

Agenda Item 7.a

TO: O&S Committee

DATE: August 19, 2010

FROM: Anne Muzzini *AM*
Director of Planning & Technical Services

SUBJ: Fixed Route Reports

Fixed Route Operating Report - July 2010

The following represent the numbers that are most important to staff in evaluating the performance of the fixed route system.

Title	FY 2011		Annual Goal
	Current Month	YTD Avg	
Total Passengers	247,315		
Average Weekday	10,622	10,622	
Pass/Rev Hour	13.7	13.7	FY11 Goal 17.0
Missed Trips	0.09%	0.09%	FY11 Goal 0.25%
Miles between Road Calls	23,947	23,947	FY11 Goal 18,000

* Based on Standards from updated S RTP

Analysis

Average weekday ridership in July (10,662 passengers) dropped from the prior months ridership of 10,797 per average weekday. See the attached table showing weekday boardings trend. Productivity in July was equal to 13.7 passengers per hour as compared to June's figure of 14.3 passengers per hour. The most productive routes remain the #20, #4, #10, and the 600 series of school tripper routes. A table showing the ranking of route by productivity is attached.

The percentage of missed trips was equal to 0.09% in July, up from the prior month, but still well within the goal set by the Board (0.25%). The YTD average is 0.09% missed trips.

The number of miles between roadcalls was equal to 23,947 miles which is slightly lower than prior month performance of 26,925 miles between roadcalls.

**MONTHLY BOARDINGS
Operations Data Summary**

Fixed Route Boardings		Passengers by Revenue Hrs/Miles		Service Days		Fiscal YTD Comparison	
July 2010 - Fixed Route Boardings	247,249	Revenue Hours - July10	17,233	Weekdays - July10	21	Fiscal 2011 YTD	247,315
Pavilion	0	July09	17,689	July09	22		
Bus Bridge	0	Revenue Miles - July10	184,072	Saturdays - July10	5	Fiscal 2010 YTD	227,795
Special	66	July09	185,798	July09	4		
				Sundays - July10	4		
				July09	4		
July 2010 Total Boardings	247,315	Passengers per Mile	1.34	Total Days - 2010	30	YTD Trend	91.4%
July 2009 Total Boardings	227,795	Passengers per Hour	14.35	2009	30	Monthly Trend	91.4%

July 2010 Fixed Route Passenger Total							July 2010	July 2010
Route	Destination Information	Weekday	Saturday	Sunday	Total	Weekday Average	Passengers per Revenue Hour	
1	Rossmoor / Shadelands	8,656			8,656	412	15.3	
2	Rudgear / Walnut Creek	1,405			1,405	67	7.3	
4	Walnut Creek Downtown Shuttle	21,349	3,414	2,098	26,862	1,017	28.6	
5	Creekside / Walnut Creek	1,526			1,526	73	7.5	
6	Lafayette / Moraga / Orinda	6,342	333	180	6,855	302	9.4	
6L	Orinda / Orinda Village	139			139	7	6.8	
7	Shadelands / Pleasant Hill / Walnut Creek	4,986			4,986	237	7.1	
9	DVC / Walnut Creek	12,727			12,727	606	14.0	
10	Concord / Clayton Rd	19,899			19,899	948	23.4	
11	Treat Blvd / Oak Grove	6,018			6,018	287	15.4	
14	Monument Blvd	14,677			14,677	699	16.9	
15	Treat Boulevard	10,406			10,406	496	16.4	
16	Alhambra Ave / Monument Blvd	13,700			13,700	652	11.7	
17	Olivera/Solano / Salvio / North Concord	5,530			5,530	263	13.6	
18	Amtrak / Merello / Pleasant Hill	8,477			8,477	404	13.0	
19	Amtrak / Pacheco Blvd / Concord	3,325			3,325	158	11.1	
20	DVC / Concord	22,357			22,357	1,065	22.5	
21	Walnut Creek / San Ramon Transit Center	13,550			13,550	645	13.5	
25	Lafayette / Walnut Creek	847			847	40	3.3	
28	North Concord / Martinez	5,946			5,946	283	8.9	
35	Dougherty Valley	7,485			7,485	356	10.5	
36	San Ramon / Dublin	4,981			4,981	237	8.5	
91X	Concord Commuter Express	911			911	43	10.7	
92X	Ace Shuttle Express	3,116			3,116	148	17.1	
93X	Kirker Pass Express	3,681			3,681	175	13.5	
95X	San Ramon / Danville Express	2,302			2,302	110	10.5	
96X	Bishop Ranch Express	8,926			8,926	425	12.9	
97X	Bishop Ranch Express	1,461			1,461	70	6.9	
98X	Martinez Express	7,521			7,521	358	10.7	
301	Rossmoor / John Muir Medical Center		452	282	734	0	9.2	
311	Concord / Oak Grove / Treat Blvd / WC		954	862	1,816	0	13.4	
314	Clayton Rd / Monument Blvd / PH		5,202	3,861	9,063	0	24.6	
315	Concord / Willow Pass / Landana		412	270	682	0	11.1	
316	Alhambra / Merello / Pleasant Hill		1,457	859	2,316	0	14.7	
320	DVC / Concord		1,030	457	1,487	0	13.2	
321	San Ramon / Walnut Creek		1,358	715	2,073	0	13.1	
600's	Select Service	807			807	38	21.6	
TOTALS		223,052	14,612	9,584	247,249	10,622	13.7	

* Data reported by Link

** This route is seasonal

TRANSPORTATION and MAINTENANCE
Operations Data Summary

	2009 July	2009 August	2009 September	2009 October	2009 November	2009 December	2010 January	2010 February	2010 March	2010 April	2010 May	2010 June	2010 July	FY10 FISCAL YTD
TRANSPORTATION														
Number of Buses	131	131	131	131	131	131	131	131	131	131	131	131	131	131
Totals Hub Miles	260,739	257,833	272,474	283,616	253,077	270,769	260,473	257,503	296,254	273,663	263,604	269,248	239,465	239,465
Work Days														
Revenue Hours	17,982	17,698	17,806	18,646	16,903	18,369	18,023	16,967	19,739	18,386	17,969	17,987	17,233	17,233
Operator Pay Hours	43,981	30,598	30,423	31,546	30,191	40,098	30,930	27,886	31,854	31,135	31,854	30,591	30,549	30,549
Number of Operators	172	172	171	170	168	167	167	167	167	169	168	168	166	166
FT Extra Board	18	27	41	62	20	21	17	45	68	31	63	42	31	31
Unscheduled Absences														
Worker Comp.	398	367	299	332	331	336	282	240	282	366	281	221	319	319
Sick leave	158	138	87	120	117	97	109	94	126	152	141	125	119	119
Collision Accidents	240	229	212	212	214	239	173	146	156	214	140	96	200	200
Passenger Accidents	8	5	6	5	9	2	3	5	4	5	4	8	2	2
Total Chargeable Collisions	8	8	5	13	9	3	15	4	7	16	9	12	8	8
Chargeable/100K Miles	6	0	3	3	4	1	1	2	1	0	3	4	0	0
Number of Trips Scheduled	2,300	0,000	1,100	1,050	1,580	0,360	0,380	0,770	0,330	0,000	1,130	1,480	0,000	0,000
Number of Trips Missed	23,848	24,042	23,777	24,534	22,502	24,064	22,904	22,420	25,514	24,519	22,964	23,648	22,317	22,317
Of Trips Scheduled - % Missed	0.08%	0.11%	0.12%	0.09%	0.05%	0.09%	0.12%	0.10%	0.05%	0.16%	0.09%	0.05%	0.09%	0.09%
Of Trips Missed - Mechanical	16	24	7	16	4	15	10	19	8	18	9	10	18	18
On Time Performance %	91%	91%	90%	90%	93%	96%	95%	92%	93%	95%	93%	94%	96%	96%
MAINTENANCE														
A/C Operative - Avg. %	99%	100%	100%	100%	100%	100%	100%	100%	100%	100%	100%	100%	100%	100%
Lifts Operative - Ave %	99%	99%	100%	100%	100%	100%	100%	100%	100%	100%	100%	100%	100%	100%
PM Complete on Schedule	100%	100%	100%	100%	100%	100%	100%	100%	100%	100%	100%	100%	100%	100%
Total Road Calls	17	23	12	17	14	13	11	15	10	7	9	16	16	16
Road Calls for Mechanical	12	19	10	13	12	9	6	12	8	6	8	10	10	10
Road Calls for Other	5	4	2	4	2	4	5	3	2	1	1	6	6	6

Miles Between Mechanical Road Calls

Bus Numbers	2009 July	2009 August	2009 September	2009 October	2009 November	2009 December	2010 January	2010 February	2010 March	2010 April	2010 May	2010 June	2010 July	FY10 FISCAL YTD
100 - 199	11,821	10,725	11,794	12,515	10,438	10,307	11,009	8,692	11,404	12,386	11,593	11,548	12,695	
200 - 299	37,872	13,300	37,266	12,499	36,215	37,499	37,599	30,109	37,475	33,824	34,594	15,393	33,124	
300 - 399	12,327	35,328	21,976	45,475	36,422	14,228	40,673	13,013	45,850	40,487	38,003	35,151	10,970	
400 - 499	34,380	30,344	11,603	31,240	14,296	29,763	15,639	32,087	34,365	32,424	29,208	14,098	26,066	
500 - 519	56,294	9,933	57,760	18,995	54,451	62,963	48,908	27,745	30,387	56,858	11,363	48,164	14,551	
900 - 939	19,553	18,001	19,955	18,170	16,523	3,639	11,806	17,182	23,789	70,771	77,837	42,305	31,019	
2000 - 2099	10,024	6,578	19,390	23,132	6,993	10,803	16,230	14,315	18,340	16,500	15,195	8,374	17,779	
9600 - 9629	3,692	11,311	8,768	12,337	14,513	8,745	15,339	12,081	16,680	5,207	11,721	14,048	11,198	
9800 - 9809	21,728	13,570	27,247	21,817	21,090	30,085	43,412	21,459	37,032	45,611	32,951	26,925	23,947	
Fleet Avg.	4,288	4,330	4,108	4,358	4,345	4,395	4,788	3,908	4,489	4,381	4,381	4,212	4,343	
Maintenance Pay Hours	26	25	25	24	26	27	27	27	26	26	26	26	26	
No. Maint. Employees	10	10	9	8	10	10	10	10	9	10	10	10	11	
Maint. Emps/100K Miles	1	2	4	5	3	1	2	3	3	1	6	3	1	
Unscheduled Absences														

Bus add - 12/09
Series #'s Out of Service - Mar10


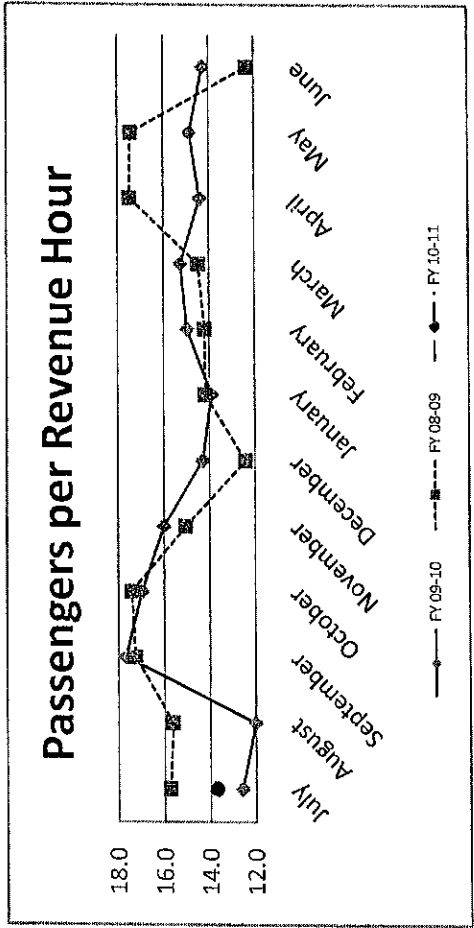
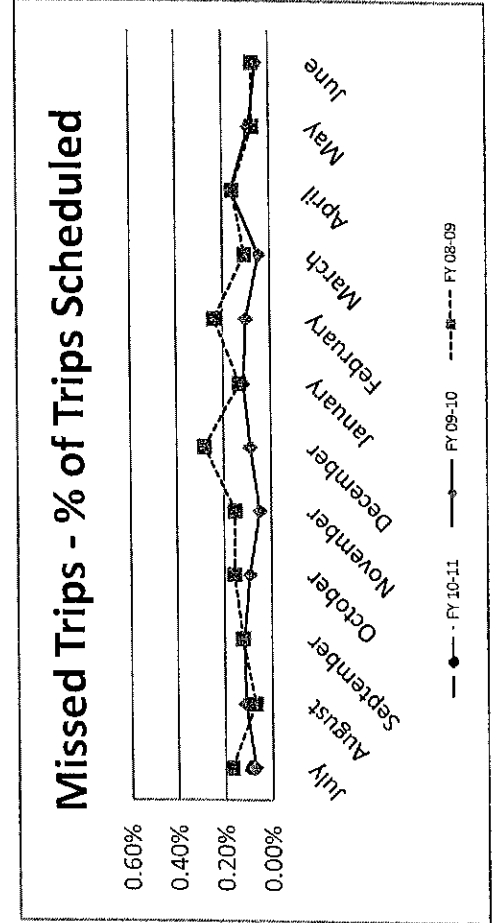
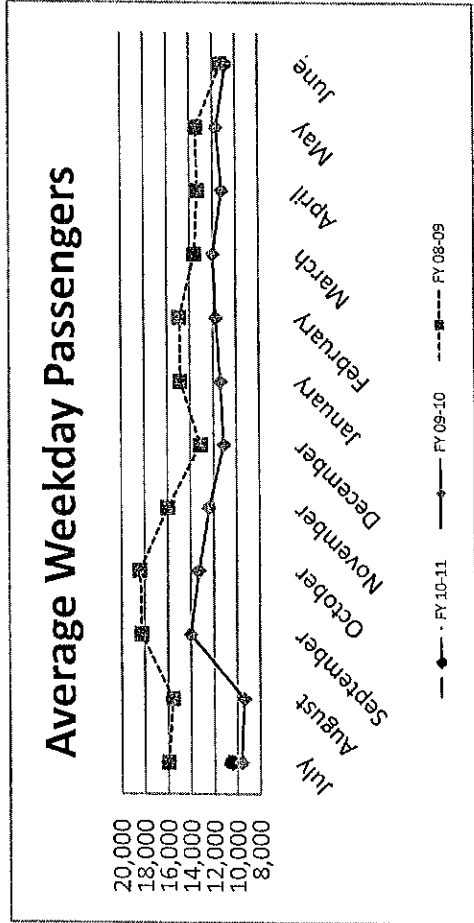
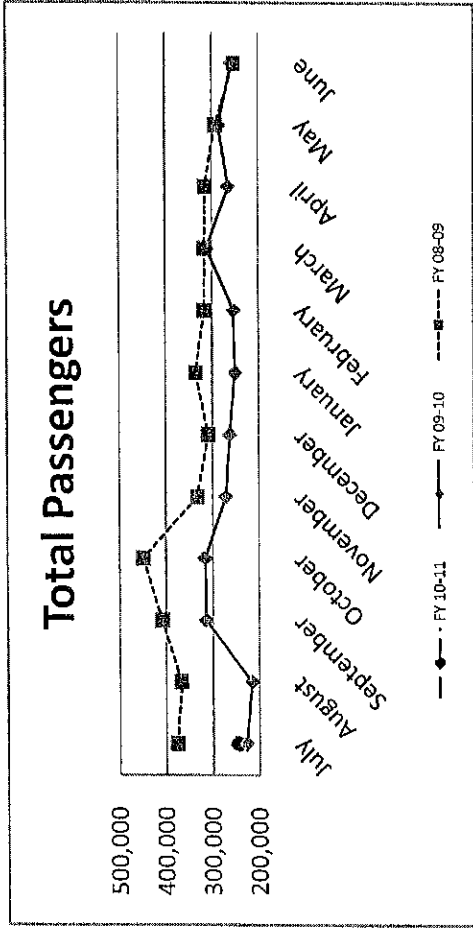
JULY 2010 PRODUCTIVITY
(sorted by Pass / Rev Hr - decending order)

Route	Destination Information	Total	Wkday Avg	Passenger / Rev Hr
4	Walnut Creek Downtown Shuttle	26,862	1,017	29
314	Clayton Rd / Monument Blvd / Pleasant Hill	9,063	0	25
10	Concord / Clayton Rd	19,899	948	23
20	DVC / Concord	22,357	1,065	23
600's	Select Service	807	38	22
92X	Ace Shuttle Express	3,116	148	17
14	Monument Blvd	14,677	699	17
15	Treat Boulevard	10,406	496	16
11	Treat Blvd / Oak Grove	6,018	287	15
1	Rossmoor / Shadelands	8,656	412	15
316	Alhambra / Merello / Pleasant Hill	2,316	0	15
9	DVC / Walnut Creek	12,727	606	14
17	Olivera/Solano / Salvio / North Concord	5,530	263	14
21	Walnut Creek / San Ramon Transit Center	13,550	645	14
93X	Kirker Pass Express	3,681	175	14
311	Concord / Oak Grove / Treat Blvd / Walnut Creek	1,816	0	13
320	DVC / Concord	1,487	0	13
321	San Ramon / Walnut Creek	2,073	0	13
18	Amtrak / Merello / Pleasant Hill	8,477	404	13
96X	Bishop Ranch Express	8,926	425	13
16	Alhambra Ave / Monument Blvd	13,700	652	12
315	Concord / Willow Pass / Landana	682	0	11
19	Amtrak / Pacheco Blvd / Concord	3,325	158	11
98X	Martinez Express	7,521	358	11
91X	Concord Commuter Express	911	43	11
35	Dougherty Valley	7,485	356	10
95X	San Ramon / Danville Express	2,302	110	10
6	Lafayette / Moraga / Orinda	6,855	302	9
301	Rossmoor / John Muir Medical Center	734	0	9
28	North Concord / Martinez	5,946	283	9
36	San Ramon / Dublin	4,981	237	8
5	Creekside / Walnut Creek	1,526	73	7
2	Rudgear / Walnut Creek	1,405	67	7
7	Shadelands / Pleasant Hill / Walnut Creek	4,986	237	7
97X	Bishop Ranch Express	1,461	70	7
6L	Orinda / Orinda Village	139	7	7
25	Lafayette / Walnut Creek	847	40	3

NOTE: * Data comes from Link Operators ** These are seasonal routes

Monthly Productivity

Fixed route report - July
Prepared by E.J.L. 8/26/2010



MONTHLY BOARDINGS
Operations Data Summary

AVERAGE WEEKDAY BOARDINGS TREND

Route	Destination Information	Jul-10	Aug-10	Sep-10	Oct-10	Nov-10	Dec-10	Jan-11	Feb-11	Mar-11	Apr-11	May-11	Jun-11
1	Rossmoor / Shadelands	412											
2	Rudgear / Walnut Creek	67											
4	Walnut Creek Downtown Shuttle	1,017											
5	Creekside / Walnut Creek	73											
6	Lafayette / Moraga / Orinda	302											
6L	Orinda / Orinda Village	7											
7	Shadelands / Pleasant Hill / Walnut Creek	237											
9	DVC / Walnut Creek	606											
10	Concord / Clayton Rd	948											
11	Treat Blvd / Oak Grove	287											
14	Monument Blvd	699											
15	Treat Boulevard	496											
16	Alhambra Ave / Monument Blvd	652											
17	Olivera/Solano / Salvio / North Concord	263											
18	Amtrak / Merello / Pleasant Hill	404											
19	Amtrak / Pacheco Blvd / Concord	158											
20	DVC / Concord	1,065											
21	Walnut Creek / San Ramon Transit Center	645											
25	Lafayette / Walnut Creek	40											
28	North Concord / Martinez	283											
35	Dougherty Valley	356											
36	San Ramon / Dublin	237											
91X	Concord Commuter Express	43											
92X	Ace Shuttle Express	148											
93X	Kirker Pass Express	175											
95X	San Ramon / Danville Express	110											
96X	Bishop Ranch Express	425											
97X	Bishop Ranch Express	70											
98X	Martinez Express	358											
600's	Select Service	38											
TOTALS		10,622											

NOTE: * Data comes from Link Operators ** These are seasonal routes

MONTHLY BOARDINGS
Operations Data Summary

AVERAGE WEEKEND BOARDINGS TREND

Route	Destination Information	Jul-10 5 Days	Aug-10 4 Days	Sep-10 4 Days	Oct-10 5 Days	Nov-10 4 Days	Dec-10 3 Days	Jan-11 4 Days	Feb-11 4 Days	Mar-11 4 Days	Apr-11 5 Days	May-11 4 Days	Jun-11 4 Days
SATURDAY													
4	Walnut Creek Downtown Shuttle	683											
6	Lafayette / Moraga / Orinda	67											
301	Rossmoor / John Muir Medical Center	90											
311	Concord / Oak Grove / Treat Blvd / WC	191											
314	Clayton Rd / Monument Blvd / PH	1,040											
315	Concord / Willow Pass / Landana	82											
316	Alhambra / Merello / Pleasant Hill	291											
320	DVC / Concord	206											
321	San Ramon / Walnut Creek	272											
TOTALS		2,922	0	0	0	0	0	0	0	0	0	0	0

Route	Destination Information	Jul-10 4 Days	Aug-10 5 Days	Sep-10 4 Days	Oct-10 5 Days	Nov-10 4 Days	Dec-10 4 Days	Jan-11 5 Days	Feb-11 4 Days	Mar-11 4 Days	Apr-11 4 Days	May-11 5 Days	Jun-11 4 Days
SUNDAY													
4	Walnut Creek Downtown Shuttle	420											
6	Lafayette / Moraga / Orinda	36											
301	Rossmoor / John Muir Medical Center	56											
311	Concord / Oak Grove / Treat Blvd / WC	172											
314	Clayton Rd / Monument Blvd / PH	772											
315	Concord / Willow Pass / Landana	54											
316	Alhambra / Merello / Pleasant Hill	172											
320	DVC / Concord	91											
321	San Ramon / Walnut Creek	143											
TOTALS		1,917	0	0	0	0	0	0	0	0	0	0	0

NOTE: * Data comes from Link Operators

** These are seasonal routes

Route #	Description
1	Rossmoor Shopping Center, Tice Valley Blvd, Boulevard Wy, Oakland Blvd, Trinity Ave, BART Walnut Creek, Ygnacio Valley, Montego, John Muir Medical Center, N Wiget Ln, Shadelands Office Park
2	Rudgear Rd, Stewart Ave, Trotter Wy, Dapplegray Rd, Palmer Rd, Mountain View Blvd, San Miguel Dr, N & S California Blvd, BART Walnut Creek
4	BART Walnut Creek, N California Blvd, Locust St, Mt Diablo Blvd, Broadway Plaza, S Main St, Pringle Ave
4H	Walnut Creek Extended Holiday Service (November 27 thru December 31)
5	BART Walnut Creek, Riviera Ave, Parkside Dr, N Civic Dr, N Broadway, Lincoln Ave, Mt Pisgah St, S Main St, Creekside Dr
6	BART Orinda, Moraga Wy, Moraga Rd, St Marys Rd, St Mary's College, Mt Diablo Blvd, BART Lafayette
6L	BART Orinda, Orinda Wy
7	BART Pleasant Hill, Treat Blvd, Bancroft Rd, Ygnacio Valley Rd, Shadelands Office Park, Marchbanks, BART Walnut Creek, Riviera Ave, Buena Vista, Geary Rd
8	Monument Blvd, Peach St, Virginia Ln, Robin Ln, Meadow Ln, Sunshine Dr, Detroit Ave, Walters Wy, San Miguel Rd, Galindo, Clayton Rd, Gateway Blvd, Willow Pass Rd, Sun Valley Blvd, Contra Costa Blvd
9	DVC, Contra Costa Blvd, Ellinwood Wy, JFK University, Gregory Ln, Cleaveland Rd, Boyd Rd, W Hookston Rd, Patterson Blvd, Oak Park Blvd, Coggins Dr, BART Pleasant Hill, N Main St, N California Blvd, BART Walnut Creek
10	BART Concord, Clayton Rd, Center St, Marsh Creek Rd
11	BART Concord, Port Chicago Highway, Salvio St, Mira Vista Terrace, Fry Wy, Clayton Rd, Market St, Meadow Ln, Oak Grove Rd, Treat Blvd, BART Pleasant Hill
14	BART Concord, Oak St, Laguna St, Detroit Ave, Monument Blvd, Mohr Ln, David Ave, Bancroft Rd, Treat Blvd, BART Pleasant Hill
15	BART Concord, Port Chicago Highway, Salvio St, Parkside Dr, Willow Pass Rd, Landana Dr, West St, Clayton Rd, Treat Blvd, BART Pleasant Hill, Oak Rd, N Civic Dr, Ygnacio Valley Rd, BART Walnut Creek
16	BART Concord, Oak St, Galindo St, Monument Blvd, Crescent Plaza, Cleaveland Rd, Gregory Ln, Pleasant Hill Rd, Alhambra Ave, Berrellesa St, Escobar St, Court St, Martinez Amtrak
17	BART Concord, Grant St, East St, Solano Wy, Olivera Rd, Port Chicago Highway, BART North Concord
18	BART Pleasant Hill, Oak Rd, Buskirk Ave, Crescent Plaza, Gregory Ln, Pleasant Hill Rd, Taylor Blvd, Morello Ave, Viking Dr, Contra Costa Blvd, DVC, Old Quarry Rd, Pacheco Blvd, Muir Rd, Arnold Dr, Morello, Pacheco Blvd, Martinez Amtrak
19	BART Concord, Galindo St, Concord Ave, Bisso Ln, Stanwell Dr, John Glenn Dr, Galaxy Wy, Diamond Blvd, Contra Costa Blvd, Pacheco Blvd, Martinez Amtrak
20	BART Concord, Grant St, Concord Blvd, Clayton Rd, Gateway Blvd, Willow Pass Rd, Sun Valley Blvd, Golf Club Rd, DVC
21	BART Walnut Creek, N & S California Blvd, Newell Ave, S Main St, Danville Blvd, Railroad Ave, San Ramon Valley Blvd, Danville Park & Ride, Camino Ramon, Fostoria Wy, San Ramon Transit Center
25	BART Lafayette, Mt Diablo Blvd, Highway 24, Highway 680, BART Walnut Creek
28	BART North Concord, Port Chicago Highway, Bates Ave, Commercial Cir, Pike Ln, Arnold Industrial Wy, Marsh Dr, Contra Costa Blvd, Chilpancingo Pkwy, Old Quarry Rd, DVC, Highway 680, Highway 4, Center Ave, VA Clinic, Howe Rd, Pacheco Blvd, Martinez Amtrak
35	BART Dublin, Dublin Blvd, Dougherty Rd, Bollinger Canyon Rd, E Branch Pkwy, Windemere Pkwy, Sunset Dr, Bishop Dr, Executive Pkwy, San Ramon Transit Center
36	BART Dublin, Dublin Blvd, Village Pkwy, Alcosta Blvd, Fircrest Ln, San Ramon Valley Blvd, Tareyton Ave, Bollinger Canyon Rd, Crow Canyon Rd, Executive Pkwy, San Ramon Transit Center
91X	BART Concord, Galindo St, Concord Ave, John Glenn Dr, Galaxy Wy, Chevron, Diamond Blvd, Willow Pass Rd, Gateway Blvd, Clayton Rd, Oak St
92X	Shadelands Office Park, Ygnacio Valley Rd, Highway 680, Danville Park & Ride, Crow Canyon Rd, Bishop Ranch 15, San Ramon Transit Center, Camino Ramon, ATT, Sunset Dr, Chevron, Ace Train Station Pleasanton
93X	BART Walnut Creek, Ygnacio Valley Rd, Shadelands Office Park, Oak Grove Rd, Kirker Pass Rode, Railroad Ave, Buchanan Rd, Somersville Rd, Fairview Dr, Delta Fair Blvd, Highway 4, Hillcrest Park & Ride
95X	BART Walnut Creek, Highway 680, Crow Canyon Pl, Fostoria Wy, Camino Ramon, San Ramon Transit Center
96X	BART Walnut Creek, Highway 680, Chevron, Bishop Ranch 1, Bishop Ranch 3, Bishop Ranch 6, San Ramon Transit Center, Bishop Ranch 15, Annabel Ln, Bishop Ranch 8, Bishop Dr, Sunset Dr
97X	BART Dublin, Highway 680, Highway 580, Chevron, Bishop Ranch 1, Bishop Ranch 3, Bishop Ranch 6, San Ramon Transit Center, Bishop Ranch 15, Annabel Ln, Bishop Ranch 8, Bishop Dr, Sunset Dr
98X	BART Walnut Creek, N Main St, Highway 680, Sun Valley Blvd, Contra Costa Blvd, Concord Ave, Diamond Blvd, Highway 680, Highway 4, Alhambra Ave, Berrellesa St, Escobar St, Court St, Martinez Amtrak
250	St Mary's College, St Marys Rd, Moraga Rd, Mt Diablo Blvd, BART Lafayette

Route #	Description
301	Rossmoor Shopping Center, Tice Valley Blvd, Boulevard Wy, Oakland Blvd, Trinity Ave , BART Walnut Creek, Ygnacio Valley, Montego, John Muir Medical Center
311	BART Concord, Port Chicago Highway, Salvio St, Mira Vista Terrace, Fry Wy, Clayton Rd, Market St, Meadow Ln, Oak Grove Rd, Treat Blvd, BART Pleasant Hill
314	Ayers Rd, Concord Blvd, Kirker Pass Rd, Clayton Rd, BART Concord, Oak St, Laguna St, Detroit Ave, Monument Blvd, Mohr Ln, David Ave, Crescent Plaza, Cleaveland Rd, Gregory Ln, Contra Costa Blvd, DVC
315	BART Concord, Port Chicago Highway, Salvio St, Parkside Dr, Willow Pass Rd, Landana Dr, West St, Clayton Rd
316	BART Pleasant Hill, Oak Rd, Buskirk Ave, Crescent Plaza, Gregory Ln, Contra Costa Blvd, Golf Club Rd, DVC, Old Quarry Rd, Pacheco Blvd, Muir Rd, Arnold Dr, Pacheco Blvd, Morrelo Ave, Martinez Amtrak, Berrellesa St, Alhambra Ave
320	BART Concord, Grant St, Concord Blvd, Clayton Rd, Gateway Blvd, Willow Pass Rd, Diamond Blvd, Concord Ave, Chilpancingo Pkwy, Old Quarry Rd, DVC
321	BART Walnut Creek, N & S California Blvd, Newell Ave, S Main St, Danville Blvd, Railroad Ave, San Ramon Valley Blvd, Camino Ramon, Fostoria Wy, San Ramon Transit Center- Shops at BR.
601	N Civic Dr, Parkside Dr, Riveria Ave, BART Walnut Creek, Trinity Ave, Oakland Blvd, Boulevard Wy, Tice Valley Blvd, Meadow Rd, Castle Hill Rd, Danville Blvd, Hillgrade Ave., Crest Ave, Rossmoor Shopping Center
602	Walnut Blvd, Oro Valley Cir, Mountain View Blvd, Rudgear Rd, Stewart Ave, Trotter Wy, Dapplegray Rd, Palmer Rd, Mountain View Blvd, San Miguel Dr, N & S California Blvd, BART Walnut Creek
603	Camino Pablo, Moraga Rd, St Marys Rd, St Mary's College, Mt Diablo Blvd, BART Lafayette
605	N Civic Dr, N Broadway, Lincoln Ave, Mt Pisgah St, Newell Ave, Lilac Dr, S Main St, Creekside Dr
606	BART Orinda, Orinda Wy, Miner Rd, Honey Hill Rd, Via Las Cruces, Saint Stephens Dr, Orinda Woods Dr, Moraga Wy, Ivy Dr, Moraga Rd, St Marys Rd, St Mary's College, Mt Diablo Blvd, BART Lafayette
607	BART Pleasant Hill, Treat Blvd, Bancroft Rd, Ygnacio Valley Rd, Oak Grove Rd, Walnut Ave
608	VA Clinic, Center Ave, Pacheco Blvd, Contra Costa Blvd, Chilpancingo Pkwy, Old Quarry Rd, DVC
609	BART Walnut Creek, Ygnacio Valley Rd, Marchbanks Dr, Walnut Ave
610	BART Concord, Clayton Rd, Ayers Rd, Concord Blvd, Kirkwood Dr, Oakhurst Dr, Center St, Marsh Creek Rd, Mountaire Pkwy, Mountaire Cir
611	BART Concord, Port Chicago Highway, Salvio St, Mira Vista Terrace, Fry Wy, Clayton Rd, Market St, Meadow Ln, Oak Grove Rd, Treat Blvd, Bancroft Rd, Minert Rd
612	BART Concord, Clayton Rd, Ayers Rd, Concord Blvd, Kirker Pass Rd, Washington Blvd, Pennsylvania Blvd, Pine Hollow Rd, El Camino Dr, Michigan Blvd
613	Minert Rd, Oak Grove Rd, Monument Blvd, Detroit Ave, Laguna St, Oak St, BART Concord
614	BART Concord, Clayton Rd, Michigan Blvd, Pennsylvania Blvd, Pine Hollow Rd, El Camino Dr
615	Concord Blvd, Landana Dr., Willow Pass Rd., Parkside Dr., Salvio St., East St., clayton Rd., Oakland Ave., Mount Diablo St., BART Concord
616	Treat Blvd, Bancroft Rd, Minert Rd, Oak Grove Rd, Monument Blvd, San Miguel Rd, Galindo St, Oak St, BART Concord
619	Minert Rd, Oak Grove Rd, Monument Blvd, Mohr Ln, David Ave, Bancroft Rd, Treat Blvd, BART Pleasant Hill
622	Pine Valley Rd, Broadmoor Dr, Montevideo Dr, Alcosta Blvd, Crow Canyon Rd, Tassajara Ranch Rd, Camino Tassajara
623	Danville Blvd, Stone Valley Rd, Green Valley Rd, Diablo Rd, Hartz Ave, San Ramon Valley Blvd, Sycamore Valley Rd, Camino Tassajara, Tassajara Ranch Rd, Crow Canyon Rd, Anabel Ln
625	Rossmoor Shopping Center, Tice Valley Blvd, Olympic Blvd, Pleasant Hill Rd, Acalanes Ave, Stanley Blvd, Mt Diablo Blvd, BART Lafayette, Happy Valley Rd, Upper Happy Valley Rd, El Nido Ranch Rd, Hidden Valley Rd, Acalanes Rd
626	St Mary's College, St Marys Rd, Rohrer Dr, Moraga Rd, Mt Diablo Blvd, BART Lafayette, Happy Valley Rd, Upper Happy Valley Rd, El Nido Ranch Rd, Hidden Valley Rd, Acalanes Rd
627	BART North Concord, Port Chicago Highway, Bates Ave, Mason Cir
635	Bollinger Canyon Rd, Dougherty Rd, Crow Canyon Rd, Tassajara Ranch Rd, Camino Tassajara, Lusitano St, Charbray St
636	San Ramon Transit Center, Executive Pkwy, Crow Canyon Rd, Bollinger Canyon Rd, San Ramon Valley Blvd, Broadmoor Dr, Alcosta Blvd, Fircrest Ln, Village Pkwy, Dublin Blvd, BART Dublin