

# The County Connection

2477 Arnold Industrial Way    Concord, CA 94520-5326    (925) 676-7500    www.cccta.org

## MEETING NOTICE & AGENDA

### OPERATIONS & SCHEDULING COMMITTEE

District 2 Supervisor Gayle B. Uilkema's Lamorinda Office  
3338 Mt. Diablo Boulevard, Lafayette,

**The meeting will be called to order on Friday, September 3, 2010 @ 9:00 a.m.**

*The Committee may hear, discuss, deliberate, and/or take action on any item on the agenda.*

1. Approval of Agenda Items
2. Public Comment and/or Communication
3. Approval of Summary Minutes of July 2, 2010\* *Review/Action*
4. Maintenance *Review/Action*
  - a. Quitclaim for Sewer Line – Central Contra Costa Transit District\* *Review/Action*
  - b. Access Control – CCCTA Administration & Maintenance Facility\* *Review/Action*
  - c. Leased Tires and Related Services Contract\* *Review/Action*
5. Planning and Scheduling *Information Only*
  - a. Plan for New RM2 Funded Route to CSU\*
6. Paratransit and Accessible Services - None
7. Staff Reports *Information Only*
  - a. Fixed Route Monthly Report – July 2010\*
  - b. LINK Monthly Report – June 2010\*
8. Committee Comments *Discussion Only*
9. Future Agenda Items *Discussion Only*
10. Next Scheduled Meeting
11. Adjournment

\*Enclosure

**2010-2011 O&S Committee**

*Erling Horn, Lafayette  
Rob Schroder, Martinez  
Amy Worth, Orinda*

#### General Information

**Public Comment:** Each person wishing to address the Operations and Scheduling Committee is requested to complete a Speaker Card for submittal to the Committee Chair and/or staff liaison before the meeting convenes or the applicable agenda item is discussed. Persons will be allotted three (3) minutes to speak, which may be extended at the discretion of the Committee Chair.

**Accessible Public Meetings:** Upon request, CCCTA will provide written agenda materials in appropriate alternative formats, or disability-related modifications or accommodations, including auxiliary aids or services, to enable individuals with disabilities to participate in public meetings. Please send a written request, including your name, mailing address, phone number and brief description of the requested materials and preferred alternative format or auxiliary aid/service so that it is received by CCCTA at least 48 hours before the meeting convenes. **Requests should be sent to:** Hilda Luoma, Executive Secretary – CCCTA - Administration Department, 2477 Arnold Industrial Way, Concord, CA 94520 or [Luoma@cccta.org](mailto:Luoma@cccta.org). **Shuttle Service:** With a 24-hour notice, a CCCTA LINK shuttle can be available at the Lafayette BART station for individuals who wish to attend the Operations and Scheduling Committee Meetings. To arrange for the shuttle, please call Mary Walker at (925) 680-2068 no later than 24 hours prior to the start of the meeting.

Clayton • Concord • Contra Costa County • Danville • Lafayette • Martinez  
Moraga • Orinda • Pleasant Hill • San Ramon • Walnut Creek

**SUMMARY MINUTES**  
**OPERATIONS & SCHEDULING (O&S) COMMITTEE**  
3338 Mt. Diablo Boulevard, Lafayette, CA  
Meeting of Friday, July 2nd, 2010, @ 9:00 a.m.


---


**Directors in Attendance:** Director Horn, Director Uilkema  
**Staff:** Rick Ramacier, Scott Mitchell, Anne Muzzini  
**Guests:** Kieth Joseph  
**CAC:** Charles Hogle  
**Call to Order:** Meeting called to order at 9:00 a.m. by Director Horn

---

1. **Approval of Agenda Items:** Agenda was approved.
2. **Public Comment and/or Communication:** Mr. Joseph expressed his opinion about how important schedule information is to riders and asked that the bulletin boards at the BART station be changed to show accurate and useful information.
3. **Approval of O&S Summary Minutes for June 4, 2010:** Minutes were approved.
4. **Maintenance:** None
5. **Planning and Scheduling:**
  - a) **Service to Cal State East Bay:** Ms. Muzzini presented options for providing service to Cal State University in Concord that included: a) deviating the current route #10, b) adding a new stop to the 93X route, and c) re-vamping the 98X. The pros and cons of each option were discussed and the result was support for re-vamping the 98X. This option has the benefit of serving CSU with regular service without taking service away from downtown Clayton. In addition this option provides an alternative for RM2 funding that will be taken away from the 98X. Staff was asked to come back with a plan for implementation.
6. **Paratransit and Accessible Services:** None
7. **Staff Reports – Fixed Route and LINK Operating Summary Statistics**
  - a. **Fixed Route Reports – May 2010:** The reports were reviewed and discussed.
  - b. **LINK Monthly Reports – May 2010:** The reports were reviewed.
9. **Committee Comments:** There was discussion regarding the re-route of Route #25 into the Saranap neighborhood, the need for public hearing, and a possible Winter implementation of the change.
10. **Future Agenda Items:** None identified
11. **Next Scheduled Meeting:** The next meeting is scheduled for: **August 6, 2010 at 9:00 a.m.** at 3338 Mt. Diablo Boulevard in Lafayette. Other future meetings are scheduled for August 6<sup>th</sup>.
12. **Adjournment:** The meeting was adjourned at 10:30 am

Minutes prepared and submitted by:

  
Anne Muzzini  
Director of Planning and Technical Services

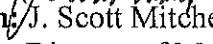
  
Date


# The County Connection

## Inter Office Memo

To: O&S Committee

Date: August 25, 2010

From:   
J. Scott Mitchell  
Director of Maintenance

Reviewed By: 

**SUBJECT: Acceptance of Quitclaim for Sewer Line at 2477 Arnold Industrial Way, Concord, California**

**BACKGROUND:**

During construction of CCCTA's administration and maintenance facilities on Arnold Industrial Way, a dedicated sewer line was installed that runs west to east through CCCTA's property. This line services CCCTA's administration building, fuel island, and maintenance building.

Once CCCTA occupied the facility, this sewer line should have become CCCTA's property and responsibility. During the upgrade to the waste water separator in 2009 at the fuel island, it was discovered that the Contra Costa County Sanitary District (CCCSD) retained ownership and an easement to this line.

**SUMMARY OF ISSUES:**

It is CCCSD's policy to relinquish ownership and future maintenance responsibility to the owners of the property on which the sewer facilities exist. On April 1, 2010, the CCCSD Board of Directors adopted resolutions to relinquish the public sewer at 2477 Arnold Industrial Way and quitclaim the associated easement. In order to finalize this transaction, the CCCTA's Board of Directors must accept the quitclaim deed by resolution.

**OPTION 1:**

Accept quitclaim resolution.

**OPTION 2:**

Take no action.

**FINANCIAL IMPLICATIONS:**

None.

**RECOMMENDATIONS:**

Staff recommends that the O&S Committee accept the quitclaim resolution.

**ACTION REQUESTED:**

The O&S Committee recommend to the Board of Directors acceptance of the quitclaim resolution from the CCCSD for the sewer line at 2477 Arnold Industrial Way, Concord, California.

# The County Connection

## Inter Office Memo

**To:** O&S Committee

**Date:** September 7, 2010

**From:** J. Scott Mitchell  
Director of Maintenance

**Reviewed By:** *JS*

**SUBJECT:** Access Control

**BACKGROUND:**

Since 2007/08 CCCTA has been the beneficiary of a Homeland Security Grant with the purpose of upgrading the security at the CCCTA facility located at 2477 Arnold Industrial Way, Concord, California.

**SUMMARY OF ISSUES:**

With the Homeland Security Grant in hand we have done extensive interviews and research and come to the conclusion that a proximity card security system, if implemented, would increase the security and safety for CCCTA and its staff.

The system we have chosen was developed by the Siemens Industry. This system was sourced through the State CMAS contract. We along with our legal advisors negotiated a contract that will upgrade our current system. The system we are proposing would switch the mechanism for opening a locked door from the traditional key to a proximity card/employee ID. This system would allow CCCTA to authorize access to individuals based on job requirements, and allow CCCTA to monitor employee and visitor traffic based on time of day and area access. This system would also allow staff to quickly restrict access to unauthorized individuals.

**FINANCIAL IMPLICATIONS:** The negotiated contract with the Siemens Industries is for \$321,467.05. The Homeland Security Grant has provided us with \$319,320.00 the additional fund would be provided with TDA funds budgeted for facility security purposes.

**RECOMMENDATIONS:** Staff recommends that the O&S Committee authorize the General Manager to enter into an agreement with Siemens Industries for the purchase and installation of the Siemens Industry proximity card security system for an amount not to exceed \$321,467.05.

**ACTION REQUESTED:** The O&S Committee recommend that the Board of Directors authorize the General Manager to enter into an agreement with Siemens Industries for the purchase and installation of the Siemens Industry proximity card security system.

# The County Connection

Inter Office Memo

To: O&S Committee

Date: August 24, 2010

From: *J. Scott Mitchell*  
J. Scott Mitchell  
Director of Maintenance

Reviewed By: *PMH*

**SUBJECT: Leased Tires and Related Services Contract**

## BACKGROUND:

The Central Contra Costa Transit Authority leases the tires on the revenue vehicles. Every five (5) years, the maximum term allowed by the Federal Transit Administration, the CCCTA goes to bid for a renewal contract. Traditionally, there have only been two (2) companies interested in and capable of pursuing a contract for this service. Those two companies are The Goodyear Tire and Rubber Company ("Goodyear") and The Firestone Tire and Rubber Company ("Firestone"). The CCCTA has, with one contract term exception, contracted with Goodyear for this service since beginning full service in 1982.

## SUMMARY OF ISSUES:

An Invitation For Bids (IFB) was issued on June 29, 2010 to seek a new contract for this service. On the bid opening date of August 20, 2010, one bid was received. That bid was from Goodyear. Firestone had previously issued a letter stating that it did not intend to bid on our IFB.

The Authority is in need of a contract for the continued supply of tires for the revenue buses. The advantage to having a tire company under contract for the supply of tires provides the CCCTA with a guarantee of tires in the event of a materials shortage for the production of bus tires. Although the Authority received a single bid, the cost analysis did show that the Goodyear bid was fair and equitable. Staff is recommending that the committee proceed with approving the submitted bid and requesting the Board of Directors to authorize the General Manager to enter into a contract with Goodyear for a five (5) year contract for Leased Tires and Related Services.

## OPTION 1:

That CCCTA award a contract to The Goodyear Tire & Rubber Company for Leased Tires and Related Services.

## OPTION 2:

The O&S Committee direct staff to re-advertise the procurement.

**FINANCIAL IMPLICATIONS:**

The bid submitted by Goodyear lists two rates; one for large tires (.006075/mile for the first year) for the 35' and 40' coaches and a different rate for the smaller tires (.007100/mile for the first year) on the 29' coaches. The Service rate for the first year of the new contract is \$5,200/month. The IFB response contains fixed rates for each of the five years of the contract period.

The first year annual financial implication will be a decrease in tire costs of \$25,220.00, which is a decrease of 15.80%. And an increase of \$100.00 for Services, which is a 2% increase. After the first year, the rates bid show the following percentage increases:

Second Year 4.5% for tires and 3.8% for Service

Third Year 4.6% for tires and 4.1% for Service

Fourth Year 4.5% for tires and 4.0% for Service

Fifth Year 4.5% for tires and 4.3% for Service

**RECOMMENDATIONS:**

Staffs recommends that the O&S Committee recommend award of a five (5) year contract to The Goodyear Tire & Rubber Company at the guaranteed rates specified in their bid of August 20, 2010.

**ACTION REQUESTED:**

The O&S Committee recommend to the Board of Directors at its August 20, 2010 meeting, the award of a contract by CCCTA to The Goodyear Tire & Rubber Company for a five (5) year period at the guaranteed rates specified in their bid for Leased Tires and Related Services.

**Inter Office Memo**

**To:** Operations and Scheduling Committee  
**From:** Anne Muzzini, Director of Planning and Tech Services  
**Reviewed By:** *AM*

**Date:** August 26, 2010

**SUBJECT:** New Route to CSU - RM2 Funded

**SUMMARY OF ISSUES:**

A proposal was discussed at the last O&S meeting whereby a new route would be developed to serve the Cal State University East Bay (CSU) campus using the service hours currently used on the 98X.

The most productive corridor for a new route to CSU is Clayton Road and routing along this corridor has the best chance of meeting the farebox recovery criteria for continued RM2 funding. Staff has developed a schedule for the new route that uses the same number of hours as the 98X. Details are shown below:

First trip departs BART Concord at 7:15am

Last trip departs CSU at 10:12pm

Headways: 30 minute in the peak and 60 minute mid-day and late night

A public hearing was held for a new route 10X in January when a plan was developed to replace the 98X with a new route, the 10X. Because the Board did not support elimination of the 98X, MTC didn't allow RM2 funds to be shifted. The public hearing solicited comment on a new route from Concord BART via Clayton Road to CSU. There was no negative public comment. We will have to conduct a public hearing to eliminate the 98X.

**RECOMMENDATIONS:**

Staff recommends that the Committee support a plan to eliminate the 98X and replace it with a new route connecting BART Concord to CSU via Clayton Road. Staff recommends that the Committee support communication with MTC that this plan be the "fix" to enable RM2 funds to continue to flow. Staff also recommends that a public hearing be conducted on elimination of the 98X.

**FINANCIAL IMPLICATIONS:**

RM2 Funding will be lost next year if a plan is not communicated to MTC in December.

**OPTIONS:**

1. Approve staff request
2. Decline to approve staff request
3. Other action as determined by the Committee



TO: O&S Committee

DATE: August 19, 2010

FROM: Anne Muzzini *AM*  
Director of Planning & Technical Services

SUBJ: Fixed Route Reports

**Fixed Route Operating Report - July 2010**

The following represent the numbers that are most important to staff in evaluating the performance of the fixed route system.

<u>Title</u>	FY 2011		<u>Annual Goal</u>
	<u>Current Month</u>	<u>YTD Avg</u>	
Total Passengers	247,315		
Average Weekday	10,622	10,622	
Pass/Rev Hour	13.7	13.7	FY11 Goal 17.0
Missed Trips	0.09%	0.09%	FY11 Goal 0.25%
Miles between Road Calls	23,947	23,947	FY11 Goal 18,000

\* Based on Standards from updated SRTP

**Analysis**

Average weekday ridership in July (10,662 passengers) dropped from the prior months ridership of 10,797 per average weekday. See the attached table showing weekday boardings trend. Productivity in July was equal to 13.7 passengers per hour as compared to June's figure of 14.3 passengers per hour. The most productive routes remain the #20, #4, #10, and the 600 series of school tripper routes. A table showing the ranking of route by productivity is attached.

The percentage of missed trips was equal to 0.09% in July, up from the prior month, but still well within the goal set by the Board (0.25%). The YTD average is 0.09% missed trips.

The number of miles between roadcalls was equal to 23,947 miles which is slightly lower than prior month performance of 26,925 miles between roadcalls.

**MONTHLY BOARDINGS  
Operations Data Summary**

Fixed Route Boardings		Passengers by Revenue Hrs/Miles		Service Days		Fiscal YTD Comparison	
July 2010 - Fixed Route Boardings	247,249	Revenue Hours - July10	17,233	Weekdays - July10	21	Fiscal 2011 YTD	247,315
Pavilion	0	July09	17,689	July09	22		
Bus Bridge	0	Revenue Miles - July10	184,072	Saturdays - July10	5	Fiscal 2010 YTD	227,795
Special	66	July09	185,798	July09	4		
				Sundays - July10	4		
				July09	4		
<b>July 2010 Total Boardings</b>	<b>247,315</b>	<b>Passengers per Mile</b>	<b>1.34</b>	<b>Total Days - 2010</b>	<b>30</b>	<b>YTD Trend</b>	<b>91.4%</b>
<b>July 2009 Total Boardings</b>	<b>227,795</b>	<b>Passengers per Hour</b>	<b>14.35</b>	<b>2009</b>	<b>30</b>	<b>Monthly Trend</b>	<b>91.4%</b>

July 2010 Fixed Route Passenger Total						July 2010	July 2010
Route	Destination Information	Weekday	Saturday	Sunday	Total	Weekday Average	Passengers per Revenue Hour
1	Rossmoor / Shadelands	8,656			8,656	412	15.3
2	Rudgear / Walnut Creek	1,405			1,405	67	7.3
4	Walnut Creek Downtown Shuttle	21,349	3,414	2,098	26,862	1,017	28.6
5	Creekside / Walnut Creek	1,526			1,526	73	7.5
6	Lafayette / Moraga / Orinda	6,342	333	180	6,855	302	9.4
6L	Orinda / Orinda Village	139			139	7	6.8
7	Shadelands / Pleasant Hill / Walnut Creek	4,986			4,986	237	7.1
9	DVC / Walnut Creek	12,727			12,727	606	14.0
10	Concord / Clayton Rd	19,899			19,899	948	23.4
11	Treat Blvd / Oak Grove	6,018			6,018	287	15.4
14	Monument Blvd	14,677			14,677	699	16.9
15	Treat Boulevard	10,406			10,406	496	16.4
16	Alhambra Ave / Monument Blvd	13,700			13,700	652	11.7
17	Olivera/Solano / Salvio / North Concord	5,530			5,530	263	13.6
18	Amtrak / Merello / Pleasant Hill	8,477			8,477	404	13.0
19	Amtrak / Pacheco Blvd / Concord	3,325			3,325	158	11.1
20	DVC / Concord	22,357			22,357	1,065	22.5
21	Walnut Creek / San Ramon Transit Center	13,550			13,550	645	13.5
25	Lafayette / Walnut Creek	847			847	40	3.3
28	North Concord / Martinez	5,946			5,946	283	8.9
35	Dougherty Valley	7,485			7,485	356	10.5
36	San Ramon / Dublin	4,981			4,981	237	8.5
91X	Concord Commuter Express	911			911	43	10.7
92X	Ace Shuttle Express	3,116			3,116	148	17.1
93X	Kirker Pass Express	3,681			3,681	175	13.5
95X	San Ramon / Danville Express	2,302			2,302	110	10.5
96X	Bishop Ranch Express	8,926			8,926	425	12.9
97X	Bishop Ranch Express	1,461			1,461	70	6.9
98X	Martinez Express	7,521			7,521	358	10.7
301	Rossmoor / John Muir Medical Center		452	282	734	0	9.2
311	Concord / Oak Grove / Treat Blvd / WC		954	862	1,816	0	13.4
314	Clayton Rd / Monument Blvd / PH		5,202	3,861	9,063	0	24.6
315	Concord / Willow Pass / Landana		412	270	682	0	11.1
316	Alhambra / Merello / Pleasant Hill		1,457	859	2,316	0	14.7
320	DVC / Concord		1,030	457	1,487	0	13.2
321	San Ramon / Walnut Creek		1,358	715	2,073	0	13.1
600's	Select Service	807			807	38	21.6
<b>TOTALS</b>		<b>223,052</b>	<b>14,612</b>	<b>9,584</b>	<b>247,249</b>	<b>10,622</b>	<b>13.7</b>

\* Data reported by Link

\*\* This route is seasonal

TRANSPORTATION and MAINTENANCE  
Operations Data Summary

	2009 July	2009 August	2009 September	2009 October	2009 November	2009 December	2010 January	2010 February	2010 March	2010 April	2010 May	2010 June	2010 July	FY10 FISCAL YTD
<b>TRANSPORTATION</b>														
Number of Buses	131	131	131	131	131	131	131	131	131	131	131	131	131	131
Totals Hub Miles	260,739	257,833	272,474	283,616	253,077	270,769	260,473	257,503	296,254	273,663	263,604	269,248	239,465	239,465
<b>Work Days</b>														
Revenue Hours	30	31	29	31	29	30	30	28	31	30	30	30	30	30
Operator Pay Hours	17,982	17,698	17,806	18,646	16,903	18,369	18,023	16,967	19,739	18,386	17,969	17,987	17,233	17,233
Number of Operators	43,981	30,598	30,423	31,546	30,191	40,098	30,930	27,886	31,854	31,135	31,854	30,591	30,549	30,549
FT Extra Board	172	172	171	170	168	167	167	167	167	169	168	168	166	166
Unscheduled Absences	18	27	41	62	20	21	17	45	68	31	63	42	31	31
Worker Comp.	398	367	299	332	331	336	282	240	282	366	281	221	319	319
Sick leave	158	138	87	120	117	97	109	94	126	152	141	125	119	119
Collision Accidents	240	229	212	212	214	239	173	146	156	214	140	96	200	200
Passenger Accidents	8	5	6	5	9	2	3	5	4	5	4	8	2	2
Total Chargeable Collisions	8	8	5	13	9	3	15	4	7	16	9	12	8	8
Chargeable/100K Miles	6	0	3	3	4	1	1	2	1	0	3	4	0	0
Number of Trips Scheduled	2.30	0.00	1.10	1.05	1.58	0.36	0.38	0.77	0.33	0.00	1.13	1.48	0.00	0.00
Number of Trips Missed	23,848	24,042	23,777	24,534	22,502	24,064	22,904	22,420	25,514	24,519	22,964	23,648	22,317	22,317
Of Trips Scheduled - % Missed	18	27	28	23	11	21	28	23	12	40	20	13	20	20
Of Trips Missed - Mechanical	0.08%	0.11%	0.12%	0.09%	0.05%	0.09%	0.12%	0.10%	0.05%	0.16%	0.09%	0.05%	0.09%	0.09%
On Time Performance %	16	24	7	16	4	15	10	19	8	18	9	10	18	18
MAINTENANCE	91%	91%	90%	90%	93%	96%	95%	92%	93%	95%	93%	94%	96%	96%
A/C Operative - Avg. %	99%	100%	100%	100%	100%	100%	100%	100%	100%	100%	100%	100%	100%	100%
Lifts Operative - Ave %	99%	99%	100%	100%	100%	100%	100%	100%	100%	100%	100%	100%	100%	100%
PM Complete on Schedule	100%	100%	100%	100%	100%	100%	100%	100%	100%	100%	100%	100%	100%	100%
Total Road Calls	17	23	12	17	14	13	11	15	10	7	9	16	16	16
Road Calls for Mechanical	12	19	10	13	12	9	6	12	8	6	8	10	10	10
<b>Road Calls for Other</b>	<b>5</b>	<b>4</b>	<b>2</b>	<b>4</b>	<b>2</b>	<b>4</b>	<b>5</b>	<b>3</b>	<b>2</b>	<b>1</b>	<b>1</b>	<b>6</b>	<b>6</b>	<b>6</b>

Miles Between Mechanical Road Calls

Bus Numbers	2009 July	2009 August	2009 September	2009 October	2009 November	2009 December	2010 January	2010 February	2010 March	2010 April	2010 May	2010 June	2010 July	FY10 FISCAL YTD
100 - 199	11,821	10,725	11,794	12,515	10,438	10,307	11,009	8,692	11,404	12,386	11,593	11,548	12,695	
200 - 299	37,872	13,300	37,266	12,499	36,215	37,499	37,599	30,109	37,475	33,824	34,594	15,393	33,124	
300 - 399	12,327	35,328	21,976	45,475	36,422	14,228	40,673	13,013	45,850	40,487	38,003	35,151	10,970	
400 - 499	34,380	30,344	11,603	31,240	14,296	29,763	15,639	32,087	34,365	32,424	29,208	14,098	26,066	
500 - 519	56,294	9,933	57,760	18,995	54,431	62,963	48,908	27,745	30,387	56,858	11,363	48,164	14,551	
900 - 939	19,553	18,001	19,955	18,170	16,523	10,803	16,230	17,182	23,789	70,771	77,837	42,305	31,019	
2000 - 2099	10,024	6,578	19,390	23,132	6,993	17,853	23,819	14,145	18,340	16,500	15,195	8,374	17,779	
9600 - 9629	3,692	11,311	8,768	12,337	14,513	8,745	15,539	12,081	16,680	5,207	11,721	14,048	11,198	
9800 - 9809	21,728	13,570	27,247	21,817	21,090	30,085	43,412	21,459	37,032	45,611	32,951	26,925	23,947	
Fleet Avg.	4,288	4,330	4,108	4,358	4,345	4,395	4,788	3,908	4,489	4,381	4,381	4,212	4,343	
Maintenance Pay Hours	26	25	25	24	26	27	27	27	26	26	26	26	26	
No. Maint. Employees	10	10	9	8	10	10	10	10	9	10	10	10	11	
Maint. Emps/100K Miles	1	2	4	5	3	1	2	3	3	1	6	3	1	
Unscheduled Absences	1	2	4	5	3	1	2	3	3	1	6	3	1	
<i>Bus add - 12/09</i>														
<i>Series #'s Out of Service - Mar/10</i>														

**JULY 2010 PRODUCTIVITY**  
(sorted by Pass / Rev Hr - decending order)



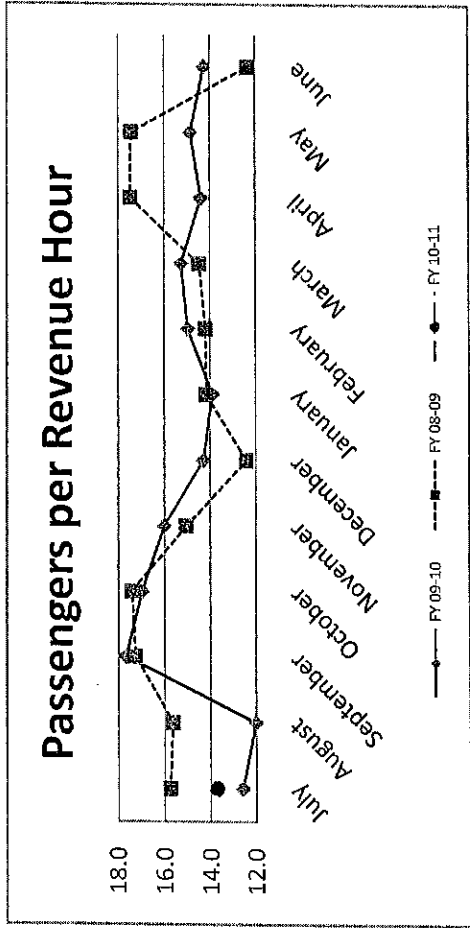
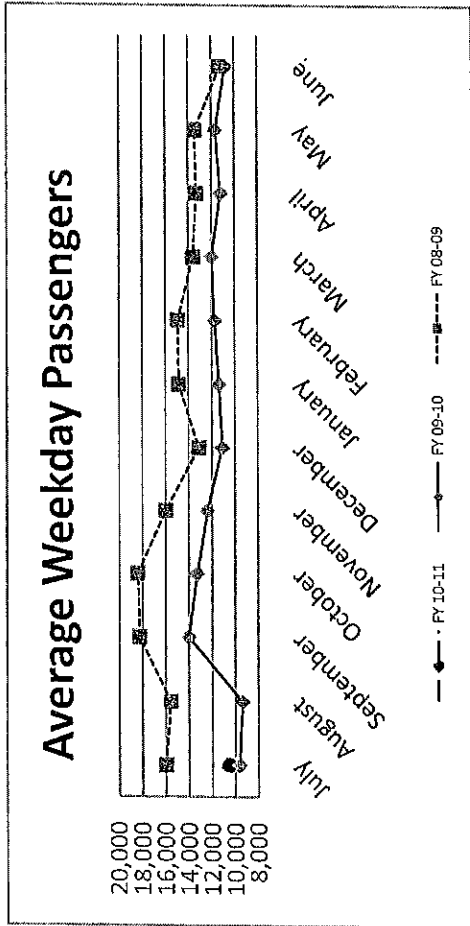
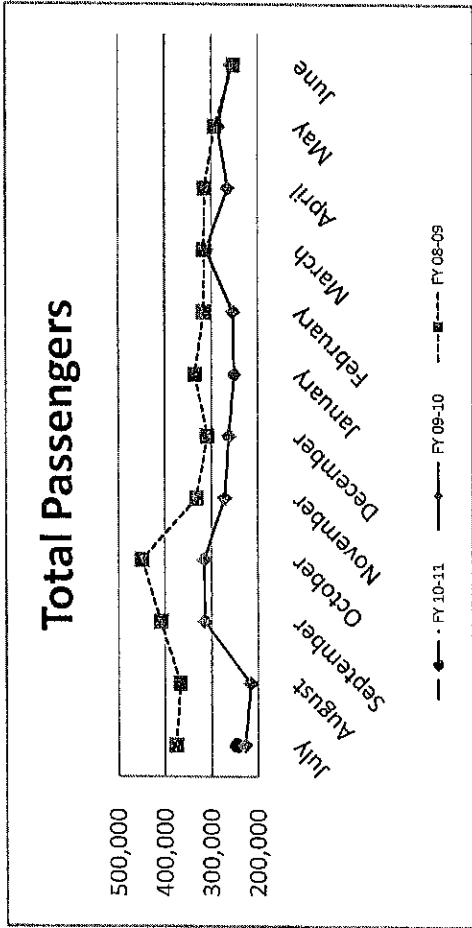
Route	Destination Information	Total	Wkday Avg	Passenger / Rev Hr
4	Walnut Creek Downtown Shuttle	26,862	1,017	29
314	Clayton Rd / Monument Blvd / Pleasant Hill	9,063	0	25
10	Concord / Clayton Rd	19,899	948	23
20	DVC / Concord	22,357	1,065	23
600's	Select Service	807	38	22
92X	Ace Shuttle Express	3,116	148	17
14	Monument Blvd	14,677	699	17
15	Treat Boulevard	10,406	496	16
11	Treat Blvd / Oak Grove	6,018	287	15
1	Rossmoor / Shadelands	8,656	412	15
316	Alhambra / Merello / Pleasant Hill	2,316	0	15
9	DVC / Walnut Creek	12,727	606	14
17	Olivera/Solano / Salvio / North Concord	5,530	263	14
21	Walnut Creek / San Ramon Transit Center	13,550	645	14
93X	Kirker Pass Express	3,681	175	14
311	Concord / Oak Grove / Treat Blvd / Walnut Creek	1,816	0	13
320	DVC / Concord	1,487	0	13
321	San Ramon / Walnut Creek	2,073	0	13
18	Amtrak / Merello / Pleasant Hill	8,477	404	13
96X	Bishop Ranch Express	8,926	425	13
16	Alhambra Ave / Monument Blvd	13,700	652	12
315	Concord / Willow Pass / Landana	682	0	11
19	Amtrak / Pacheco Blvd / Concord	3,325	158	11
98X	Martinez Express	7,521	358	11
91X	Concord Commuter Express	911	43	11
35	Dougherty Valley	7,485	356	10
95X	San Ramon / Danville Express	2,302	110	10
6	Lafayette / Moraga / Orinda	6,855	302	9
301	Rossmoor / John Muir Medical Center	734	0	9
28	North Concord / Martinez	5,946	283	9
36	San Ramon / Dublin	4,981	237	8
5	Creekside / Walnut Creek	1,526	73	7
2	Rudgear / Walnut Creek	1,405	67	7
7	Shadelands / Pleasant Hill / Walnut Creek	4,986	237	7
97X	Bishop Ranch Express	1,461	70	7
6L	Orinda / Orinda Village	139	7	7
25	Lafayette / Walnut Creek	847	40	3

NOTE: \* Data comes from Link Operators

\*\* These are seasonal routes

Monthly Productivity

Fixed route report - July  
Prepared by E.J.L 8/26/2010



MONTHLY BOARDINGS  
Operations Data Summary

AVERAGE WEEKDAY BOARDINGS TREND

Route	Destination Information	Jul-10	Aug-10	Sep-10	Oct-10	Nov-10	Dec-10	Jan-11	Feb-11	Mar-11	Apr-11	May-11	Jun-11
1	Rossmoor / Shadelands	412											
2	Rudgear / Walnut Creek	67											
4	Walnut Creek Downtown Shuttle	1,017											
5	Creekside / Walnut Creek	73											
6	Lafayette / Moraga / Orinda	302											
6L	Orinda / Orinda Village	7											
7	Shadelands / Pleasant Hill / Walnut Creek	237											
9	DVC / Walnut Creek	606											
10	Concord / Clayton Rd	948											
11	Treat Blvd / Oak Grove	287											
14	Monument Blvd	699											
15	Treat Boulevard	496											
16	Alhambra Ave / Monument Blvd	652											
17	Olivera/Solano / Salvio / North Concord	263											
18	Amtrak / Merello / Pleasant Hill	404											
19	Amtrak / Pacheco Blvd / Concord	158											
20	DVC / Concord	1,065											
21	Walnut Creek / San Ramon Transit Center	645											
25	Lafayette / Walnut Creek	40											
28	North Concord / Martinez	283											
35	Dougherty Valley	356											
36	San Ramon / Dublin	237											
91X	Concord Commuter Express	43											
92X	Ace Shuttle Express	148											
93X	Kirker Pass Express	175											
95X	San Ramon / Danville Express	110											
96X	Bishop Ranch Express	425											
97X	Bishop Ranch Express	70											
98X	Martinez Express	358											
600's	Select Service	38											
<b>TOTALS</b>		<b>10,622</b>											

NOTE: \* Data comes from Link Operators \*\* These are seasonal routes

**MONTHLY BOARDINGS**  
Operations Data Summary

**AVERAGE WEEKEND BOARDINGS TREND**

Route	Destination Information	Jul-10 5 Days	Aug-10 4 Days	Sep-10 4 Days	Oct-10 5 Days	Nov-10 4 Days	Dec-10 3 Days	Jan-11 4 Days	Feb-11 4 Days	Mar-11 4 Days	Apr-11 5 Days	May-11 4 Days	Jun-11 4 Days
<b>SATURDAY</b>													
4	Walnut Creek Downtown Shuttle	683											
6	Lafayette / Moraga / Orinda	67											
301	Rossmoor / John Muir Medical Center	90											
311	Concord / Oak Grove / Treat Blvd / WC	191											
314	Clayton Rd / Monument Blvd / PH	1,040											
315	Concord / Willow Pass / Landana	82											
316	Alhambra / Merello / Pleasant Hill	291											
320	DVC / Concord	206											
321	San Ramon / Walnut Creek	272											
<b>TOTALS</b>		<b>2,922</b>	<b>0</b>	<b>0</b>	<b>0</b>	<b>0</b>	<b>0</b>	<b>0</b>	<b>0</b>	<b>0</b>	<b>0</b>	<b>0</b>	<b>0</b>

Route	Destination Information	Jul-10 4 Days	Aug-10 5 Days	Sep-10 4 Days	Oct-10 5 Days	Nov-10 4 Days	Dec-10 4 Days	Jan-11 5 Days	Feb-11 4 Days	Mar-11 4 Days	Apr-11 4 Days	May-11 5 Days	Jun-11 4 Days
<b>SUNDAY</b>													
4	Walnut Creek Downtown Shuttle	420											
6	Lafayette / Moraga / Orinda	36											
301	Rossmoor / John Muir Medical Center	56											
311	Concord / Oak Grove / Treat Blvd / WC	172											
314	Clayton Rd / Monument Blvd / PH	772											
315	Concord / Willow Pass / Landana	54											
316	Alhambra / Merello / Pleasant Hill	172											
320	DVC / Concord	91											
321	San Ramon / Walnut Creek	143											
<b>TOTALS</b>		<b>1,917</b>	<b>0</b>	<b>0</b>	<b>0</b>	<b>0</b>	<b>0</b>	<b>0</b>	<b>0</b>	<b>0</b>	<b>0</b>	<b>0</b>	<b>0</b>

NOTE: \* Data comes from Link Operators

\*\* These are seasonal routes

Route #	Description
1	Rossmoor Shopping Center, Tice Valley Blvd, Boulevard Wy, Oakland Blvd, Trinity Ave, BART Walnut Creek, Ygnacio Valley, Montego, John Muir Medical Center, N Wiget Ln, Shadelands Office Park
2	Rudgear Rd, Stewart Ave, Trotter Wy, Dapplegray Rd, Palmer Rd, Mountain View Blvd, San Miguel Dr, N & S California Blvd, BART Walnut Creek
4	BART Walnut Creek, N California Blvd, Locust St, Mt Diablo Blvd, Broadway Plaza, S Main St, Pringle Ave
4H	Walnut Creek Extended Holiday Service (November 27 thru December 31)
5	BART Walnut Creek, Riviera Ave, Parkside Dr, N Civic Dr, N Broadway, Lincoln Ave, Mt Pisgah St, S Main St, Creekside Dr
6	BART Orinda, Moraga Wy, Moraga Rd, St Marys Rd, St Mary's College, Mt Diablo Blvd, BART Lafayette
6L	BART Orinda, Orinda Wy
7	BART Pleasant Hill, Treat Blvd, Bancroft Rd, Ygnacio Valley Rd, Shadelands Office Park, Marchbanks, BART Walnut Creek, Riviera Ave, Buena Vista, Geary Rd
8	Monument Blvd, Peach St, Virginia Ln, Robin Ln, Meadow Ln, Sunshine Dr, Detroit Ave, Walters Wy, San Miguel Rd, Galindo, Clayton Rd, Gateway Blvd, Willow Pass Rd, Sun Valley Blvd, Contra Costa Blvd
9	DVC, Contra Costa Blvd, Ellinwood Wy, JFK University, Gregory Ln, Cleaveland Rd, Boyd Rd, W Hookston Rd, Patterson Blvd, Oak Park Blvd, Coggins Dr, BART Pleasant Hill, N Main St, N California Blvd, BART Walnut Creek
10	BART Concord, Clayton Rd, Center St, Marsh Creek Rd
11	BART Concord, Port Chicago Highway, Salvio St, Mira Vista Terrace, Fry Wy, Clayton Rd, Market St, Meadow Ln, Oak Grove Rd, Treat Blvd, BART Pleasant Hill
14	BART Concord, Oak St, Laguna St, Detroit Ave, Monument Blvd, Mohr Ln, David Ave, Bancroft Rd, Treat Blvd, BART Pleasant Hill
15	BART Concord, Port Chicago Highway, Salvio St, Parkside Dr, Willow Pass Rd, Landana Dr, West St, Clayton Rd, Treat Blvd, BART Pleasant Hill, Oak Rd, N Civic Dr, Ygnacio Valley Rd, BART Walnut Creek
16	BART Concord, Oak St, Galindo St, Monument Blvd, Crescent Plaza, Cleaveland Rd, Gregory Ln, Pleasant Hill Rd, Alhambra Ave, Berrellesa St, Escobar St, Court St, Martinez Amtrak
17	BART Concord, Grant St, East St, Solano Wy, Olivera Rd, Port Chicago Highway, BART North Concord
18	BART Pleasant Hill, Oak Rd, Buskirk Ave, Crescent Plaza, Gregory Ln, Pleasant Hill Rd, Taylor Blvd, Morello Ave, Viking Dr, Contra Costa Blvd, DVC, Old Quarry Rd, Pacheco Blvd, Muir Rd, Arnold Dr, Morello, Pacheco Blvd, Martinez Amtrak
19	BART Concord, Galindo St, Concord Ave, Bisso Ln, Stanwell Dr, John Glenn Dr, Galaxy Wy, Diamond Blvd, Contra Costa Blvd, Pacheco Blvd, Martinez Amtrak
20	BART Concord, Grant St, Concord Blvd, Clayton Rd, Gateway Blvd, Willow Pass Rd, Sun Valley Blvd, Golf Club Rd, DVC
21	BART Walnut Creek, N & S California Blvd, Newell Ave, S Main St, Danville Blvd, Railroad Ave, San Ramon Valley Blvd, Danville Park & Ride, Camino Ramon, Fostoria Wy, San Ramon Transit Center
25	BART Lafayette, Mt Diablo Blvd, Highway 24, Highway 680, BART Walnut Creek
28	BART North Concord, Port Chicago Highway, Bates Ave, Commercial Cir, Pike Ln, Arnold Industrial Wy, Marsh Dr, Contra Costa Blvd, Chilpancinco Pkwy, Old Quarry Rd, DVC, Highway 680, Highway 4, Center Ave, VA Clinic, Howe Rd, Pacheco Blvd, Martinez Amtrak
35	BART Dublin, Dublin Blvd, Dougherty Rd, Bollinger Canyon Rd, E Branch Pkwy, Windemere Pkwy, Sunset Dr, Bishop Dr, Executive Pkwy, San Ramon Transit Center
36	BART Dublin, Dublin Blvd, Village Pkwy, Alcosta Blvd, Firecrest Ln, San Ramon Valley Blvd, Tareyton Ave, Bollinger Canyon Rd, Crow Canyon Rd, Executive Pkwy, San Ramon Transit Center
91X	BART Concord, Galindo St, Concord Ave, John Glenn Dr, Galaxy Wy, Chevron, Diamond Blvd, Willow Pass Rd, Gateway Blvd, Clayton Rd, Oak St
92X	Shadelands Office Park, Ygnacio Valley Rd, Highway 680, Danville Park & Ride, Crow Canyon Rd, Bishop Ranch 15, San Ramon Transit Center, Camino Ramon, ATT, Sunset Dr, Chevron, Ace Train Station Pleasanton
93X	BART Walnut Creek, Ygnacio Valley Rd, Shadelands Office Park, Oak Grove Rd, Kirker Pass Rode, Railroad Ave, Buchanan Rd, Somersville Rd, Fairview Dr, Delta Fair Blvd, Highway 4, Hillcrest Park & Ride
95X	BART Walnut Creek, Highway 680, Crow Canyon Pl, Fostoria Wy, Camino Ramon, San Ramon Transit Center
96X	BART Walnut Creek, Highway 680, Chevron, Bishop Ranch 1, Bishop Ranch 3, Bishop Ranch 6, San Ramon Transit Center, Bishop Ranch 15, Annabel Ln, Bishop Ranch 8, Bishop Dr, Sunset Dr
97X	BART Dublin, Highway 680, Highway 580, Chevron, Bishop Ranch 1, Bishop Ranch 3, Bishop Ranch 6, San Ramon Transit Center, Bishop Ranch 15, Annabel Ln, Bishop Ranch 8, Bishop Dr, Sunset Dr
98X	BART Walnut Creek, N Main St, Highway 680, Sun Valley Blvd, Contra Costa Blvd, Concord Ave, Diamond Blvd., Highway 680, Highway 4, Alhambra Ave, Berrellesa St, Escobar St, Court St, Martinez Amtrak
250	St Mary's College, St Marys Rd, Moraga Rd, Mt Diablo Blvd, BART Lafayette



Route #	Description
301	Rossmoor Shopping Center, Tice Valley Blvd, Boulevard Wy, Oakland Blvd, Trinity Ave, BART Walnut Creek, Ygnacio Valley, Montego, John Muir Medical Center
311	BART Concord, Port Chicago Highway, Salvio St, Mira Vista Terrace, Fry Wy, Clayton Rd, Market St, Meadow Ln, Oak Grove Rd, Treat Blvd, BART Pleasant Hill
314	Ayers Rd, Concord Blvd, Kirker Pass Rd, Clayton Rd, BART Concord, Oak St, Laguna St, Detroit Ave, Monument Blvd, Mohr Ln, David Ave, Crescent Plaza, Cleaveland Rd, Gregory Ln, Contra Costa Blvd, DVC
315	BART Concord, Port Chicago Highway, Salvio St, Parkside Dr, Willow Pass Rd, Landana Dr, West St, Clayton Rd
316	BART Pleasant Hill, Oak Rd, Buskirk Ave, Crescent Plaza, Gregory Ln, Contra Costa Blvd, Golf Club Rd, DVC, Old Quarry Rd, Pacheco Blvd, Muir Rd, Arnold Dr, Pacheco Blvd, Morrelo Ave, Martinez Amtrak, Berrellesa St, Alhambra Ave
320	BART Concord, Grant St, Concord Blvd, Clayton Rd, Gateway Blvd, Willow Pass Rd, Diamond Blvd, Concord Ave, Chilpancingo Pkwy, Old Quarry Rd, DVC
321	BART Walnut Creek, N & S California Blvd, Newell Ave, S Main St, Danville Blvd, Railroad Ave, San Ramon Valley Blvd, Camino Ramon, Fostoria Wy, San Ramon Transit Center- Shops at BR.
601	N Civic Dr, Parkside Dr, Riveria Ave, BART Walnut Creek, Trinity Ave, Oakland Blvd, Boulevard Wy, Tice Valley Blvd, Meadow Rd, Castle Hill Rd, Danville Blvd, Hillgrade Ave., Crest Ave, Rossmoor Shopping Center
602	Walnut Blvd, Oro Valley Cir, Mountain View Blvd, Rudgear Rd, Stewart Ave, Trotter Wy, Dapplegray Rd, Palmer Rd, Mountain View Blvd, San Miguel Dr, N & S California Blvd, BART Walnut Creek
603	Camino Pablo, Moraga Rd, St Marys Rd, St Mary's College, Mt Diablo Blvd, BART Lafayette
605	N Civic Dr, N Broadway, Lincoln Ave, Mt Pisgah St, Newell Ave, Lilac Dr, S Main St, Creekside Dr
606	BART Orinda, Orinda Wy, Miner Rd, Honey Hill Rd, Via Las Cruces, Saint Stephens Dr, Orinda Woods Dr, Moraga Wy, Ivy Dr, Moraga Rd, St Marys Rd, St Mary's College, Mt Diablo Blvd, BART Lafayette
607	BART Pleasant Hill, Treat Blvd, Bancroft Rd, Ygnacio Valley Rd, Oak Grove Rd, Walnut Ave
608	VA Clinic, Center Ave, Pacheco Blvd, Contra Costa Blvd, Chilpancingo Pkwy, Old Quarry Rd, DVC
609	BART Walnut Creek, Ygnacio Valley Rd, Marchbanks Dr, Walnut Ave
610	BART Concord, Clayton Rd, Ayers Rd, Concord Blvd, Kirkwood Dr, Oakhurst Dr, Center St, Marsh Creek Rd, Mountaire Pkwy, Mountaire Cir
611	BART Concord, Port Chicago Highway, Salvio St, Mira Vista Terrace, Fry Wy, Clayton Rd, Market St, Meadow Ln, Oak Grove Rd, Treat Blvd, Bancroft Rd, Minert Rd
612	BART Concord, Clayton Rd, Ayers Rd, Concord Blvd, Kirker Pass Rd, Washington Blvd, Pennsylvania Blvd, Pine Hollow Rd, El Camino Dr, Michigan Blvd
613	Minert Rd, Oak Grove Rd, Monument Blvd, Detroit Ave, Laguna St, Oak St, BART Concord
614	BART Concord, Clayton Rd, Michigan Blvd, Pennsylvania Blvd, Pine Hollow Rd, El Camino Dr
615	Concord Blvd, Landana Dr., Willow Pass Rd., Parkside Dr., Salvio St., East St., clayton Rd., Oakland Ave., Mount Diablo St., BART Concord
616	Treat Blvd, Bancroft Rd, Minert Rd, Oak Grove Rd, Monument Blvd, San Miguel Rd, Galindo St, Oak St, BART Concord
619	Minert Rd, Oak Grove Rd, Monument Blvd, Mohr Ln, David Ave, Bancroft Rd, Treat Blvd, BART Pleasant Hill
622	Pine Valley Rd, Broadmoor Dr, Montevideo Dr, Alcosta Blvd, Crow Canyon Rd, Tassajara Ranch Rd, Camino Tassajara
623	Danville Blvd, Stone Valley Rd, Green Valley Rd, Diablo Rd, Hartz Ave, San Ramon Valley Blvd, Sycamore Valley Rd, Camino Tassajara, Tassajara Ranch Rd, Crow Canyon Rd, Anabel Ln
625	Rossmoor Shopping Center, Tice Valley Blvd, Olympic Blvd, Pleasant Hill Rd, Acalanes Ave, Stanley Blvd, Mt Diablo Blvd, BART Lafayette, Happy Valley Rd, Upper Happy Valley Rd, El Nido Ranch Rd, Hidden Valley Rd, Acalanes Rd
626	St Mary's College, St Marys Rd, Rohrer Dr, Moraga Rd, Mt Diablo Blvd, BART Lafayette, Happy Valley Rd, Upper Happy Valley Rd, El Nido Ranch Rd, Hidden Valley Rd, Acalanes Rd
627	BART North Concord, Port Chicago Highway, Bates Ave, Mason Cir
635	Bollinger Canyon Rd, Dougherty Rd, Crow Canyon Rd, Tassajara Ranch Rd, Camino Tassajara, Lusitano St, Charbray St
636	San Ramon Transit Center, Executive Pkwy, Crow Canyon Rd, Bollinger Canyon Rd, San Ramon Valley Blvd, Broadmoor Dr, Alcosta Blvd, Fircrest Ln, Village Pkwy, Dublin Blvd, BART Dublin

# The County Connection

## Inter Office Memo

**To:** Board of Directors  
**From:** Bill Churchill, Director of Transportation

**Date:** July 27 2010  
**Reviewed By:**

**SUBJECT:** LINK Monthly Operating Report – June 2010

<b>SUMMARY OF ISSUES:</b>	Presented for your review is the monthly operating report for LINK for June 2010
<b>RECOMMENDATIONS:</b>	Information only
<b>FINANCIAL IMPLICATIONS:</b>	N/A
<b>OPTIONS:</b>	Information only
<b>ACTION REQUESTED:</b>	Information only
<b>ATTACHMENTS:</b>	<i>CCCTA LINK Monthly Operating Summary, June, 2010</i>

### ADDITIONAL INFORMATION:

Total annual ridership fell 2.9% in the FY 2010 as compared to FY 2009. For the month of June ridership was essentially flat when compared to June of last year with a measurable drop of three tenths of a percent. Annual client ridership also remains flat with a drop of five tenths of a percent in ridership for FY 2010 from FY 2009.

Although road calls have increased this year over last as well as wheel chair boarding's, the contractor was able to improve schedule adherence from 95% in FY 2009 to 96% in FY 2010

Total no shows are down 8.8% when comparing FY 2010 to FY 2009 and client cancellations are down over 29%.

CCCTA LINK  
MONTHLY OPERATING SUMMARY  
JUNE FY09-10

SUMMARY	JUNE FY08/09	JUNE FY09/10	YTD FY08/09	YTD FY09/10
TOTAL CLIENTS	13,116	13,129	156,752	155,932
TOTAL ATTENDANTS	1,478	1,438	19,447	14,457
TOTAL COMPANIONS	88	78	1,319	1,928
TOTAL PASSENGERS	14,682	14,645	177,518	172,317
TOTAL SERVICE DAYS	30	30	360	360
VEHICLE REVENUE HOURS	7188.7	7179.0	86614.1	84150.9
VEHICLE SERVICE HOURS	8844.5	8587.3	105436.4	101537.1
VEHICLE NON REV HOURS	1655.8	23981.0	18822.6	62531.7
VEHICLE SERVICE MILES	136805.0	139471.0	1700639.0	1646438.0
VEHICLE REVENUE MILES	104995.0	115490.0	1394696.0	1359674.0
VEHICLE NON REV MILES	25584.0	23981.0	269758.0	286764.0
PASS. PER REVENUE HOUR	2.04	2.04	2.05	2.05
CLIENT PER REVENUE HOUR	1.82	1.83	1.81	1.85
PASS. PER SERVICE HOUR	1.66	1.71	1.68	1.70
PASS. PER SERVICE MILE	0.11	0.11	0.10	0.10
PASS. PER REVENUE MILE	0.14	0.13	0.13	0.13
TOTAL TRANSFER TRIPS	1,283	1,143	15,499	24,506
SAME DAY TRIPS	135	229	1,144	1,650
*SUBSCRIPTION TRIPS	N/A	8,705	N/A	69,598
*DEMAND	N/A	4,300	N/A	32,348
FAREBOX REVENUE	\$17,340.50	\$14,256.00	\$202,104.28	\$186,954.63
PREPAID CLIENTS	\$21,689.00	\$22,961.50	\$218,107.10	\$276,362.28
COLLECTED BILLING	\$19,941.00	\$16,484.00	\$122,964.50	\$129,234.00
TOTAL REVENUE COLLECTED	\$58,970.50	\$53,701.50	\$543,175.88	\$592,550.91
CHARGEABLE ACCIDENTS	1	1	13	11
SERVICE COMPLAINTS	1	0	12	7
SERVICE COMMENDATIONS	2	0	26	14
SERVICE DENIALS	0	0	0	0
ROAD CALLS	1	3	27	36
DRIVER TURNOVER	0.0	0.0	12.0	13.3
SCHEDULE ADHERENCE	96%	94%	95%	96%
WHEELCHAIR BOARDINGS W/C LIFT AVAILABILITY	3,532 100%	3,739 100%	42,712 100%	44,554 100%
REGISTERED CLIENTS	8,661	8,816	N/A	N/A
UNDUPLICATED CLIENTS	1,144	1,124	N/A	N/A
NO-SHOWS	59	88	647	590
CANCELS	2,058	2,068	33,443	23,694
AVG. TRIP LENGTH (MILES)	9.3	9.5	9.6	9.6
AVG. SM BUSES IN SERVICE	5	5	5	5
AVG. BUSES IN SERVICE	48	48	48	48
TOTAL FUEL/GALLONS	18,592	18,251	226,909	227,692
FLEET M.P.G.	7.4	7.6	7.5	7.2
*DRIVER ROAD CHECK	N/A	124	N/A	853
*RIDER SURVEY'S	N/A	5	N/A	44
*STARTED REPORTING 12-01-09				
QUARTERLY STATS (3RD)				
AMB LIFT BOARDINGS	5,560	8,437	17,693	33,362