



Inter Office Memo

Agenda Item 7.a

TO: O&S Committee

DATE: September 22, 2010

FROM: Anne Muzzini *AM*  
Director of Planning & Marketing

SUBJ: Fixed Route Reports

Fixed Route Operating Statistical Reports for August 2010

1. Monthly Boarding's Data

The following represent the numbers that are most important to staff in evaluating the performance of the fixed route system.

<u>Title</u>	FY 2011		<u>Annual Goal</u>
	<u>Current Month</u>	<u>YTD Avg</u>	
Total Passengers	260,346		
Average Weekday	10,763	10,692	
Pass/Rev Hour	14.7	14.5	FY11 Goal > 17.0
Missed Trips	0.06%	0.08%	FY11 Goal < 0.25%
Miles between Road Calls	32,860	27,908	FY11 Goal > 18,000

\* Based on Standards from updated S RTP

Analysis

Average weekday ridership in August (10,763 passengers) is slightly higher than the July ridership of 10,662 per average weekday. See the attached table showing weekday boardings trend. Productivity in August was equal to 14.7 passengers per hour as compared to July's figure of 14.3 passengers per hour. The most productive routes remain the #20, #4, #10, and the 600 series of school tripper routes. A table showing the ranking of route by productivity is attached.

The percentage of missed trips was down in August to 0.06% from the prior month of 0.09% in July, but well within the goal set by the Board (0.25%). The YTD average is 0.08% missed trips.

The number of miles between roadcalls was equal to 32,860 miles which is higher than prior month and the year to date average of 27,908 miles between roadcalls.

**MONTHLY BOARDINGS  
Operations Data Summary**

Fixed Route Boardings		Passengers by Revenue Hrs/Miles		Service Days		Fiscal YTD Comparison Passenger Boardings	
August 2010 - Fixed Route Boardings	258,651	Revenue Hours - August10	17,611	Weekdays - August10	22	Fiscal 2011 YTD	507,661
Pavilion	1,695	August09	17,178	August09	21		
Bus Bridge	0	Revenue Miles - August10	196,810	Saturdays - August10	4	Fiscal 2010 YTD	444,507
Special	0	August09	174,450	August09	5		
				Sundays - August10	5		
				August09	5		
<b>August 2010 Total Boardings</b>	<b>260,346</b>	<b>Passengers per Mile</b>	<b>0.96</b>	<b>Total Days - 2010</b>	<b>31</b>	<b>YTD Trend</b>	<b>85.8%</b>
<b>August 2009 Total Boardings</b>	<b>216,712</b>	<b>Passengers per Hour</b>	<b>14.83</b>	<b>2009</b>	<b>31</b>	<b>Monthly Trend</b>	<b>79.9%</b>

August 2010 Fixed Route Passenger Total						August 2010	August 2010
Route	Destination Information	Weekday	Saturday	Sunday	Total	Weekday Average	Passengers per Revenue Hour
1	Rossmoor / Shadelands	8,285			8,285	377	14.6
2	Rudgear / Walnut Creek	1,457			1,457	66	7.6
4	Walnut Creek Downtown Shuttle	20,780	2,441	2,345	25,565	945	27.1
5	Creekside / Walnut Creek	1,548			1,548	70	5.5
6	Lafayette / Moraga / Orinda	7,484	353	303	8,141	340	12.4
6L	Orinda / Orinda Village	45			45	2	2.2
7	Shadelands / Pleasant Hill / Walnut Creek	5,090			5,090	231	7.2
9	DVC / Walnut Creek	12,549			12,549	570	13.8
10	Concord / Clayton Rd	20,832			20,832	947	24.4
11	Treat Blvd / Oak Grove	6,554			6,554	298	16.7
14	Monument Blvd	14,591			14,591	663	16.8
15	Treat Boulevard	10,202			10,202	464	16.1
16	Alhambra Ave / Monument Blvd	14,574			14,574	662	12.5
17	Olivera/Solano / Salvio / North Concord	6,007			6,007	273	14.5
18	Amtrak / Merello / Pleasant Hill	9,086			9,086	413	13.9
19	Amtrak / Pacheco Blvd / Concord	3,085			3,085	140	10.2
20	DVC / Concord	23,164			23,164	1,053	23.3
21	Walnut Creek / San Ramon Transit Center	14,130			14,130	642	14.1
25	Lafayette / Walnut Creek	805			805	37	3.2
28	North Concord / Martinez	6,219			6,219	283	9.4
35	Dougherty Valley	7,059			7,059	321	9.9
36	San Ramon / Dublin	5,415			5,415	246	9.2
91X	Concord Commuter Express	1,035			1,035	47	12.5
92X	Ace Shuttle Express	3,471			3,471	158	19.0
93X	Kirker Pass Express	3,832			3,832	174	14.1
95X	San Ramon / Danville Express	2,496			2,496	113	11.3
96X	Bishop Ranch Express	8,687			8,687	395	12.6
97X	Bishop Ranch Express	1,726			1,726	78	8.0
98X	Martinez Express	7,793			7,793	354	11.1
250 *	Gael Rail Service	13	31	52	96	7	5.4
301	Rossmoor / John Muir Medical Center		313	339	652	0	8.2
311	Concord / Oak Grove / Treat Blvd / WC		825	797	1,622	0	11.9
314	Clayton Rd / Monument Blvd / PH		4,082	3,714	7,796	0	21.2
315	Concord / Willow Pass / Landana		298	272	569	0	9.4
316	Alhambra / Merello / Pleasant Hill		1,156	959	2,114	0	13.5
320	DVC / Concord		937	668	1,605	0	14.2
321	San Ramon / Walnut Creek		1,076	909	1,986	0	12.6
600's	Select Service	8,764			8,764	398	24.6
<b>TOTALS</b>		<b>236,781</b>	<b>11,512</b>	<b>10,358</b>	<b>258,651</b>	<b>10,763</b>	<b>14.7</b>

\* Data reported by Link

**TRANSPORTATION and MAINTENANCE  
Operations Data Summary**

IV. Staff Reports

TRANSPORTATION	2009	2009	2009	2009	2009	2010	2010	2010	2010	2010	2010	2010	2010	2010	2010	2010	2010	2010	FY10
	August	September	October	November	December	January	February	March	April	May	June	July	August	September	October	November	December	2010	FISCAL YTD
Number of Buses	131	131	131	131	131	131	131	131	131	131	131	131	131	131	131	131	131	131	131
Totals Hub Miles	257,833	272,474	283,616	253,077	270,769	260,473	257,503	296,254	273,663	263,604	269,248	239,465	262,880	502,345					
Work Days	31	29	31	29	30	30	28	31	30	30	30	30	31	61					
Revenue Hours	17,698	17,806	18,646	16,903	18,369	18,023	16,967	19,739	18,386	17,969	17,987	17,233	17,560	34,793					
Operator Pay Hours	30,598	30,423	31,546	30,191	40,098	30,930	27,886	31,854	31,135	31,854	30,591	30,549	30,929	61,478					
Number of Operators	172	171	170	168	167	167	167	167	169	168	168	166	166	166					
FT Extra Board	27	41	62	20	21	17	45	68	31	63	42	31	29	60					
Unscheduled Absences	367	299	332	331	336	282	240	282	366	281	221	319	352	671					
Worker Comp.	138	87	120	117	97	109	94	126	152	141	125	119	132	251					
Sick leave	229	212	212	214	239	173	146	156	214	140	96	200	220	420					
Collision Accidents	5	6	5	9	2	3	5	4	5	4	8	2	6	8					
Passenger Accidents	8	5	13	9	3	15	4	7	16	9	12	8	10	18					
Total Chargeable Collisions	0	3	3	4	1	1	2	1	0	3	4	0	1	1					
Chargeable/100K Miles	0.00	1.10	1.05	1.58	0.36	0.38	0.77	0.33	0.00	1.13	1.48	0.00	0.38	0.19					
Number of Trips Scheduled	24,042	23,777	24,534	22,502	24,064	22,904	22,420	25,514	24,519	22,964	23,648	22,317	23,711	46,028					
Number of Trips Missed	27	28	23	11	21	28	23	12	40	20	13	20	15	35					
Of Trips Scheduled - % Missed	0.11%	0.12%	0.09%	0.05%	0.09%	0.12%	0.10%	0.05%	0.16%	0.09%	0.05%	0.09%	0.06%	0.08%					
Of Trips Missed - Mechanical	24	7	16	4	15	10	19	8	18	9	10	18	7	25					
On Time Performance %	91%	90%	90%	93%	96%	95%	92%	93%	95%	93%	94%	96%	93%	94%					
<b>MAINTENANCE</b>																			
A/C Operative - Avg. %	100%	100%	100%	100%	100%	100%	100%	100%	100%	100%	100%	100%	100%	100%					
Lifts Operative - Ave %	99%	100%	100%	100%	100%	100%	100%	100%	100%	100%	100%	100%	100%	100%					
PM Complete on Schedule	100%	100%	100%	100%	100%	100%	100%	100%	100%	100%	100%	100%	100%	100%					
Total Road Calls	23	12	17	14	13	11	15	10	7	9	16	16	14	30					
Road Calls for Mechanical	19	10	13	12	9	6	12	8	6	8	10	10	8	18					
Road Calls for Other	4	2	4	2	4	5	3	2	1	1	6	6	6	12					
<b>Miles Between Mechanical Road Calls</b>																			
<b>Bus Numbers</b>																			
100 - 199	10,725	11,794	12,515	10,438	10,307	11,009	8,692	11,404	12,386	11,593	11,548	12,695	12,687						
200 - 299	13,300	37,266	12,499	36,215	37,499	37,599	30,109	37,475	33,824	34,594	15,393	33,124	33,144						
300 - 399	35,328	21,976	45,475	36,422	14,228	40,673	13,013	45,850	40,487	38,003	35,151	10,970	39,070						
400 - 499	30,344	11,603	31,240	14,296	29,763	15,639	32,087	34,365	32,424	29,208	14,098	26,066	28,085						
500 - 519	9,933	57,760	18,995	54,431	62,963	48,908	27,745	30,387	56,858	11,363	48,164	14,551	24,755						
900 - 939					3,639	11,806	17,182	23,789	70,771	77,837	42,305	31,019	73,059						
2000 - 2099	18,001	19,955	18,170	16,523	10,803	16,230	14,315	18,340	16,500	15,195	8,374	17,779	7,719						
9600 - 9629	6,578	19,390	23,132	6,993	17,855	23,819	14,145												
9800 - 9809	11,311	8,768	12,337	14,513	8,745	15,539	12,081	16,680	5,207	11,721	14,048	11,198	11,888						
Fleet Avg.	13,570	27,247	21,817	21,090	30,085	43,412	21,459	37,032	45,611	32,951	26,925	23,947	32,860	27,908					
Maintenance Pay Hours	4,330	4,108	4,358	4,345	4,395	4,788	3,908	4,489	4,381	4,381	4,212	4,343	4,614	8,957					
No. Maint Employees	25	25	24	26	27	27	27	26	26	26	26	26	26	26					
Maint. Empls/100K Miles	10	9	8	10	10	10	10	9	10	10	10	11	10	5					
Unscheduled Absences	2	4	5	3	1	2	3	3	1	6	3	1	1	1					
Bus add - 12/09																			Series #5 Out of Service - Mar10

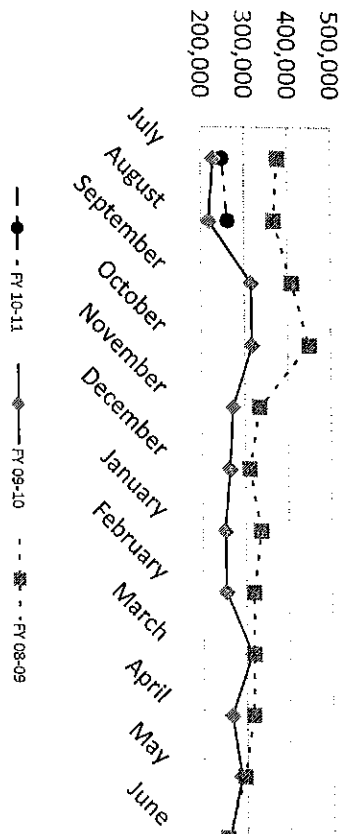
**MONTHLY BOARDINGS**  
**Operations Data Summary**  
**AUGUST 2010 PRODUCTIVITY**  
*(sorted by Pass / Rev Hr - decending order)*

Route	Destination Information	Total	Wkday Avg	Passenger / Rev Hr
4	Walnut Creek Downtown Shuttle	25,565	945	27
600's	Select Service	8,764	398	25
10	Concord / Clayton Rd	20,832	947	24
20	DVC / Concord	23,164	1,053	23
314	Clayton Rd / Monument Blvd / Pleasant Hill	7,796	0	21
92X	Ace Shuttle Express	3,471	158	19
14	Monument Blvd	14,591	663	17
11	Treat Blvd / Oak Grove	6,554	298	17
15	Treat Boulevard	10,202	464	16
1	Rossmoor / Shadelands	8,285	377	15
17	Olivera/Solano / Salvio / North Concord	6,007	273	14
320	DVC / Concord	1,605	0	14
21	Walnut Creek / San Ramon Transit Center	14,130	642	14
93X	Kirker Pass Express	3,832	174	14
18	Amtrak / Merello / Pleasant Hill	9,086	413	14
9	DVC / Walnut Creek	12,549	570	14
316	Alhambra / Merello / Pleasant Hill	2,114	0	14
96X	Bishop Ranch Express	8,687	395	13
321	San Ramon / Walnut Creek	1,986	0	13
91X	Concord Commuter Express	1,035	47	12
16	Alhambra Ave / Monument Blvd	14,574	662	12
6	Lafayette / Moraga / Orinda	8,141	340	12
311	Concord / Oak Grove / Treat Blvd / Walnut Creek	1,622	0	12
95X	San Ramon / Danville Express	2,496	113	11
98X	Martinez Express	7,793	354	11
19	Amtrak / Pacheco Blvd / Concord	3,085	140	10
35	Dougherty Valley	7,059	321	10
315	Concord / Willow Pass / Landana	569	0	9
28	North Concord / Martinez	6,219	283	9
36	San Ramon / Dublin	5,415	246	9
301	Rossmoor / John Muir Medical Center	652	0	8
97X	Bishop Ranch Express	1,726	78	8
2	Rudgear / Walnut Creek	1,457	66	8
7	Shadelands / Pleasant Hill / Walnut Creek	5,090	231	7
5	Creekside / Walnut Creek	1,548	70	5
250 *	Gael Rail Service	96	7	5
25	Lafayette / Walnut Creek	805	37	3
6L	Orinda / Orinda Village	45	2	2

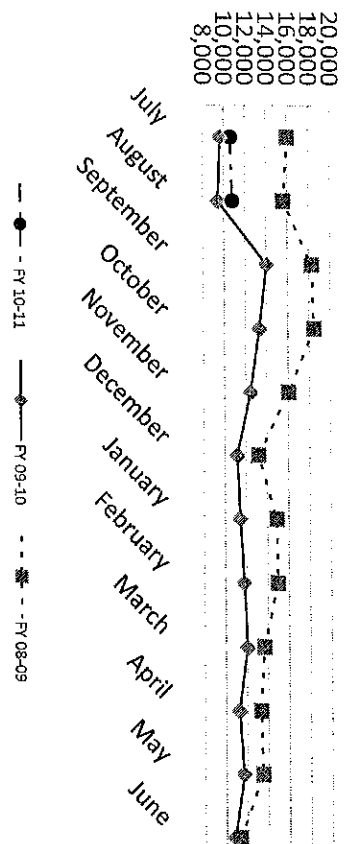
NOTE: \* Data comes from Link Operators

\*\* These are seasonal routes

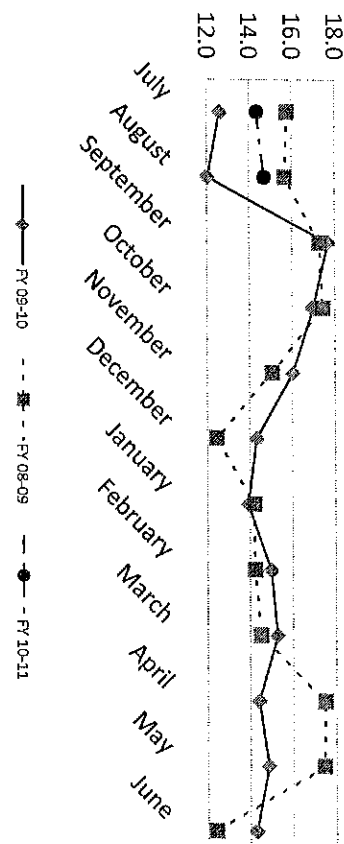
### Total Passengers



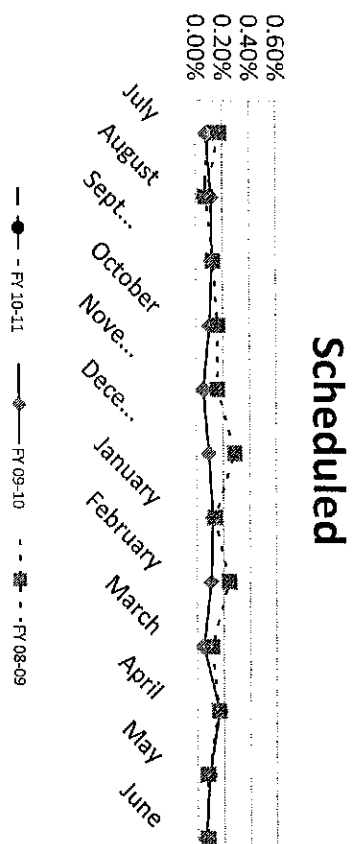
### Average Weekday Passengers



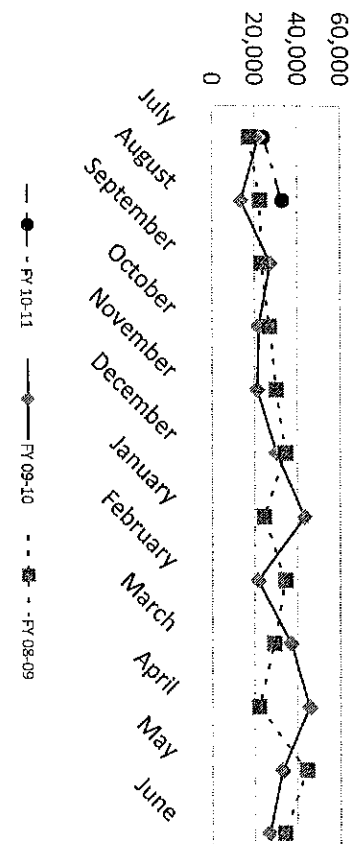
### Passengers per Revenue Hour



### Missed Trips - % of Trips



### Miles Between Roadcalls



### Scheduled

MONTHLY BOARDINGS  
Operations Data Summary

AVERAGE WEEKDAY BOARDINGS TREND

Route	Destination Information	Jul-10	Aug-10	Sep-10	Oct-10	Nov-10	Dec-10	Jan-11	Feb-11	Mar-11	Apr-11	May-11	Jun-11
1	Rossmore / Shadelands	412	377										
2	Rudgear / Walnut Creek	67	66										
4	Walnut Creek Downtown Shuttle	1,017	945										
4H**	Walnut Creek Extended Holiday Shuttle		0										
5	Creekside / Walnut Creek	73	70										
6	Lafayette / Moraga / Orinda	302	340										
6L	Orinda / Orinda Village	7	2										
7	Shadelands / Pleasant Hill / Walnut Creek	237	231										
9	DVC / Walnut Creek	606	570										
10	Concord / Clayton Rd	948	947										
11	Treat Blvd / Oak Grove	287	298										
14	Monument Blvd	699	663										
15	Treat Boulevard	496	464										
16	Alhambra Ave / Monument Blvd	652	662										
17	Olivera/Solano / Salvia / North Concord	263	273										
18	Amtrak / Merello / Pleasant Hill	404	413										
19	Amtrak / Pacheco Blvd / Concord	158	140										
20	DVC / Concord	1,065	1,053										
21	Walnut Creek / San Ramon Transit Center	645	642										
25	Lafayette / Walnut Creek	40	37										
28	North Concord / Martinez	283	283										
35	Dougherty Valley	356	321										
36	San Ramon / Dublin	237	246										
91X	Concord Commuter Express	43	47										
92X	Ace Shuttle Express	148	158										
93X	Kirtler Pass Express	175	174										
95X	San Ramon / Danville Express	110	113										
96X	Bishop Ranch Express	425	395										
97X	Bishop Ranch Express	70	78										
98X	Martinez Express	358	354										
250 *	St Mary's College Gael Rail Shuttle		7										
600's	Select Service	38	398										
<b>TOTALS</b>		<b>10,622</b>	<b>10,763</b>										

NOTE: \* Data comes from Link Operators \*\* These are seasonal routes

Avg Wkdy Trend

**MONTHLY BOARDINGS**  
Operations Data Summary

**AVERAGE WEEKEND BOARDINGS TREND**

Route	Destination Information	Jul-10		Aug-10		Sep-10		Oct-10		Nov-10		Dec-10		Jan-11		Feb-11		Mar-11		Apr-11		May-11		Jun-11	
		5 Days	4 Days	4 Days	5 Days	4 Days	5 Days	4 Days	5 Days	4 Days	5 Days	4 Days	5 Days	4 Days	5 Days	4 Days	5 Days	4 Days	5 Days	4 Days	5 Days	4 Days	5 Days	4 Days	5 Days
<b>SATURDAY</b>																									
4	Walnut Creek Downtown Shuttle	683	610																						
4H **	Walnut Creek Extended Holiday Shuttle	0	0																						
6	Lafayette / Moraga / Orinda	67	88																						
250 *	St Mary's College Gael Rail Shuttle	0	8																						
301	Rossmoor / John Muir Medical Center	90	78																						
311	Concord / Oak Grove / Treat Blvd / WC	191	206																						
314	Clayton Rd / Monument Blvd / PH	1,040	1,021																						
315	Concord / Willow Pass / Landana	82	74																						
316	Alhambra / Merello / Pleasant Hill	291	289																						
320	DVC / Concord	206	234																						
321	San Ramon / Walnut Creek	272	269																						
<b>TOTALS</b>		<b>2,922</b>	<b>2,878</b>	<b>0</b>	<b>0</b>	<b>0</b>	<b>0</b>	<b>0</b>	<b>0</b>	<b>0</b>	<b>0</b>	<b>0</b>	<b>0</b>	<b>0</b>	<b>0</b>	<b>0</b>	<b>0</b>	<b>0</b>	<b>0</b>	<b>0</b>	<b>0</b>	<b>0</b>	<b>0</b>	<b>0</b>	
<b>SUNDAY</b>																									
4	Walnut Creek Downtown Shuttle	420	469																						
4H **	Walnut Creek Extended Holiday Shuttle	0	0																						
6	Lafayette / Moraga / Orinda	36	61																						
250 *	St Mary's College Gael Rail Shuttle	0	10																						
301	Rossmoor / John Muir Medical Center	56	68																						
311	Concord / Oak Grove / Treat Blvd / WC	172	159																						
314	Clayton Rd / Monument Blvd / PH	772	743																						
315	Concord / Willow Pass / Landana	54	54																						
316	Alhambra / Merello / Pleasant Hill	172	192																						
320	DVC / Concord	91	134																						
321	San Ramon / Walnut Creek	143	182																						
<b>TOTALS</b>		<b>1,917</b>	<b>2,072</b>	<b>0</b>	<b>0</b>	<b>0</b>	<b>0</b>	<b>0</b>	<b>0</b>	<b>0</b>	<b>0</b>	<b>0</b>	<b>0</b>	<b>0</b>	<b>0</b>	<b>0</b>	<b>0</b>	<b>0</b>	<b>0</b>	<b>0</b>	<b>0</b>	<b>0</b>	<b>0</b>	<b>0</b>	

NOTE: \* Data comes from Link Operators      \*\* These are seasonal routes

Avg Sat-Sun Trend

**MONTHLY BOARDINGS**  
Operations Data Summary

Route #	Description
1	Rossmoor Shopping Center, Tice Valley Blvd, Boulevard Wy, Oakland Blvd, Trinity Ave, BART Walnut Creek, Ygnacio Valley, Montego, John Muir Medical Center, N Wiget Ln, Shadelands Office Park
2	Rudgear Rd, Stewart Ave, Trotter Wy, Dapplegray Rd, Palmer Rd, Mountain View Blvd, San Miguel Dr, N & S California Blvd, BART Walnut Creek
4	BART Walnut Creek, N California Blvd, Locust St, Mt Diablo Blvd, Broadway Plaza, S Main St, Pringle Ave
4H	Walnut Creek Extended Holiday Service (November 27 thru December 31)
5	BART Walnut Creek, Riviera Ave, Parkside Dr, N Civic Dr, N Broadway, Lincoln Ave, Mt Pisgah St, S Main St, Creekside Dr
6	BART Orinda, Moraga Wy, Moraga Rd, St Marys Rd, St Mary's College, Mt Diablo Blvd, BART Lafayette
6L	BART Orinda, Orinda Wy
7	BART Pleasant Hill, Treat Blvd, Bancroft Rd, Ygnacio Valley Rd, Shadelands Office Park, Marchbanks, BART Walnut Creek, Riviera Ave, Buena Vista, Geary Rd
8	Monument Blvd, Peach St, Virginia Ln, Robin Ln, Meadow Ln, Sunshine Dr, Detroit Ave, Walters Wy, San Miguel Rd, Galindo, Clayton Rd, Gateway Blvd, Willow Pass Rd, Sun Valley Blvd, Contra Costa Blvd
9	DVC, Contra Costa Blvd, Ellinwood Wy, JFK University, Gregory Ln, Cleaveland Rd, Boyd Rd, W Hookston Rd, Patterson Blvd, Oak Park Blvd, Coggins Dr, BART Pleasant Hill, N Main St, N California Blvd, BART Walnut Creek
10	BART Concord, Clayton Rd, Center St, Marsh Creek Rd
11	BART Concord, Port Chicago Highway, Salvio St, Mira Vista Terrace, Fry Wy, Clayton Rd, Market St, Meadow Ln, Oak Grove Rd, Treat Blvd, BART Pleasant Hill
14	BART Concord, Oak St, Laguna St, Detroit Ave, Monument Blvd, Mohr Ln, David Ave, Bancroft Rd, Treat Blvd, BART Pleasant Hill
15	BART Concord, Port Chicago Highway, Salvio St, Parkside Dr, Willow Pass Rd, Landana Dr, West St, Clayton Rd, Treat Blvd, BART Pleasant Hill, Oak Rd, N Civic Dr, Ygnacio Valley Rd, BART Walnut Creek
16	BART Concord, Oak St, Galindo St, Monument Blvd, Crescent Plaza, Cleaveland Rd, Gregory Ln, Pleasant Hill Rd, Alhambra Ave, Berrellesa St, Escobar St, Court St, Martinez Amtrak
17	BART Concord, Grant St, East St, Solano Wy, Olivera Rd, Port Chicago Highway, BART North Concord
18	BART Pleasant Hill, Oak Rd, Buskirk Ave, Crescent Plaza, Gregory Ln, Pleasant Hill Rd, Taylor Blvd, Morello Ave, Viking Dr, Contra Costa Blvd, DVC, Old Quarry Rd, Pacheco Blvd, Muir Rd, Arnold Dr, Morello, Pacheco Blvd, Martinez Amtrak
19	BART Concord, Galindo St, Concord Ave, Bisso Ln, Stanwell Dr, John Glenn Dr, Galaxy Wy, Diamond Blvd, Contra Costa Blvd, Pacheco Blvd, Martinez Amtrak
20	BART Concord, Grant St, Concord Blvd, Clayton Rd, Gateway Blvd, Willow Pass Rd, Sun Valley Blvd, Golf Club Rd, DVC
21	BART Walnut Creek, N & S California Blvd, Newell Ave, S Main St, Danville Blvd, Railroad Ave, San Ramon Valley Blvd, Danville Park & Ride, Camino Ramon, Fostoria Wy, San Ramon Transit Center
25	BART Lafayette, Mt Diablo Blvd, Highway 24, Highway 680, BART Walnut Creek
28	BART North Concord, Port Chicago Highway, Bates Ave, Commercial Cir, Pike Ln, Arnold Industrial Wy, Marsh Dr, Contra Costa Blvd, Chilpancingo Pkwy, Old Quarry Rd, DVC, Highway 680, Highway 4, Center Ave, VA Clinic, Howe Rd, Pacheco Blvd, Martinez Amtrak
35	BART Dublin, Dublin Blvd, Dougherty Rd, Bollinger Canyon Rd, E Branch Pkwy, Windemere Pkwy, Sunset Dr, Bishop Dr, Executive Pkwy, San Ramon Transit Center
36	BART Dublin, Dublin Blvd, Village Pkwy, Alcosta Blvd, Fircrest Ln, San Ramon Valley Blvd, Tareyton Ave, Bollinger Canyon Rd, Crow Canyon Rd, Executive Pkwy, San Ramon Transit Center
91X	BART Concord, Galindo St, Concord Ave, John Glenn Dr, Galaxy Wy, Chevron, Diamond Blvd, Willow Pass Rd, Gateway Blvd, Clayton Rd, Oak St
92X	Shadelands Office Park, Ygnacio Valley Rd, Highway 680, Danville Park & Ride, Crow Canyon Rd, Bishop Ranch 15, San Ramon Transit Center, Camino Ramon, ATT, Sunset Dr, Chevron, Ace Train Station Pleasanton
93X	BART Walnut Creek, Ygnacio Valley Rd, Shadelands Office Park, Oak Grove Rd, Kirker Pass Road, Railroad Ave, Buchanan Rd, Somersville Rd, Fairview Dr, Delta Fair Blvd, Highway 4, Hillcrest Park & Ride
95X	BART Walnut Creek, Highway 680, Crow Canyon Pl, Fostoria Wy, Camino Ramon, San Ramon Transit Center
96X	BART Walnut Creek, Highway 680, Chevron, Bishop Ranch 1, Bishop Ranch 3, Bishop Ranch 6, San Ramon Transit Center, Bishop Ranch 15, Annabel Ln, Bishop Ranch 8, Bishop Dr, Sunset Dr
97X	BART Dublin, Highway 680, Highway 580, Chevron, Bishop Ranch 1, Bishop Ranch 3, Bishop Ranch 6, San Ramon Transit Center, Bishop Ranch 15, Annabel Ln, Bishop Ranch 8, Bishop Dr, Sunset Dr
98X	BART Walnut Creek, N Main St, Highway 680, Sun Valley Blvd, Contra Costa Blvd, Concord Ave, Diamond Blvd., Highway 680, Highway 4, Alhambra Ave, Berrellesa St, Escobar St, Court St, Martinez Amtrak



**MONTHLY BOARDINGS**  
**Operations Data Summary**

IV. Staff Reports

Route #	Description
250	St Mary's College, St Marys Rd, Moraga Rd, Mt Diablo Blvd, BART Lafayette
301	Rossmoor Shopping Center, Tice Valley Blvd, Boulevard Wy, Oakland Blvd, Trinity Ave, BART Walnut Creek, Ygnacio Valley, Montego, John Muir Medical Center
311	BART Concord, Port Chicago Highway, Salvio St, Mira Vista Terrace, Fry Wy, Clayton Rd, Market St, Meadow Ln, Oak Grove Rd, Treat Blvd, BART Pleasant Hill
314	Ayers Rd, Concord Blvd, Kirker Pass Rd, Clayton Rd, BART Concord, Oak St, Laguna St, Detroit Ave, Monument Blvd, Mohr Ln, David Ave, Crescent Plaza, Cleaveland Rd, Gregory Ln, Contra Costa Blvd, DVC
315	BART Concord, Port Chicago Highway, Salvio St, Parkside Dr, Willow Pass Rd, Landana Dr, West St, Clayton Rd
316	BART Pleasant Hill, Oak Rd, Buskirk Ave, Crescent Plaza, Gregory Ln, Contra Costa Blvd, Golf Club Rd, DVC, Old Quarry Rd, Pacheco Blvd, Muir Rd, Arnold Dr, Pacheco Blvd, Morrelo Ave, Martinez Amtrak, Berrellesa St, Alhambra Ave
320	BART Concord, Grant St, Concord Blvd, Clayton Rd, Gateway Blvd, Willow Pass Rd, Diamond Blvd, Concord Ave, Chilpancingo Pkwy, Old Quarry Rd, DVC
321	BART Walnut Creek, N & S California Blvd, Newell Ave, S Main St, Danville Blvd, Railroad Ave, San Ramon Valley Blvd, Camino Ramon, Fostoria Wy, San Ramon Transit Center- Shops at BR.
601	N Civic Dr, Parkside Dr, Riveria Ave, BART Walnut Creek, Trinity Ave, Oakland Blvd, Boulevard Wy, Tice Valley Blvd, Meadow Rd, Castle Hill Rd, Danville Blvd, Hillgrade Ave., Crest Ave, Rossmoor Shopping Center
602	Walnut Blvd, Oro Valley Cir, Mountain View Blvd, Rudgear Rd, Stewart Ave, Trotter Wy, Dapplegray Rd, Palmer Rd, Mountain View Blvd, San Miguel Dr, N & S California Blvd, BART Walnut Creek
603	Camino Pablo, Moraga Rd, St Marys Rd, St Mary's College, Mt Diablo Blvd, BART Lafayette
605	N Civic Dr, N Broadway, Lincoln Ave, Mt Pisgah St, Newell Ave, Lilac Dr, S Main St, Creekside Dr
606	BART Orinda, Orinda Wy, Miner Rd, Honey Hill Rd, Via Las Cruces, Saint Stephens Dr, Orinda Woods Dr, Moraga Wy, Ivy Dr, Moraga Rd, St Marys Rd, St Mary's College, Mt Diablo Blvd, BART Lafayette
607	BART Pleasant Hill, Treat Blvd, Bancroft Rd, Ygnacio Valley Rd, Oak Grove Rd, Walnut Ave
608	VA Clinic, Center Ave, Pacheco Blvd, Contra Costa Blvd, Chilpancingo Pkwy, Old Quarry Rd, DVC
609	BART Walnut Creek, Ygnacio Valley Rd, Marchbanks Dr, Walnut Ave
610	BART Concord, Clayton Rd, Ayers Rd, Concord Blvd, Kirkwood Dr, Oakhurst Dr, Center St, Marsh Creek Rd, Mountaire Pkwy, Mountaire Cir
611	BART Concord, Port Chicago Highway, Salvio St, Mira Vista Terrace, Fry Wy, Clayton Rd, Market St, Meadow Ln, Oak Grove Rd, Treat Blvd, Bancroft Rd, Minert Rd
612	BART Concord, Clayton Rd, Ayers Rd, Concord Blvd, Kirker Pass Rd, Washington Blvd, Pennsylvania Blvd, Pine Hollow Rd, El Camino Dr, Michigan Blvd
613	Minert Rd, Oak Grove Rd, Monument Blvd, Detroit Ave, Laguna St, Oak St, BART Concord
614	BART Concord, Clayton Rd, Michigan Blvd, Pennsylvania Blvd, Pine Hollow Rd, El Camino Dr
615	Concord Blvd, Landana Dr., Willow Pass Rd., Parkside Dr., Salvio St., East St., clayton Rd., Oakland Ave., Mount Diablo St., BART Concord
616	Treat Blvd, Bancroft Rd, Minert Rd, Oak Grove Rd, Monument Blvd, San Miguel Rd, Galindo St, Oak St, BART Concord
619	Minert Rd, Oak Grove Rd, Monument Blvd, Mohr Ln, David Ave, Bancroft Rd, Treat Blvd, BART Pleasant Hill
622	Pine Valley Rd, Broadmoor Dr, Montevideo Dr, Alcosta Blvd, Crow Canyon Rd, Tassajara Ranch Rd, Camino Tassajara
623	Danville Blvd, Stone Valley Rd, Green Valley Rd, Diablo Rd, Hartz Ave, San Ramon Valley Blvd, Sycamore Valley Rd, Camino Tassajara, Tassajara Ranch Rd, Crow Canyon Rd, Anabel Ln
625	Rossmoor Shopping Center, Tice Valley Blvd, Olympic Blvd, Pleasant Hill Rd, Acalanes Ave, Stanley Blvd, Mt Diablo Blvd, BART Lafayette, Happy Valley Rd, Upper Happy Valley Rd, El Nido Ranch Rd, Hidden Valley Rd, Acalanes Rd
626	St Mary's College, St Marys Rd, Rohrer Dr, Moraga Rd, Mt Diablo Blvd, BART Lafayette, Happy Valley Rd, Upper Happy Valley Rd, El Nido Ranch Rd, Hidden Valley Rd, Acalanes Rd
627	BART North Concord, Port Chicago Highway, Bates Ave, Mason Cir
635	Bollinger Canyon Rd, Dougherty Rd, Crow Canyon Rd, Tassajara Ranch Rd, Camino Tassajara, Lusitano St, Charbray St
636	San Ramon Transit Center, Executive Pkwy, Crow Canyon Rd, Bollinger Canyon Rd, San Ramon Valley Blvd, Broadmoor Dr, Alcosta Blvd, Fircrest Ln, Village Pkwy, Dublin Blvd, BART Dublin