

MEETING NOTICE & AGENDA

OPERATIONS & SCHEDULING COMMITTEE

District 2 Supervisor Gayle B. Uilkema's Lamorinda Office
3338 Mt. Diablo Boulevard, Lafayette,

The meeting will be called to order on Friday, March 4, 2011 @ 9:00 a.m.

The Committee may hear, discuss, deliberate, and/or take action on any item on the agenda.

- | | |
|---|-------------------------|
| 1. Approval of Agenda Items | |
| 2. Public Comment and/or Communication | |
| 3. Approval of Summary Minutes of February 4, 2011* | <i>Review/Action</i> |
| 4. Maintenance – No items | <i>Review/Action</i> |
| 5. Planning and Scheduling | |
| a. Route #25 Ridership* | <i>Review/Action</i> |
| 6. Paratransit and Accessible Services – No items | |
| 7. Staff Reports | <i>Information Only</i> |
| a. Fixed Route Monthly Report – January 2011* | |
| b. LINK Monthly Report – January 2011* | |
| 8. Committee Comments | <i>Discussion Only</i> |
| 9. Future Agenda Items | <i>Discussion Only</i> |
| 10. Next Scheduled Meeting | |
| 11. Adjournment | |

*Enclosure

2010-2011 O&S Committee

Erling Horn, Lafayette

Rob Schroder, Martinez

Gayle B. Uilkema, Contra Costa County

General Information

Public Comment: Each person wishing to address the Operations and Scheduling Committee is requested to complete a Speaker Card for submittal to the Committee Chair and/or staff liaison before the meeting convenes or the applicable agenda item is discussed. Persons will be allotted three (3) minutes to speak, which may be extended at the discretion of the Committee Chair. **Accessible Public Meetings:** Upon request, CCCTA will provide written agenda materials in appropriate alternative formats, or disability-related modifications or accommodations, including auxiliary aids or services, to enable individuals with disabilities to participate in public meetings. Please send a written request, including your name, mailing address, phone number and brief description of the requested materials and preferred alternative format or auxiliary aid/service so that it is received by CCCTA at least 48 hours before the meeting convenes. **Requests should be sent to:** Janet Madrigal, Clerk to the Board – CCCTA - Administration Department, 2477 Arnold Industrial Way, Concord, CA 94520 or madrigal@cccta.org
Shuttle Service: With a 24-hour notice, a CCCTA LINK shuttle can be available at the Lafayette BART station for individuals who wish to attend the Operations and Scheduling Committee Meetings. To arrange for the shuttle, please call Mary Walker at (925) 680-2068 no later than 24 hours prior to the start of the meeting.

SUMMARY MINUTES
OPERATIONS & SCHEDULING (O&S) COMMITTEE
3338 Mt. Diablo Boulevard, Lafayette, CA
Meeting of Friday, February 4th, 2011, @ 10:00 a.m.

Directors in Attendance: Director Horn, Director Uilkema
Staff: Anne Muzzini, Rick Ramacier, Laramie Bowron, Scott Mitchell
Guests: Marci McGuire, Ralph Hoffman, Keith Joseph, Don Swain
CAC: Charles Hogle
Call to Order: Meeting called to order at 10:00 a.m. by Director Horn

1. **Approval of Agenda Items:** Agenda was approved.
2. **Public Comment and/or Communication:** Mr. Hoffman commented on the route #25 suggesting that it be routed down California to the BART station. Mr. Hogle commented on receiving outstanding customer service and on the signage in Lafayette. Mr. Joseph commented on the 92X route suggesting that it go to WC BART and not go to the park and ride lot in Danville.
3. **Approval of O&S Summary Minutes for January 7th, 2011:** Minutes were approved.
4. **Maintenance:**
 - a) **Replacement Van Purchase:** Mr. Mitchell explained that there were 42 LINK vans due for replacement in 2007 but due to lack of funding for the local match the project had been deferred. Leftover funds from the DVC and Forty (40) Bus projects will be sufficient to match the federal grant and enable the vans to be replaced. There was discussion about the appropriate size for LINK service as well as how to dispose of the retired vans. It was agreed that the community van program would be discussed at the next meeting. The committee supported the staff recommendation to replace the vans with 22 foot cutaways in an amount not to exceed \$4,175,778.
5. **Planning and Scheduling:**
 - a) **Mobile Data System for LINK Service:** Ms. Muzzini explained the functions of a mobile data system for LINK and recommended that the software and hardware be purchased in conjunction with the van replacement project. Mr. Mitchell discussed the potential to use small tablets for both voice and data communication. The project was supported with an estimated cost of \$160,000.
 - b) **Intelligent Transportation System (ITS) Purchase:** Mr. Mitchell explained how the ITS project included three components; replacement of the radio control system, replacement of the CAD/AVL (automatic vehicle location system for dispatch), and a new real time passenger information system. The discussion focused on the need to have a reliable communication system in case of emergency response and the source of grant funding for the project. In addition the committee discussed the justification for sole source procurement of the ITS from Clever Devices. The Committee approved the staff recommendation to spend \$898,000 on a ITS project with funds leftover from the DVC and 40 bus projects.
6. **Paratransit and Accessible Services:** Mr. Don Swain from First Transit was present and discussed his role and the state of the paratransit system emphasizing strong regional support, safety record, and length of time as CCCTA's paratransit contractor.

7. Staff Reports

- a. Fixed Route Reports – December 2010: The reports were reviewed and discussed. An error in missed trip reporting was caught.
- b. LINK Monthly Reports – December 2010: The reports were reviewed. There was a question regarding line 43 and 44 which will be answered in more detail after investigation

8. Committee Comments: Mr. Horn spoke about redevelopment funding and the impact on Lafayette.

9. Future Agenda Items: Community van project, hybrid bus report, route #25 ridership, 92X history

10. Next Scheduled Meeting: The next meetings are scheduled for: **March 4th and April 1, 2011 at 9:00 a.m.** at 3338 Mt. Diablo Boulevard in Lafayette.

11. Adjournment: The meeting was adjourned at 11:00 am

Minutes prepared and submitted by:

Anne Muzzini
Director of Planning and Marketing

Date

To: Operations and Scheduling Committee
From: Anne Muzzini, Director of Planning and Marketing
Reviewed By:

Date: February 24, 2011

SUBJECT: Route #25 Ridership

SUMMARY OF ISSUES: The O&S Committee supported a reroute of the #25 to attract more riders. Marketing put the word out to the neighborhoods served by the route and an operations “hold note” was put on the schedule to allow St. Mary’s students to transfer to the Route #6. The attached chart shows the average ridership by stop since the reroute was introduced.

RECOMMENDATIONS: Staff recommends that the O&S continue to monitor this route and consider continuing it given low ridership and budgetary constraints.

FINANCIAL IMPLICATIONS: None at this time

OPTIONS:

1. Support staff recommendation
2. Other action as determined by the Committee

ATTACHMENTS:

- Route #25 Ridership by Stop
- TDA Cost per Passenger Ranking
- Route #25 Map

Route #25**Average Ridership by Stop**

Winter Bid Period (12/27/2010 to 2/9/2011)

STOP	Boardings	Alightings
BART WALNUT CREEK	22	0
OLYMPIC BLVD/NEWELL AVE	0	0
OLYMPIC BLVD/BOULEVARD WAY	1	0
OLYMPIC BLVD/BRIDGEFIELD RD	0	0
PLEASANT HILL RD/OLYMPIC BLVD	0	0
PLEASANT HILL RD/CONDIT RD	0	0
MT DIABLO BLVD/PLEASANT HILL RD	1	0
MT DIABLO BLVD/CAROL LN	1	1
MT DIABLO BLVD/HAMPTON DR	1	0
MT DIABLO BLVD/STUART ST	0	0
MT DIABLO BLVD/BROWN AVE	1	1
MT DIABLO BLVD/SECOND ST	1	1
MT DIABLO BLVD/FIRST ST	0	1
MT DIABLO BLVD/MORAGA RD	0	6
HAPPY VALLEY RD/MT DIABLO BLVD	0	2
BART LAFAYETTE	0	14

CCCTA Marginal Costa per Passenger - FY2009-10

Route	Annual Passengers	Cost (\$48.81/Total Hr + \$1.84/Total Mi)	Fares (\$1.17/Pass)	Contract, Meas J , RM2 Revenue	TDA, FTA #5307	TDA Cost/Pass
649	78	\$4,183	\$91	\$11,825	\$0	\$0.00
91X	11,478	\$76,825	\$13,429	\$60,955	\$2,441	\$0.21
14	174,222	\$645,350	\$203,839	\$271,454	\$170,057	\$0.98
611	10,504	\$22,693	\$12,290		\$10,403	\$0.99
92X	36,518	\$356,814	\$42,726	\$276,333	\$37,755	\$1.03
20	270,630	\$702,182	\$316,638		\$385,544	\$1.42
4	243,116	\$559,726	\$0	\$210,336	\$349,390	\$1.44
18	106,581	\$550,917	\$124,700	\$271,454	\$154,762	\$1.45
613	4,748	\$13,166	\$5,555		\$7,610	\$1.60
615	6,256	\$17,701	\$7,319		\$10,381	\$1.66
9	149,543	\$757,203	\$174,965	\$325,745	\$256,493	\$1.72
10	243,936	\$705,991	\$285,405		\$420,586	\$1.72
619	3,619	\$10,683	\$4,234		\$6,449	\$1.78
601	22,385	\$74,304	\$26,190		\$48,114	\$2.15
612	8,043	\$27,375	\$9,411		\$17,964	\$2.23
97X	21,633	\$393,457	\$25,310	\$317,614	\$50,533	\$2.34
620	580	\$2,038	\$679		\$1,360	\$2.34
314	86,347	\$308,482	\$101,026		\$207,456	\$2.40
627	8,813	\$31,534	\$10,311		\$21,223	\$2.41
4 (Weekend)	45,692	\$119,819	\$0		\$119,819	\$2.62
15	140,076	\$544,084	\$163,889		\$380,195	\$2.71
605	10,812	\$43,725	\$12,649		\$31,076	\$2.87
96X	96,842	\$863,332	\$113,305	\$467,594	\$282,433	\$2.92
614	6,159	\$26,634	\$7,206		\$19,429	\$3.15
11	73,780	\$323,599	\$86,323		\$237,275	\$3.22
1	100,570	\$449,210	\$117,667		\$331,543	\$3.30
606	65,016	\$300,978	\$76,068		\$224,910	\$3.46
17	71,784	\$333,976	\$83,987		\$249,989	\$3.48
35	90,945	\$796,801	\$106,406	\$367,163	\$323,232	\$3.55
602	18,792	\$95,731	\$21,986		\$73,745	\$3.92

CCCTA Marginal Costa per Passenger - FY2009-10

Route	Annual Passengers	Cost (\$48.81/Total Hr + \$1.84/Total Mi)	Fares (\$1.17/Pass)	Contract, Meas J , RM2 Revenue	TDA, FTA #5307	TDA Cost/Pass
95X	27,878	\$338,747	\$32,618	\$193,297	\$112,832	\$4.05
316	25,830	\$135,803	\$30,221		\$105,582	\$4.09
623	4,711	\$25,076	\$5,512		\$19,564	\$4.15
21	163,745	\$906,232	\$191,582		\$714,651	\$4.36
608	3,991	\$23,192	\$4,669		\$18,523	\$4.64
93X	44,890	\$483,274	\$52,521	\$212,552	\$218,201	\$4.86
320	13,723	\$84,200	\$16,056		\$68,144	\$4.97
6	102,604	\$638,401	\$120,047		\$518,354	\$5.05
16	152,144	\$952,303	\$178,008		\$774,294	\$5.09
98X	88,809	\$718,176	\$103,907	\$151,823	\$462,446	\$5.21
311	17,266	\$117,715	\$20,201		\$97,514	\$5.65
321	22,754	\$155,811	\$26,622		\$129,189	\$5.68
622	3,463	\$24,529	\$4,051		\$20,477	\$5.91
19	34,326	\$247,876	\$40,162		\$207,714	\$6.05
28	78,475	\$579,542	\$91,816		\$487,726	\$6.22
629	207	\$1,570	\$242		\$1,328	\$6.41
315	6,599	\$50,951	\$7,721		\$43,231	\$6.55
301	8,188	\$64,792	\$9,580		\$55,211	\$6.74
6 (Weekend)	10,080	\$80,881	\$11,794		\$69,087	\$6.85
636	16,079	\$132,716	\$18,813		\$113,903	\$7.08
616	3,096	\$26,303	\$3,622		\$22,681	\$7.33
610	3,769	\$32,834	\$4,410		\$28,424	\$7.54
625	7,137	\$62,923	\$8,350		\$54,573	\$7.65
609	4,099	\$38,425	\$4,796		\$33,628	\$8.20
603	5,084	\$48,779	\$5,948		\$42,831	\$8.43
5	19,549	\$189,908	\$22,872		\$167,037	\$8.54
36	57,660	\$607,668	\$67,463		\$540,205	\$9.37
7	57,362	\$629,147	\$67,113		\$562,034	\$9.80
635	2,468	\$27,556	\$2,887		\$24,669	\$10.00
628	357	\$4,449	\$418		\$4,031	\$11.29
2	13,439	\$171,627	\$15,723		\$155,904	\$11.60
626	7,466	\$102,758	\$8,735		\$94,023	\$12.59
607	1,802	\$37,942	\$2,108		\$35,834	\$19.89
25	9,212	\$202,489	\$10,778		\$191,711	\$20.81
6L	814	\$25,145	\$952		\$24,193	\$29.73
639	43	\$2,047	\$50		\$1,997	\$46.84
	3,148,616	\$17,130,298	\$3,345,976	\$3,138,145	\$10,653,911	\$3.38
Eliminated Fall 2010						

The County Connection

Inter Office Memo

Agenda Item 7.a

TO: O&S Committee

DATE: February 16, 2011

FROM: Anne Muzzini
Director of Planning & Marketing

SUBJ: Fixed Route Reports

Fixed Route Operating Reports for January 2011

1. Monthly Boarding's Data

The following represent the numbers that are most important to staff in evaluating the performance of the fixed route system.

<u>Title</u>	FY 2011		<u>Annual Goal</u>
	<u>Current Month</u>	<u>YTD Avg</u>	
Total Passengers	269,623		
Average Weekday	11,860	11,699	
Pass/Rev Hour	15.5	15.5	FY11 Goal > 17.0
Missed Trips	0.18%	0.12%	FY11 Goal < 0.25%
Miles between Road Calls	89,205	34,402	FY11 Goal > 18,000

* Based on Standards from updated SRTP

Analysis

Average weekday ridership in January (11,860 passengers) is slightly higher compared to the December ridership of 11,516 passengers and 4% higher than January 2009 of 11,395 passengers. See the attached table showing weekday boardings trend. Productivity in January was equal to 15.5 passengers per hour as compared to December's 15.4 passengers per hour.

The percentage of missed trips was lower in January to (0.18%) as compared to the prior month of (0.26%) in December. The YTD average is 0.12% missed trips.

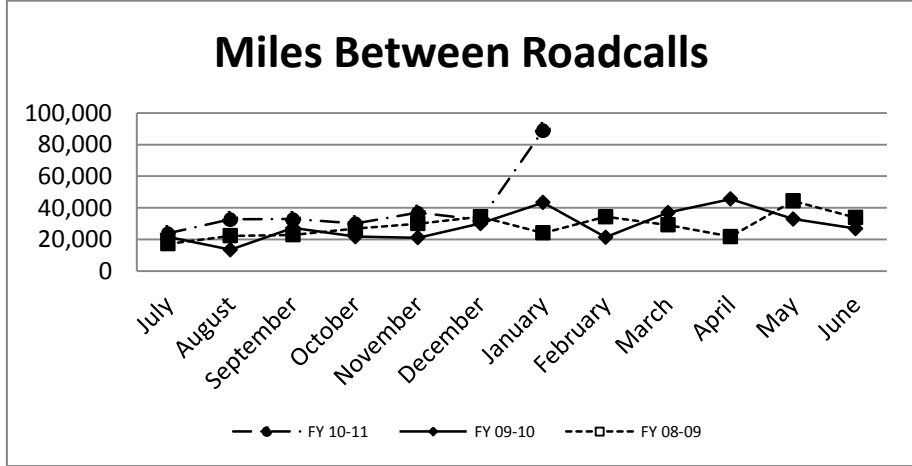
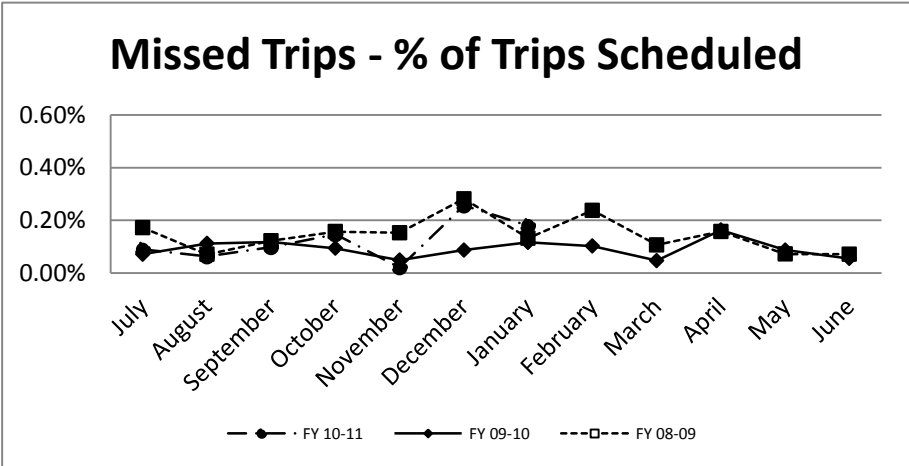
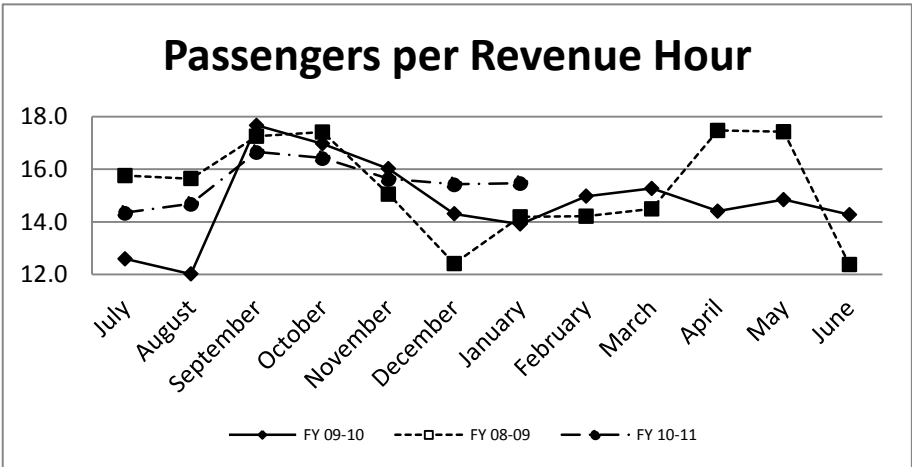
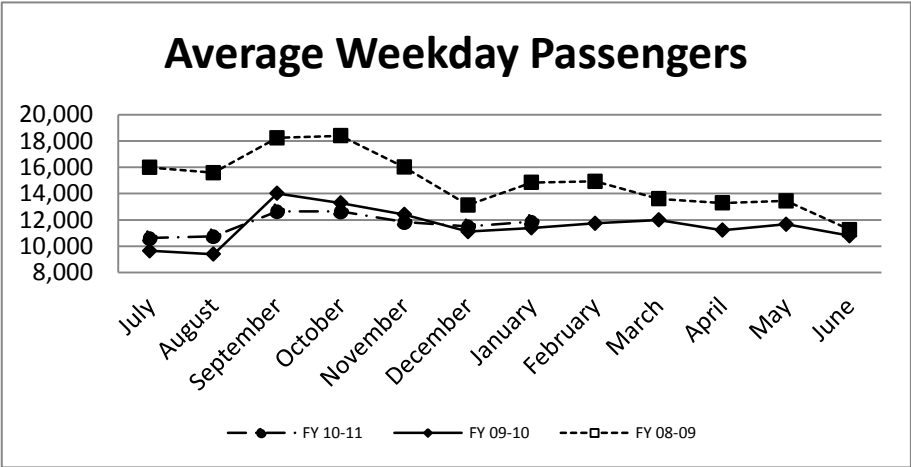
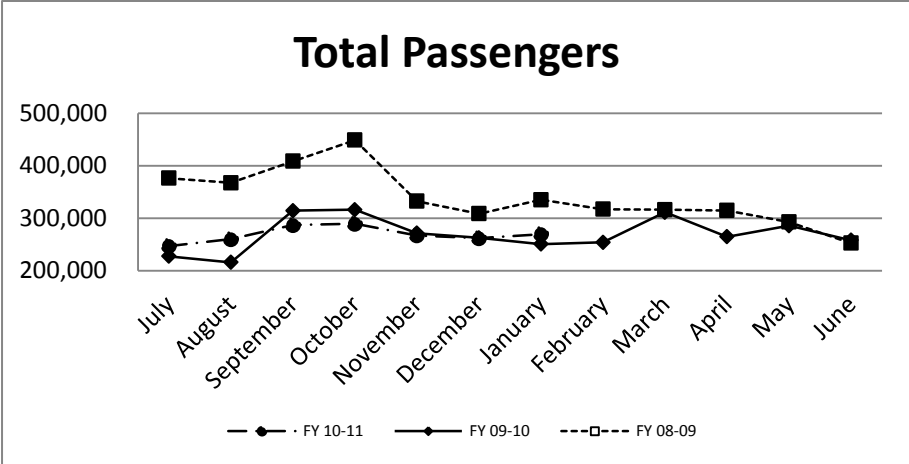
The number of miles between roadcalls was equal to 89,205 miles which is higher than prior months. The year to date average is 34,402 miles between roadcalls.

Fixed Route Boardings		Passengers by Revenue Hrs/Miles			Service Days		Fiscal YTD Comparison Passenger Boardings	
January 2011 - Fixed Route Boardings	269,623	Revenue Hours -	January11	17,430	Weekdays - January11	21	Fiscal 2011 YTD	1,883,211
Pavilion	0		January10	18,037	January10	20		
Bus Bridge	0	Revenue Miles -	January11	192,530	Saturdays - January11	4	Fiscal 2010 YTD	1,861,108
Special Event	0		January10	201,205	January10	5		
					Sundays - January11	5		
					January10	5		
January 2011 Total Boardings	269,623	Passengers per Mile	1.40		Total Days - 2010	30	YTD Trend	98.8%
January 2010 Total Boardings	250,735	Passengers per Hour	15.47		2009	30	Monthly Trend	92.5%

January 2011 Fixed Route Passenger Total						January 2011	January 2011
Route	Destination Information	Weekday	Saturday	Sunday	Total	Weekday Average	Passengers per Revenue Hour
1	Rossmoor / Shadelands	8,101			8,101	386	14.8
2	Rudgear / Walnut Creek	1,624			1,624	77	8.7
4	Walnut Creek Downtown Shuttle	18,449	2,283	1,969	22,701	879	24.8
5	Creekside / Walnut Creek	1,521			1,521	72	7.7
6	Lafayette / Moraga / Orinda	8,230	481	382	9,092	392	12.8
6L	Orinda / Orinda Village	81			81	4	4.1
7	Shadelands / Pleasant Hill / Walnut Creek	4,815			4,815	229	7.1
9	DVC / Walnut Creek	11,985			11,985	571	13.6
10	Concord / Clayton Rd	20,877			20,877	994	25.4
11	Treat Blvd / Oak Grove	6,467			6,467	308	17.1
14	Monument Blvd	14,244			14,244	678	17.0
15	Treat Boulevard	10,094			10,094	481	16.7
16	Alhambra Ave / Monument Blvd	14,486			14,486	690	13.1
17	Olivera/Solano / Salvio / North Concord	6,019			6,019	287	14.9
18	Amtrak / Merello / Pleasant Hill	8,638			8,638	411	13.0
19	Amtrak / Pacheco Blvd / Concord	3,011			3,011	143	10.2
20	DVC / Concord	21,614			21,614	1,029	22.6
21	Walnut Creek / San Ramon Transit Center	12,688			12,688	604	13.2
25	Lafayette / Walnut Creek	1,162			1,162	55	4.8
28	North Concord / Martinez	6,379			6,379	304	9.9
35	Dougherty Valley	7,819			7,819	372	11.3
36	San Ramon / Dublin	5,443			5,443	259	9.6
91X	Concord Commuter Express	823			823	39	10.8
92X	Ace Shuttle Express	3,981			3,981	190	22.6
93X	Kirker Pass Express	3,799			3,799	181	14.4
95X	San Ramon / Danville Express	3,660			3,660	174	17.1
96X	Bishop Ranch Express	10,336			10,336	492	15.8
97X	Bishop Ranch Express	1,967			1,967	94	9.8
98X	Martinez Express	6,671			6,671	318	11.9
250 *	Gael Rail Service	55	89	53	197	7	2.1
301	Rossmoor / John Muir Medical Center		364	175	540	0	7.2
311	Concord / Oak Grove / Treat Blvd / WC		803	659	1,461	0	10.8
314	Clayton Rd / Monument Blvd / PH		3,826	3,436	7,263	0	19.8
315	Concord / Willow Pass / Landana		294	292	586	0	9.6
316	Alhambra / Merello / Pleasant Hill		1,238	1,013	2,251	0	14.4
320	DVC / Concord		654	623	1,277	0	11.9
321	San Ramon / Walnut Creek		1,133	793	1,926	0	12.2
600's	Select Service	24,022			24,022	1,144	29.3
TOTALS		249,062	11,165	9,396	269,623	11,860	15.5

* Data from Link

** Seasonal Route



TRANSPORTATION	2010 January	2010 February	2010 March	2010 April	2010 May	2010 June	2010 July	2010 August	2010 September	2010 October	2010 November	2010 December	2011 January	FY10 FISCAL YTD
Number of Buses	131	131	131	131	131	131	131	131	131	131	131	131	131	131
Totals Hub Miles	260,473	257,503	296,254	273,663	263,604	269,248	239,465	262,880	263,567	271,831	258,784	259,176	267,614	1,823,317
Work Days	30	28	31	30	30	30	30	31	30	31	29	30	30	211
Revenue Hours	18,023	16,967	19,739	18,386	17,969	17,987	17,233	17,560	17,210	17,608	17,088	16,985	17,430	121,114
Operator Pay Hours	30,930	27,886	31,854	31,135	31,854	30,591	30,549	30,929	30,043	32,425	30,939	37,371	31,225	223,481
Number of Operators	167	167	167	169	168	168	166	166	166	163	162	162	165	164
Unscheduled Absences	299	285	350	397	344	263	350	381	331	469	497	476	411	2,915
FT Protection	17	45	68	31	63	42	31	29	10	74	23	29	45	241
Worker Comp.	109	94	126	152	141	125	119	132	113	164	144	164	115	951
Sick leave	173	146	156	214	140	96	200	220	208	231	330	283	251	1,723
Collision Accidents	3	5	4	5	4	8	2	6	3	7	4	8	7	37
Passenger Accidents	15	4	7	16	9	12	8	10	5	6	13	11	3	56
Total Chargeable Collisions	1	2	1	0	3	4	0	1	1	4	1	2	5	14
Chargeable/100K Miles	0.38	0.77	0.33	0.00	1.13	1.48	0.00	0.38	0.37	1.47	0.38	0.77	1.86	0.76
Number of Trips Scheduled	22,904	22,420	25,514	24,519	22,964	23,648	22,317	23,711	23,382	23,865	23,014	23,042	23,394	162,725
Number of Trips Missed	28	23	12	40	20	13	20	15	23	35	5	59	42	199
Of Trips Scheduled - % Missed	0.12%	0.10%	0.05%	0.16%	0.09%	0.05%	0.09%	0.06%	0.10%	0.15%	0.02%	0.26%	0.18%	0.12%
Of Trips Missed - Mechanical	10	19	8	18	9	10	18	7	17	11	2	9	5	69
On Time Performance %	95%	92%	93%	95%	93%	94%	96%	93%	92%	93%	86%	94%	97%	93%
MAINTENANCE														
A/C Operative - Avg. %	100%	100%	100%	100%	100%	100%	100%	100%	100%	100%	100%	100%	100%	100%
Lifts Operative - Ave %	100%	100%	100%	100%	100%	100%	100%	100%	100%	100%	100%	100%	100%	100%
PM Complete on Schedule	100%	100%	100%	100%	100%	100%	100%	100%	100%	100%	100%	100%	100%	100%
Total Road Calls	11	15	10	7	9	16	16	14	14	10	10	12	5	81
Road Calls for Mechanical	6	12	8	6	8	10	10	8	8	9	7	8	3	53
Road Calls for Other	5	3	2	1	1	6	6	6	6	1	3	4	2	28
Miles Between Mechanical Road Calls														
Bus Numbers														
100 - 199	11,009	8,692	11,404	12,386	11,593	11,548	12,695	12,687	10,056	10,213	12,430	12,372	12,120	<i>Bus add - 12/09</i>
200 - 299	37,599	30,109	37,475	33,824	34,594	15,393	33,124	33,144	12,334	15,935	26,521	14,141	31,605	
300 - 399	40,673	13,013	45,850	40,487	38,003	35,151	10,970	39,070	18,851	38,778	36,116	18,990	33,343	
400 - 499	15,639	32,087	34,365	32,424	29,208	14,098	26,066	28,085	15,046	33,258	30,574	30,446	30,764	
500 - 519	48,908	27,745	30,387	56,858	11,363	48,164	14,551	24,755	25,710	25,160	24,606	50,933	51,424	
900 - 939	11,806	17,182	23,789	70,771	77,837	42,305	31,019	73,059	77,571	25,561	78,204	79,192	89,906	
2000 - 2099	16,230	14,315	18,340	16,500	15,195	8,374	17,779	7,719	19,438	17,866	18,114	12,960	12,864	
9600 - 9629	23,819	14,145												
9800 - 9809	15,539	12,081	16,680	5,207	11,721	14,048	11,198	11,888	12,623	12,844	7,614	7,013	5,588	
Fleet Avg.	43,412	21,459	37,032	45,611	32,951	26,925	23,947	32,860	32,946	30,203	36,969	32,397	89,205	34,402
Maintenance Pay Hours	4,788	3,908	4,489	4,381	4,381	4,212	4,343	4,614	4,090	4,437	4,064	4,008	4,229	29,785
No. Maint. Employees	27	27	26	26	26	26	26	26	26	25	25	25	24	25
Maint. Emps/100K Miles	10	10	9	10	10	10	11	10	10	9	10	10	9	1
Unscheduled Absences	2	3	3	1	6	3	1	1	4	0	2	2	2	2

JANUARY 2011 PRODUCTIVITY
(sorted by Pass / Rev Hr - decending order)

Route	Destination Information	Total	Wkday Avg	Passenger / Rev Hr
600's	Select Service	24,022	1,144	29
10	Concord / Clayton Rd	20,877	994	25
4	Walnut Creek Downtown Shuttle	22,701	879	25
92X	Ace Shuttle Express	3,981	190	23
20	DVC / Concord	21,614	1,029	23
314	Clayton Rd / Monument Blvd / Pleasant Hill	7,263	0	20
95X	San Ramon / Danville Express	3,660	174	17
11	Treat Blvd / Oak Grove	6,467	308	17
14	Monument Blvd	14,244	678	17
15	Treat Boulevard	10,094	481	17
96X	Bishop Ranch Express	10,336	492	16
17	Olivera/Solano / Salvio / North Concord	6,019	287	15
1	Rossmoor / Shadelands	8,101	386	15
93X	Kirker Pass Express	3,799	181	14
316	Alhambra / Merello / Pleasant Hill	2,251	0	14
9	DVC / Walnut Creek	11,985	571	14
21	Walnut Creek / San Ramon Transit Center	12,688	604	13
16	Alhambra Ave / Monument Blvd	14,486	690	13
18	Amtrak / Merello / Pleasant Hill	8,638	411	13
6	Lafayette / Moraga / Orinda	9,092	392	13
321	San Ramon / Walnut Creek	1,926	0	12
320	DVC / Concord	1,277	0	12
98X	Martinez Express	6,671	318	12
35	Dougherty Valley	7,819	372	11
91X	Concord Commuter Express	823	39	11
311	Concord / Oak Grove / Treat Blvd / Walnut Creek	1,461	0	11
19	Amtrak / Pacheco Blvd / Concord	3,011	143	10
28	North Concord / Martinez	6,379	304	10
97X	Bishop Ranch Express	1,967	94	10
36	San Ramon / Dublin	5,443	259	10
315	Concord / Willow Pass / Landana	586	0	10
2	Rudgear / Walnut Creek	1,624	77	9
5	Creekside / Walnut Creek	1,521	72	8
301	Rossmoor / John Muir Medical Center	540	0	7
7	Shadelands / Pleasant Hill / Walnut Creek	4,815	229	7
25	Lafayette / Walnut Creek	1,162	55	5
6L	Orinda / Orinda Village	81	4	4
250 *	Gael Rail Service	197	7	2
4H **	Walnut Creek Extended Holiday Service	0	0	0

*NOTE: * Data comes from Link Operators ** These are seasonal routes*

AVERAGE WEEKDAY BOARDINGS TREND

Route	Destination Information	Jul-10	Aug-10	Sep-10	Oct-10	Nov-10	Dec-10	Jan-11
1	Rossmoor / Shadelands	412	377	385	394	373	381	386
2	Rudgear / Walnut Creek	67	66	64	53	53	49	77
4	Walnut Creek Downtown Shuttle	1,017	945	915	937	956	973	879
4H **	Walnut Creek Extended Holiday Shuttle					35	48	
5	Creekside / Walnut Creek	73	70	74	77	79	76	72
6	Lafayette / Moraga / Orinda	302	340	458	447	398	381	392
6L	Orinda / Orinda Village	7	2	3	5	3	2	4
7	Shadelands / Pleasant Hill / Walnut Creek	237	231	231	215	217	208	229
9	DVC / Walnut Creek	606	570	652	640	589	567	571
10	Concord / Clayton Rd	948	947	1,016	1,039	970	940	994
11	Treat Blvd / Oak Grove	287	298	332	318	293	285	308
14	Monument Blvd	699	663	719	714	651	657	678
15	Treat Boulevard	496	464	594	572	497	486	481
16	Alhambra Ave / Monument Blvd	652	662	729	742	701	680	690
17	Olivera/Solano / Salvio / North Concord	263	273	341	317	296	291	287
18	Amtrak / Merello / Pleasant Hill	404	413	482	469	458	417	411
19	Amtrak / Pacheco Blvd / Concord	158	140	142	141	129	134	143
20	DVC / Concord	1,065	1,053	1,279	1,257	1,189	1,108	1,029
21	Walnut Creek / San Ramon Transit Center	645	642	648	625	616	616	604
25	Lafayette / Walnut Creek	40	37	57	54	47	38	55
28	North Concord / Martinez	283	283	306	330	316	274	304
35	Dougherty Valley	356	321	383	389	353	352	372
36	San Ramon / Dublin	237	246	256	268	260	257	259
91X	Concord Commuter Express	43	47	40	42	40	41	39
92X	Ace Shuttle Express	148	158	148	152	171	161	190
93X	Kirker Pass Express	175	174	185	188	175	194	181
95X	San Ramon / Danville Express	110	113	120	121	153	153	174
96X	Bishop Ranch Express	425	395	394	404	425	453	492
97X	Bishop Ranch Express	70	78	75	77	84	83	94
98X	Martinez Express	358	354	385	360	381	362	318
250 *	St Mary's College Gael Rail Shuttle		7	9	9	5	7	7
600's	Select Service	38	398	1,242	1,291	957	848	1,144
TOTALS		10,622	10,763	12,658	12,643	11,835	11,516	11,860

*NOTE: * Data comes from Link Operators ** These are seasonal routes*

AVERAGE WEEKEND BOARDINGS TREND

Route	Destination Information	Jul-10	Aug-10	Sep-10	Oct-10	Nov-10	Dec-10	Jan-11
SATURDAY		5 Days	4 Days	4 Days	5 Days	4 Days	5 Days	4 Days
4	Walnut Creek Downtown Shuttle	683	610	540	516	542	574	571
4H **	Walnut Creek Extended Holiday Shuttle					12	61	
6	Lafayette / Moraga / Orinda	67	88	167	136	128	66	120
250 *	St Mary's College Gael Rail Shuttle	0	8	36	23	23	8	22
301	Rossmoor / John Muir Medical Center	90	78	112	94	87	59	91
311	Concord / Oak Grove / Treat Blvd / WC	191	206	221	184	226	208	201
314	Clayton Rd / Monument Blvd / PH	1,040	1,021	1,062	1,065	979	935	957
315	Concord / Willow Pass / Landana	82	74	70	92	56	53	73
316	Alhambra / Merello / Pleasant Hill	291	289	300	293	297	275	309
320	DVC / Concord	206	234	249	207	152	113	164
321	San Ramon / Walnut Creek	272	269	284	252	258	230	283
TOTALS		2,922	2,878	3,040	2,863	2,760	2,582	2,791

Route	Destination Information	Jul-10	Aug-10	Sep-10	Oct-10	Nov-10	Dec-10	Jan-11
SUNDAY		4 Days	5 Days	4 Days	5 Days	4 Days	4 Days	5 Days
4	Walnut Creek Downtown Shuttle	420	469	457	384	413	350	394
6	Lafayette / Moraga / Orinda	36	61	103	84	89	52	76
250 *	St Mary's College Gael Rail Shuttle	0	10	18	17	19	5	11
301	Rossmoor / John Muir Medical Center	56	68	87	68	73	66	35
311	Concord / Oak Grove / Treat Blvd / WC	172	159	161	153	153	152	132
314	Clayton Rd / Monument Blvd / PH	772	743	748	702	668	695	687
315	Concord / Willow Pass / Landana	54	54	50	45	46	32	58
316	Alhambra / Merello / Pleasant Hill	172	192	227	154	195	177	203
320	DVC / Concord	91	134	122	115	94	114	125
321	San Ramon / Walnut Creek	143	182	186	165	159	177	159
TOTALS		1,917	2,072	2,158	1,886	1,909	1,817	1,879

*NOTE: * Data comes from Link Operators ** These are seasonal routes*

Route #	Description
1	Rossmoor Shopping Center, Tice Valley Blvd, Boulevard Wy, Oakland Blvd, Trinity Ave , BART Walnut Creek, Ygnacio Valley, Montego, John Muir Medical Center, N Wiget Ln, Shadelands Office Park
2	Rudgear Rd, Stewart Ave, Trotter Wy, Dapplegray Rd, Palmer Rd, Mountain View Blvd, San Miguel Dr, N & S California Blvd, BART Walnut Creek
4	BART Walnut Creek, N California Blvd, Locust St, Mt Diablo Blvd, Broadway Plaza, S Main St, Pringle Ave
4H	Walnut Creek Extended Holiday Service (November 27 thru December 31)
5	BART Walnut Creek, Rivieria Ave, Parkside Dr, N Civic Dr, N Broadway, Lincoln Ave, Mt Pisgah St, S Main St, Creekside Dr
6	BART Orinda, Moraga Wy, Moraga Rd, St Marys Rd, St Mary's College, Mt Diablo Blvd, BART Lafayette
6L	BART Orinda, Orinda Wy
7	BART Pleasant Hill, Treat Blvd, Bancroft Rd, Ygnacio Valley Rd, Shadelands Office Park, Marchbanks, BART Walnut Creek, Riviera Ave, Buena Vista, Geary Rd
9	DVC, Contra Costa Blvd, Ellinwood Wy, JFK University, Gregory Ln, Cleaveland Rd, Boyd Rd, W Hookston Rd, Patterson Blvd, Oak Park Blvd, Coggins Dr, BART Pleasant Hill, N Main St, N California Blvd, BART Walnut Creek
10	BART Concord, Clayton Rd, Center St, Marsh Creek Rd
11	BART Concord, Port Chicago Highway, Salvio St, Mira Vista Terrace, Fry Wy, Clayton Rd, Market St, Meadow Ln, Oak Grove Rd, Treat Blvd, BART Pleasant Hill
14	BART Concord, Oak St, Laguna St, Detroit Ave, Monument Blvd, Mohr Ln, David Ave, Bancroft Rd, Treat Blvd, BART Pleasant Hill
15	BART Concord, Port Chicago Highway, Salvio St, Parkside Dr, Willow Pass Rd, Landana Dr, West St, Clayton Rd, Treat Blvd, BART Pleasant Hill, Oak Rd, N Civic Dr, Ygnacio Valley Rd, BART Walnut Creek
16	BART Concord, Oak St, Galindo St, Monument Blvd, Crescent Plaza, Cleaveland Rd, Gregory Ln, Pleasant Hill Rd, Alhambra Ave, Berrellesa St, Escobar St, Court St, Martinez Amtrak
17	BART Concord, Grant St, East St, Solano Wy, Olivera Rd, Port Chicago Highway, BART North Concord
18	BART Pleasant Hill, Oak Rd, Buskirk Ave, Crescent Plaza, Gregory Ln, Pleasant Hill Rd, Taylor Blvd, Morello Ave, Viking Dr, Contra Costa Blvd, DVC, Old Quarry Rd, Pacheco Blvd, Muir Rd, Arnold Dr, Morello, Pacheco Blvd, Martinez Amtrak
19	BART Concord, Galindo St, Concord Ave, Bisso Ln, Stanwell Dr, John Glenn Dr, Galaxy Wy, Diamond Blvd, Contra Costa Blvd, Pacheco Blvd, Martinez Amtrak
20	BART Concord, Grant St, Concord Blvd, Clayton Rd, Gateway Blvd, Willow Pass Rd, Sun Valley Blvd, Golf Club Rd, DVC
21	BART Walnut Creek, N & S California Blvd, Newell Ave, S Main St, Danville Blvd, Railroad Ave, San Ramon Valley Blvd, Danville Park & Ride, Camino Ramon, Fostoria Wy, San Ramon Transit Center
25	BART Lafayette, Mt Diablo Blvd, Highway 24, Highway 680, BART Walnut Creek
28	BART North Concord, Port Chicago Highway, Bates Ave, Commercial Cir, Pike Ln, Arnold Industrial Wy, Marsh Dr, Contra Costa Blvd, Chilpancinco Pkwy, Old Quarry Rd, DVC, Highway 680, Highway 4, Center Ave, VA Clinic, Howe Rd, Pacheco Blvd, Martinez Amtrak
35	BART Dublin, Dublin Blvd, Dougherty Rd, Bollinger Canyon Rd, E Branch Pkwy, Windemere Pkwy, Sunset Dr, Bishop Dr, Executive Pkwy, San Ramon Transit Center
36	BART Dublin, Dublin Blvd, Village Pkwy, Alcosta Blvd, Fircrest Ln, San Ramon Valley Blvd, Tareyton Ave, Bollinger Canyon Rd, Crow Canyon Rd, Executive Pkwy, San Ramon Transit Center
91X	BART Concord, Galindo St, Concord Ave, John Glenn Dr, Galaxy Wy, Chevron, Diamond Blvd, Willow Pass Rd, Gateway Blvd, Clayton Rd, Oak St
92X	Shadelands Office Park, Ygnacio Valley Rd, Highway 680, Danville Park & Ride, Crow Canyon Rd, Bishop Ranch 15, San Ramon Transit Center, Camino Ramon, ATT, Sunset Dr, Chevron, Ace Train Station Pleasanton
93X	BART Walnut Creek, Ygnacio Valley Rd, Shadelands Office Park, Oak Grove Rd, Kirker Pass Rode, Railroad Ave, Buchanan Rd, Somersville Rd, Fairview Dr, Delta Fair Blvd, Highway 4, Hillcrest Park & Ride
95X	BART Walnut Creek, Highway 680, Crow Canyon Pl, Fostoria Wy, Camino Ramon, San Ramon Transit Center
96X	BART Walnut Creek, Highway 680, Chevron, Bishop Ranch 1, Bishop Ranch 3, Bishop Ranch 6, San Ramon Transit Center, Bishop Ranch 15, Annabel Ln, Bishop Ranch 8, Bishop Dr, Sunset Dr
97X	BART Dublin, Highway 680, Highway 580, Chevron, Bishop Ranch 1, Bishop Ranch 3, Bishop Ranch 6, San Ramon Transit Center, Bishop Ranch 15, Annabel Ln, Bishop Ranch 8, Bishop Dr, Sunset Dr
98X	BART Walnut Creek, N Main St, Highway 680, Sun Valley Blvd, Contra Costa Blvd, Concord Ave, Diamond Blvd., Highway 680, Highway 4, Alhambra Ave, Berrellesa St, Escobar St, Court St, Martinez Amtrak
250	St Mary's College, St Marys Rd, Moraga Rd, Mt Diablo Blvd, BART Lafayette

Route #	Description
301	Rossmoor Shopping Center, Tice Valley Blvd, Boulevard Wy, Oakland Blvd, Trinity Ave , BART Walnut Creek, Ygnacio Valley, Montego, John Muir Medical Center
311	BART Concord, Port Chicago Highway, Salvio St, Mira Vista Terrace, Fry Wy, Clayton Rd, Market St, Meadow Ln, Oak Grove Rd, Treat Blvd, BART Pleasant Hill
314	Ayers Rd, Concord Blvd, Kirker Pass Rd, Clayton Rd, BART Concord, Oak St, Laguna St, Detroit Ave, Monument Blvd, Mohr Ln, David Ave, Crescent Plaza, Cleaveland Rd, Gregory Ln, Contra Costa Blvd, DVC
315	BART Concord, Port Chicago Highway, Salvio St, Parkside Dr, Willow Pass Rd, Landana Dr, West St, Clayton Rd
316	BART Pleasant Hill, Oak Rd, Buskirk Ave, Crescent Plaza, Gregory Ln, Contra Costa Blvd, Golf Club Rd, DVC, Old Quarry Rd, Pacheco Blvd, Muir Rd, Arnold Dr, Pacheco Blvd, Morrelo Ave, Martinez Amtrak, Berrellesa St, Alhambra Ave
320	BART Concord, Grant St, Concord Blvd, Clayton Rd, Gateway Blvd, Willow Pass Rd, Diamond Blvd, Concord Ave, Chilpancinco Pkwy, Old Quarry Rd, DVC
321	BART Walnut Creek, N & S California Blvd, Newell Ave, S Main St, Danville Blvd, Railroad Ave, San Ramon Valley Blvd, Camino Ramon, Fostoria Wy, San Ramon Transit Center- Shops at BR.
601	N Civic Dr, Parkside Dr, Riveria Ave, BART Walnut Creek, Trinity Ave, Oakland Blvd, Boulevard Wy, Tice Valley Blvd, Meadow Rd, Castle Hill Rd, Danville Blvd, Hillgrade Ave., Crest Ave, Rossmoor Shopping Center
602	Walnut Blvd, Oro Valley Cir, Mountain View Blvd, Rudgear Rd, Stewart Ave, Trotter Wy, Dapplegray Rd, Palmer Rd, Mountain View Blvd, San Miguel Dr, N & S California Blvd, BART Walnut Creek
603	Camino Pablo, Moraga Rd, St Marys Rd, St Mary's College, Mt Diablo Blvd, BART Lafayette
605	N Civic Dr, N Broadway, Lincoln Ave, Mt Pisgah St, Newell Ave, Lilac Dr, S Main St, Creekside Dr
606	BART Orinda, Orinda Wy, Miner Rd, Honey Hill Rd, Via Las Cruces, Saint Stephens Dr, Orinda Woods Dr, Moraga Wy, Ivy Dr, Moraga Rd, St Marys Rd, St Mary's College, Mt Diablo Blvd, BART Lafayette
607	BART Pleasant Hill, Treat Blvd, Bancroft Rd, Ygnacio Valley Rd, Oak Grove Rd, Walnut Ave
608	VA Clinic, Center Ave, Pacheco Blvd, Contra Costa Blvd, Chilpancinco Pkwy, Old Quarry Rd, DVC
609	BART Walnut Creek, Ygnacio Valley Rd, Marchbanks Dr, Walnut Ave
610	BART Concord, Clayton Rd, Ayers Rd, Concord Blvd, Kirkwood Dr, Oakhurst Dr, Center St, Marsh Creek Rd, Mountaire Pkwy, Mountaire Cir
611	BART Concord, Port Chicago Highway, Salvio St, Mira Vista Terrace, Fry Wy, Clayton Rd, Market St, Meadow Ln, Oak Grove Rd, Treat Blvd, Bancroft Rd, Minert Rd
612	BART Concord, Clayton Rd, Ayers Rd, Concord Blvd, Kirker Pass Rd, Washington Blvd, Pennsylvania Blvd, Pine Hollow Rd, El Camino Dr, Michigan Blvd
613	Minert Rd, Oak Grove Rd, Monument Blvd, Detroit Ave, Laguna St, Oak St, BART Concord
614	BART Concord, Clayton Rd, Michigan Blvd, Pennsylvania Blvd, Pine Hollow Rd, El Camino Dr
615	Concord Blvd, Landana Dr., Willow Pass Rd., Parkside Dr., Salvio St., East St., clayton Rd., Oakland Ave., Mount Diablo St., BART Concord
616	Treat Blvd, Bancroft Rd, Minert Rd, Oak Grove Rd, Monument Blvd, San Miguel Rd, Galindo St, Oak St, BART Concord
619	Minert Rd, Oak Grove Rd, Monument Blvd, Mohr Ln, David Ave, Bancroft Rd, Treat Blvd, BART Pleasant Hill
622	Pine Valley Rd, Broadmoor Dr, Montevideo Dr, Alcosta Blvd, Crow Canyon Rd, Tassajara Ranch Rd, Camino Tassajara
623	Danville Blvd, Stone Valley Rd, Green Valley Rd, Diablo Rd, Hartz Ave, San Ramon Valley Blvd, Sycamore Valley Rd, Camino Tassajara, Tassajara Ranch Rd, Crow Canyon Rd, Anabel Ln
625	Rossmoor Shopping Center, Tice Valley Blvd, Olympic Blvd, Pleasant Hill Rd, Acalanes Ave, Stanley Blvd, Mt Diablo Blvd, BART Lafayette, Happy Valley Rd, Upper Happy Valley Rd, El Nido Ranch Rd, Hidden Valley Rd, Acalanes Rd
626	St Mary's College, St Marys Rd, Rohrer Dr, Moraga Rd, Mt Diablo Blvd, BART Lafayette, Happy Valley Rd, Upper Happy Valley Rd, El Nido Ranch Rd, Hidden Valley Rd, Acalanes Rd
627	BART North Concord, Port Chicago Highway, Bates Ave, Mason Cir
635	Bollinger Canyon Rd, Dougherty Rd, Crow Canyon Rd, Tassajara Ranch Rd, Camino Tassajara, Lusitano St, Charbray St
636	San Ramon Transit Center, Executive Pkwy, Crow Canyon Rd, Bollinger Canyon Rd, San Ramon Valley Blvd, Broadmoor Dr, Alcosta Blvd, Fircrest Ln, Village Pkwy, Dublin Blvd, BART Dublin

CCCTA LINK
MONTHLY OPERATING SUMMARY
January FY10/11

SUMMARY	January FY09/10	January FY 10/11	YTD FY09/10	YTD FY10/11
1 TOTAL CLIENTS	12,026	12,162	90,976	87,436
2 TOTAL ATTENDANTS	861	896	7,483	7,339
3 TOTAL COMPANIONS	1,098	77	1,597	446
4 TOTAL PASSENGERS	13,985	13,135	100,056	95,221
5 TOTAL SERVICE DAYS	30	30	210	212
6 VEHICLE REVENUE HOURS	6,550	6,579	48,803	47,802
7 VEHICLE SERVICE HOURS	7,855	8,027	59,206	58,191
8 VEHICLE NON REV HOURS	1,304	1,447	10,403	10,389
9 VEHICLE SERVICE MILES	125,730	127,659	955,777	908,306
10 VEHICLE REVENUE MILES	103,720	105,600	790,351	747,598
11 VEHICLE NON REV MILES	22,010	22,059	165,426	160,549
12 PASS. PER REVENUE HOUR	2.14	2.00	2.05	1.99
13 CLIENT PER REVENUE HOUR	1.84	1.85	1.86	1.83
14 PASS. PER SERVICE HOUR	1.78	1.64	1.69	1.64
15 PASS. PER SERVICE MILE	0.11	0.10	0.10	0.10
16 PASS. PER REVENUE MILE	0.13	0.12	0.13	0.13
17 TOTAL TRANSFER TRIPS	1,098	962	18,765	7,404
18 SAME DAY TRIPS	159	253	705	1,637
19 *SUBSCRIPTION TRIPS	8,216	8,386	25,655	58,370
20 *DEMAND	3,651	3,684	11,053	28,293
21 FAREBOX REVENUE	\$14,384.50	\$13,771.50	\$112,393.13	\$100,790.00
22 PREPAID CLIENTS	\$23,444.06	\$1,360.00	\$148,440.78	\$164,201.50
23 COLLECTED BILLING	\$9,962.00	\$11,411.60	\$66,702.00	\$54,348.60
24 TOTAL REVENUE COLLECTED	\$47,790.56	\$26,543.10	\$327,535.91	\$319,340.10
25 CHARGEABLE ACCIDENTS	0	1	5	1
26 SERVICE COMPLAINTS	1	0	5	0
27 SERVICE COMMENDATIONS	2	0	10	0
28 SERVICE DENIALS	0	0	0	0
29 ROAD CALLS	3	3	20	22
30 DRIVER TURNOVER	0.0	0.0	5.3	2.90
31 SCHEDULE ADHERENCE	95%	95%	96%	95%
32 WHEELCHAIR BOARDING'S	3,385	3,144	25,882	23,060
33 W/C LIFT AVAILABILITY	100%	100%	100%	100%
34 REGISTERED CLIENTS	8,712	9,168	N/A	N/A
35 UNDUPLICATED CLIENTS	1,099	1,039	N/A	N/A
36 NO-SHOWS	62	65	263	523
37 CANCELS	1,856	1,723	13,081	13,273
38 AVG. TRIP LENGTH (MILES)	9.0	9.7	9.6	9.5
39 AVG. SM BUSES IN SERVICE	5	3	5	3
40 AVG. BUSES IN SERVICE	48	48	48	48
41 TOTAL FUEL/GALLONS	16,481	17,473	135,800	127,034
42 FLEET M.P.G.	7.6	7.3	7.0	7.2
43 *DRIVER ROAD CHECK	69	33	133	349
44 *RIDER SURVEY'S	11	18	13	71
*STARTED REPORTING 12-01-09				
QUARTERLY STARTS (3RD)				
45 AMB LIFT BOARDINGS	0	N/A	10,884	17,172