

Agenda Item 7.a

TO: O&S Committee

DATE: June 9, 2011

FROM: Laramie Bowron
Manager of Planning

SUBJ: Fixed Route Reports

Fixed Route Operating Reports for May 2011

1. Monthly Boarding's Data

The following represent the numbers that are most important to staff in evaluating the performance of the fixed route system.

<u>Title</u>	FY 2011		<u>Annual Goal</u>
	<u>Current Month</u>	<u>YTD Avg</u>	
Total Passengers	298,529		
Average Weekday	13,095	11,886	
Pass/Rev Hour	17.1	15.8	FY11 Goal > 17.0
Missed Trips	0.14%	0.12%	FY11 Goal < 0.25%
Miles between Road Calls	18,064	31,243	FY11 Goal > 18,000






* Based on Standards from updated SRTP

Analysis

Average weekday ridership in May (13,095 passengers) is higher compared to the April ridership of 11,211 passengers, and higher than May 2010 of 11,673 passengers. See the attached table showing weekday boardings trend. Productivity in May was equal to 17.1 passengers per hour as compared to April's 16.2 passengers per hour.

The percentage of missed trips was higher in May to (0.14%) as compared to the prior month of (0.07%) in April. The YTD average is 0.12% missed trips.

The number of miles between roadcalls was equal to 18,064 miles in May which is lower than prior month of 38,118 miles in April. The year to date average is 31,243 miles between roadcalls.



Route Description Summary

TRANSPORTATION	2010 May	2010 June	2010 July	2010 August	2010 September	2010 October	2010 November	2010 December	2011 January	2011 February	2011 March	2011 April	2011 May	FY10 FISCAL YTD
Number of Buses	131	131	131	131	131	131	131	131	131	131	131	131	131	131
Totals Hub Miles	263,604	269,248	239,465	262,880	263,567	271,831	258,784	259,176	267,614	252,745	291,732	266,823	270,960	2,905,577
Work Days	30	30	30	31	30	31	29	30	30	28	31	30	30	330
Revenue Hours	17,969	17,987	17,233	17,560	17,210	17,608	17,088	16,985	17,430	16,410	18,793	17,344	17,485	191,146
Operator Pay Hours	31,854	30,591	30,549	30,929	30,043	32,425	30,939	37,371	31,225	28,159	31,195	30,644	N/A	344,123
Number of Operators	168	168	166	166	166	163	162	162	165	165	165	162	166	164
Unscheduled Absences	344	263	350	381	331	469	497	476	411	311	345	296	314	4,181
FT Protection	63	42	31	29	10	74	23	29	45	30	18	20	53	362
Worker Comp.	141	125	119	132	113	164	144	164	115	80	82	84	88	1,285
Sick leave	140	96	200	220	208	231	330	283	251	201	245	192	173	2,534
Collision Accidents	4	8	2	6	3	7	4	8	7	5	8	6	7	63
Passenger Accidents	9	12	8	10	5	6	13	11	3	15	19	10	13	113
Total Chargeable Collisions	3	4	0	1	1	4	1	2	5	3	4	1	1	23
Chargeable/100K Miles	1.13	1.48	0.00	0.38	0.37	1.47	0.38	0.77	1.86	1.18	1.37	0.37	0.36	0.79
Number of Trips Scheduled	22,964	23,648	22,317	23,711	23,382	23,865	23,014	23,042	23,394	22,200	25,240	23,455	23,455	257,075
Number of Trips Missed	20	13	20	15	23	35	5	59	42	18	33	17	32	299
Of Trips Scheduled - % Missed	0.09%	0.05%	0.09%	0.06%	0.10%	0.15%	0.02%	0.26%	0.18%	0.08%	0.13%	0.07%	0.14%	0.12%
Of Trips Missed - Mechanical	9	10	18	7	17	11	2	9	5	14	18	5	15	121
On Time Performance %	93%	94%	96%	93%	92%	93%	86%	94%	97%	95%	97%	95%	93%	94%
MAINTENANCE														
A/C Operative - Avg. %	100%	100%	100%	100%	100%	100%	100%	100%	100%	100%	100%	100%	100%	100%
Lifts Operative - Ave %	100%	100%	100%	100%	100%	100%	100%	100%	100%	100%	100%	100%	99%	100%
PM Complete on Schedule	100%	100%	100%	100%	100%	100%	100%	100%	100%	100%	100%	100%	100%	100%
Total Road Calls	9	16	16	14	14	10	10	12	5	10	15	10	19	135
Road Calls for Mechanical	8	10	10	8	8	9	7	8	3	8	10	7	15	93
Road Calls for Other	1	6	6	6	6	1	3	4	2	2	5	3	4	42

Miles Between Mechanical Road Calls

Bus Numbers	2010 May	2010 June	2010 July	2010 August	2010 September	2010 October	2010 November	2010 December	2011 January	2011 February	2011 March	2011 April	2011 May	FY10 FISCAL YTD
100 - 199	11,593	11,548	12,695	12,687	10,056	10,213	12,430	12,372	12,120	10,658	14,016	11,024	12,606	
200 - 299	34,594	15,393	33,124	33,144	12,334	15,935	26,521	14,141	31,605	31,656	8,026	27,689	29,211	
300 - 399	38,003	35,151	10,970	39,070	18,851	38,778	36,116	18,990	33,343	8,663	18,262	37,475	16,592	
400 - 499	29,208	14,098	26,066	28,085	15,046	33,258	30,574	30,446	30,764	26,112	36,547	33,259	35,114	
500 - 519	11,363	48,164	14,551	24,755	25,710	25,160	24,606	50,933	51,424	22,335	53,301	47,902	7,117	
900 - 939	77,837	42,305	31,019	73,059	77,571	25,561	78,204	79,192	89,906	84,529	25,028	43,507	45,641	
2000 - 2099	15,195	8,374	17,779	7,719	19,438	17,866	18,114	12,960	12,864	13,372	11,726	13,806	11,722	
9800 - 9809	11,721	14,048	11,198	11,888	12,623	12,844	7,614	7,013	5,588	7,086	7,403	8,654	7,994	
Fleet Avg.	32,951	26,925	23,947	32,860	32,946	30,203	36,969	32,397	89,205	31,593	29,173	38,118	18,064	31,243
Maintenance Pay Hours	4,381	4,212	4,343	4,614	4,090	4,437	4,064	4,008	4,229	3,673	4,196	4,154	N/A	45,961
No. Maint. Employees	26	26	26	26	26	25	25	25	24	24	25	26	25	25
Maint. Emps/100K Miles	10	10	11	10	10	9	10	10	9	9	9	10	9	1
Unscheduled Absences	6	3	1	1	4	0	2	2	2	2	4	5	1	2

Bus add - 12/09

Note: Some statistics may not be available (n/a) at this time. These will be brought current in future reports.

Route Description Summary

Fixed Route Boardings		Passengers by Revenue Hrs/Miles				Service Days		Fiscal YTD Comparison Passenger Boardings	
May 2011 - Fixed Route Boardings	298,529	Revenue Hours -	May 11	17,485	Weekdays -	May 11	21	Fiscal 2011 YTD	3,032,607
Pavilion	0		May 10	17,969		May 10	20		
Bus Bridge	0	Revenue Miles -	May 11	186,497	Saturdays -	May 11	4	Fiscal 2010 YTD	2,977,705
Special Event	0		May 10	197,369		May 10	5		
					Sundays -	May 11	5		
						May 10	5		
May 2011 Total Boardings	298,529	Passengers per Mile	1.60		Total Days - 2011	30	YTD Trend	98.2%	
May 2010 Total Boardings	285,866	Passengers per Hour	17.07		2010	30	Monthly Trend	95.6%	

May 2011 Fixed Route Passenger Total						May 2011 Weekday Average	May 2011 Passengers per Revenue Hour
Route	Destination Information	Weekday	Saturday	Sunday	Total		
1	Rossmoor / Shadelands	8,388			8,388	399	15.5
2	Rudgear / Walnut Creek	1,421			1,421	68	7.7
4	Walnut Creek Downtown Shuttle	19,082	2,161	2,111	23,354	909	25.8
5	Creekside / Walnut Creek	1,603			1,603	76	8.2
6	Lafayette / Moraga / Orinda	8,514	545	480	9,538	405	13.4
6L	Orinda / Orinda Village	19			19	1	0.9
7	Shadelands / Pleasant Hill / Walnut Creek	4,746			4,746	226	7.0
9	DVC / Walnut Creek	14,253			14,253	679	16.1
10	Concord / Clayton Rd	23,362			23,362	1,112	27.5
11	Treat Blvd / Oak Grove	7,240			7,240	345	19.4
14	Monument Blvd	14,987			14,987	714	17.8
15	Treat Boulevard	12,369			12,369	589	20.7
16	Alhambra Ave / Monument Blvd	18,161			18,161	865	15.0
17	Olivera/Solano / Salvio / North Concord	5,988			5,988	285	15.0
18	Amtrak / Merello / Pleasant Hill	9,944			9,944	474	15.0
19	Amtrak / Pacheco Blvd / Concord	3,383			3,383	161	11.6
20	DVC / Concord	26,660			26,660	1,270	28.6
21	Walnut Creek / San Ramon Transit Center	14,597			14,597	695	15.2
25	Lafayette / Walnut Creek	1,099			1,099	52	4.6
28	North Concord / Martinez	6,802			6,802	324	10.6
35	Dougherty Valley	8,431			8,431	401	12.4
36	San Ramon / Dublin	5,531			5,531	263	9.8
91X	Concord Commuter Express	904			904	43	12.1
92X	Ace Shuttle Express	3,907			3,907	186	22.4
93X	Kirker Pass Express	4,562			4,562	217	17.5
95X	San Ramon / Danville Express	3,878			3,878	185	18.4
96X	Bishop Ranch Express	10,402			10,402	495	16.0
97X	Bishop Ranch Express	2,387			2,387	114	11.8
98X	Martinez Express	7,558			7,558	360	13.6
250 *	Gael Rail Service	51	51	34	136	9	1.9
301	Rossmoor / John Muir Medical Center		316	315	631	0	8.0
311	Concord / Oak Grove / Treat Blvd / WC		944	844	1,788	0	13.0
314	Clayton Rd / Monument Blvd / PH		4,581	4,035	8,617	0	23.3
315	Concord / Willow Pass / Landana		316	277	592	0	9.7
316	Alhambra / Merello / Pleasant Hill		1,397	1,324	2,721	0	17.2
320	DVC / Concord		949	740	1,688	0	15.1
321	San Ramon / Walnut Creek		1,090	1,025	2,115	0	13.3
600's	Select Service	24,770			24,770	1,180	29.2
TOTALS		274,996	12,348	11,185	298,529	13,095	17.1

* Data from Link

** Seasonal Route

Route Description Summary

MARCH 2011 PRODUCTIVITY

(sorted by Pass / Rev Hr - descending order)

Route	Destination Information	Total	Wkday Avg	Passenger / Rev Hr
600's	Select Service	24,770	1,180	29
20	DVC / Concord	26,660	1,270	29
10	Concord / Clayton Rd	23,362	1,112	27
4	Walnut Creek Downtown Shuttle	23,354	909	26
314	Clayton Rd / Monument Blvd / Pleasant Hill	8,617		23
92X	Ace Shuttle Express	3,907	186	22
15	Treat Boulevard	12,369	589	21
11	Treat Blvd / Oak Grove	7,240	345	19
95X	San Ramon / Danville Express	3,878	185	18
14	Monument Blvd	14,987	714	18
93X	Kirker Pass Express	4,562	217	18
316	Alhambra / Merello / Pleasant Hill	2,721		17
9	DVC / Walnut Creek	14,253	679	16
96X	Bishop Ranch Express	10,402	495	16
1	Rossmoor / Shadelands	8,388	399	16
21	Walnut Creek / San Ramon Transit Center	14,597	695	15
320	DVC / Concord	1,688		15
18	Amtrak / Merello / Pleasant Hill	9,944	474	15
17	Olivera/Solano / Salvio / North Concord	5,988	285	15
16	Alhambra Ave / Monument Blvd	18,161	865	15
98X	Martinez Express	7,558	360	14
6	Lafayette / Moraga / Orinda	9,538	405	13
321	San Ramon / Walnut Creek	2,115		13
311	Concord / Oak Grove / Treat Blvd / Walnut Creek	1,788		13
35	Dougherty Valley	8,431	401	12
91X	Concord Commuter Express	904	43	12
97X	Bishop Ranch Express	2,387	114	12
19	Amtrak / Pacheco Blvd / Concord	3,383	161	12
28	North Concord / Martinez	6,802	324	11
36	San Ramon / Dublin	5,531	263	10
315	Concord / Willow Pass / Landana	592		10
5	Creekside / Walnut Creek	1,603	76	8
301	Rossmoor / John Muir Medical Center	631		8
2	Rudgear / Walnut Creek	1,421	68	8
7	Shadelands / Pleasant Hill / Walnut Creek	4,746	226	7
25	Lafayette / Walnut Creek	1,099	52	5
250 *	Gael Rail Service	136	9	2
6L	Orinda / Orinda Village	19	1	1

*NOTE: * Data comes from Link Operators*

*** These are seasonal routes*

Route Description Summary

AVERAGE WEEKDAY BOARDINGS TREND

Route	Destination Information	Jul-10	Aug-10	Sep-10	Oct-10	Nov-10	Dec-10	Jan-11	Feb-11	Mar-11	Apr-11	May-11	Jun-11
1	Rossmoor / Shadelands	412	377	385	394	373	381	386	385	376	422	399	
2	Rudgear / Walnut Creek	67	66	64	53	53	49	77	70	66	67	68	
4	Walnut Creek Downtown Shuttle	1,017	945	915	937	956	973	879	872	863	920	909	
4H**	Walnut Creek Extended Holiday Shuttle				35	35	48			0	0	0	
5	Creekside / Walnut Creek	73	70	74	77	79	76	72	70	75	76	76	
6	Lafayette / Moraga / Orinda	302	340	458	447	398	381	392	407	416	373	405	
6L	Orinda / Orinda Village	7	2	3	5	3	2	4	1	3	2	1	
7	Shadelands / Pleasant Hill / Walnut Creek	237	231	231	215	217	208	229	223	216	220	226	
9	DVC / Walnut Creek	606	570	652	640	589	567	571	595	625	591	679	
10	Concord / Clayton Rd	948	947	1,016	1,039	970	940	994	1,005	1,001	1,046	1,112	
11	Treat Blvd / Oak Grove	287	298	332	318	293	285	308	315	340	329	345	
14	Monument Blvd	699	663	719	714	651	657	678	633	644	644	714	
15	Treat Boulevard	496	464	594	572	497	486	481	532	563	557	589	
16	Alhambra Ave / Monument Blvd	652	662	729	742	701	680	690	703	720	738	865	
17	Oliviera/Solano / Salvio / North Concord	263	273	341	317	296	291	287	287	294	275	285	
18	Amtrak / Merello / Pleasant Hill	404	413	482	469	458	417	411	455	446	450	474	
19	Amtrak / Pacheco Blvd / Concord	158	140	142	141	129	134	143	146	135	151	161	
20	DVC / Concord	1,065	1,053	1,279	1,257	1,189	1,108	1,029	1,211	1,215	1,135	1,270	
21	Walnut Creek / San Ramon Transit Center	645	642	648	625	616	616	604	603	620	629	695	
25	Lafayette / Walnut Creek	40	37	57	54	47	38	55	46	45	49	52	
28	North Concord / Martinez	283	283	306	330	316	274	304	332	332	287	324	
35	Dougherty Valley	356	321	383	389	353	352	372	372	380	384	401	
36	San Ramon / Dublin	237	246	256	268	260	257	259	257	255	262	263	
91X	Concord Commuter Express	43	47	40	42	40	41	39	41	37	43	43	
92X	Ace Shuttle Express	148	158	148	152	171	161	190	186	195	184	186	
93X	Kirker Pass Express	175	174	185	188	175	194	181	184	224	223	217	
95X	San Ramon / Danville Express	110	113	120	121	153	153	174	169	197	182	185	
96X	Bishop Ranch Express	425	395	394	404	425	453	492	488	503	495	495	
97X	Bishop Ranch Express	70	78	75	77	84	83	94	91	108	102	114	
98X	Martinez Express	358	354	385	360	381	362	318	329	342	352	360	
250 *	St Mary's College Gael Rail Shuttle		7	9	9	5	7	7	6	7	8	9	
600's	Select Service	38	398	1,242	1,291	957	848	1,144	1,150	1,148	1,087	1,180	
TOTALS		10,622	10,763	12,658	12,643	11,835	11,516	11,860	12,160	12,387	12,279	13,095	

NOTE: * Data comes from Link Operators ** These are seasonal routes

Route Description Summary

AVERAGE WEEKEND BOARDINGS TREND

Route	Destination Information	Jul-10	Aug-10	Sep-10	Oct-10	Nov-10	Dec-10	Jan-11	Feb-11	Mar-11	Apr-11	May-11	Jun-11
		5 Days	4 Days	4 Days	5 Days	4 Days	5 Days	4 Days	4 Days	4 Days	5 Days	4 Days	4 Days
SATURDAY													
4	Walnut Creek Downtown Shuttle	683	610	540	516	542	574	571	533	473	600	540	
4H **	Walnut Creek Extended Holiday Shuttle					12	61						
6	Lafayette / Moraga / Orinda	67	88	167	136	128	66	120	128	154	145	136	
250 *	St Mary's College Gael Rail Shuttle	0	8	36	23	23	8	22	24	22	14	13	
301	Rossmoor / John Muir Medical Center	90	78	112	94	87	59	91	79	81	97	79	
311	Concord / Oak Grove / Treat Blvd / WC	191	206	221	184	226	208	201	191	182	218	236	
314	Clayton Rd / Monument Blvd / PH	1,040	1,021	1,062	1,065	979	935	957	1,003	942	1,142	1,145	
315	Concord / Willow Pass / Landana	82	74	70	92	56	53	73	82	82	93	79	
316	Alhambra / Merello / Pleasant Hill	291	289	300	293	297	275	309	293	279	332	349	
320	DVC / Concord	206	234	249	207	152	113	164	209	193	224	237	
321	San Ramon / Walnut Creek	272	269	284	252	258	230	283	250	260	278	272	
TOTALS		2,922	2,878	3,040	2,863	2,760	2,582	2,791	2,793	2,667	3,142	3,087	0

Route	Destination Information	Jul-10	Aug-10	Sep-10	Oct-10	Nov-10	Dec-10	Jan-11	Feb-11	Mar-11	Apr-11	May-11	Jun-11
		4 Days	5 Days	4 Days	5 Days	4 Days	4 Days	5 Days	4 Days	4 Days	4 Days	5 Days	4 Days
SUNDAY													
4	Walnut Creek Downtown Shuttle	420	469	457	384	413	350	394	483	356	341	422	
6	Lafayette / Moraga / Orinda	36	61	103	84	89	52	76	91	69	87	96	
250 *	St Mary's College Gael Rail Shuttle		10	18	17	19	5	11	17	7	8	7	
301	Rossmoor / John Muir Medical Center	56	68	87	68	73	66	35	73	58	58	63	
311	Concord / Oak Grove / Treat Blvd / WC	172	159	161	153	153	152	132	153	141	131	169	
314	Clayton Rd / Monument Blvd / PH	772	743	748	702	668	695	687	766	633	763	807	
315	Concord / Willow Pass / Landana	54	54	50	45	46	32	58	68	46	67	55	
316	Alhambra / Merello / Pleasant Hill	172	192	227	154	195	177	203	212	202	197	265	
320	DVC / Concord	91	134	122	115	94	114	125	142	128	142	148	
321	San Ramon / Walnut Creek	143	182	186	165	159	177	159	184	164	176	205	
TOTALS		1,917	2,072	2,158	1,886	1,909	1,817	1,879	2,190	1,805	1,971	2,237	0

NOTE: * Data comes from Link Operators

** These are seasonal routes

Route Description Summary

Route #	Description
1	Rossmoor Shopping Center, Tice Valley Blvd, Boulevard Wy, Oakland Blvd, Trinity Ave , BART Walnut Creek, Ygnacio Valley, Montego, John Muir Medical Center, N Wiget Ln, Shadelands Office Park
2	Rudgear Rd, Stewart Ave, Trotter Wy, Dapplegray Rd, Palmer Rd, Mountain View Blvd, San Miguel Dr, N & S California Blvd, BART Walnut Creek
4	BART Walnut Creek, N California Blvd, Locust St, Mt Diablo Blvd, Broadway Plaza, S Main St, Pringle Ave
4H	Walnut Creek Extended Holiday Service (November 27 thru December 31)
5	BART Walnut Creek, Rivieria Ave, Parkside Dr, N Civic Dr, N Broadway, Lincoln Ave, Mt Pisgah St, S Main St, Creekside Dr
6	BART Orinda, Moraga Wy, Moraga Rd, St Marys Rd, St Mary's College, Mt Diablo Blvd, BART Lafayette
6L	BART Orinda, Orinda Wy
7	BART Pleasant Hill, Treat Blvd, Bancroft Rd, Ygnacio Valley Rd, Shadelands Office Park, Marchbanks, BART Walnut Creek, Riviera Ave, Buena Vista, Geary Rd
9	DVC, Contra Costa Blvd, Ellinwood Wy, JFK University, Gregory Ln, Cleaveland Rd, Boyd Rd, W Hookston Rd, Patterson Blvd, Oak Park Blvd, Coggins Dr, BART Pleasant Hill, N Main St, N California Blvd, BART Walnut Creek
10	BART Concord, Clayton Rd, Center St, Marsh Creek Rd
11	BART Concord, Port Chicago Highway, Salvio St, Mira Vista Terrace, Fry Wy, Clayton Rd, Market St, Meadow Ln, Oak Grove Rd, Treat Blvd, BART Pleasant Hill
14	BART Concord, Oak St, Laguna St, Detroit Ave, Monument Blvd, Mohr Ln, David Ave, Bancroft Rd, Treat Blvd, BART Pleasant Hill
15	BART Concord, Port Chicago Highway, Salvio St, Parkside Dr, Willow Pass Rd, Landana Dr, West St, Clayton Rd, Treat Blvd, BART Pleasant Hill, Oak Rd, N Civic Dr, Ygnacio Valley Rd, BART Walnut Creek
16	BART Concord, Oak St, Galindo St, Monument Blvd, Crescent Plaza, Cleaveland Rd, Gregory Ln, Pleasant Hill Rd, Alhambra Ave, Berrellesa St, Escobar St, Court St, Martinez Amtrak
17	BART Concord, Grant St, East St, Solano Wy, Olivera Rd, Port Chicago Highway, BART North Concord
18	BART Pleasant Hill, Oak Rd, Buskirk Ave, Crescent Plaza, Gregory Ln, Pleasant Hill Rd, Taylor Blvd, Morello Ave, Viking Dr, Contra Costa Blvd, DVC, Old Quarry Rd, Pacheco Blvd, Muir Rd, Arnold Dr, Morello, Pacheco Blvd, Martinez Amtrak
19	BART Concord, Galindo St, Concord Ave, Bisso Ln, Stanwell Dr, John Glenn Dr, Galaxy Wy, Diamond Blvd, Contra Costa Blvd, Pacheco Blvd, Martinez Amtrak
20	BART Concord, Grant St, Concord Blvd, Clayton Rd, Gateway Blvd, Willow Pass Rd, Sun Valley Blvd, Golf Club Rd, DVC
21	BART Walnut Creek, N & S California Blvd, Newell Ave, S Main St, Danville Blvd, Railroad Ave, San Ramon Valley Blvd, Danville Park & Ride, Camino Ramon, Fostoria Wy, San Ramon Transit Center
25	BART Lafayette, Mt Diablo Blvd, Highway 24, Highway 680, BART Walnut Creek
28	BART North Concord, Port Chicago Highway, Bates Ave, Commercial Cir, Pike Ln, Arnold Industrial Wy, Marsh Dr, Contra Costa Blvd, Chilpancingo Pkwy, Old Quarry Rd, DVC, Highway 680, Highway 4, Center Ave, VA Clinic, Howe Rd, Pacheco Blvd, Martinez Amtrak
35	BART Dublin, Dublin Blvd, Dougherty Rd, Bollinger Canyon Rd, E Branch Pkwy, Windemere Pkwy, Sunset Dr, Bishop Dr, Executive Pkwy, San Ramon Transit Center
36	BART Dublin, Dublin Blvd, Village Pkwy, Alcosta Blvd, Fircrest Ln, San Ramon Valley Blvd, Tareyton Ave, Bollinger Canyon Rd, Crow Canyon Rd, Executive Pkwy, San Ramon Transit Center
91X	BART Concord, Galindo St, Concord Ave, John Glenn Dr, Galaxy Wy, Chevron, Diamond Blvd, Willow Pass Rd, Gateway Blvd, Clayton Rd, Oak St
92X	Shadelands Office Park, Ygnacio Valley Rd, Highway 680, Danville Park & Ride, Crow Canyon Rd, Bishop Ranch 15, San Ramon Transit Center, Camino Ramon, ATT, Sunset Dr, Chevron, Ace Train Station Pleasanton
93X	BART Walnut Creek, Ygnacio Valley Rd, Shadelands Office Park, Oak Grove Rd, Kirker Pass Rode, Railroad Ave, Buchanan Rd, Somersville Rd, Fairview Dr, Delta Fair Blvd, Highway 4, Hillcrest Park & Ride
95X	BART Walnut Creek, Highway 680, Crow Canyon Pl, Fostoria Wy, Camino Ramon, San Ramon Transit Center
96X	BART Walnut Creek, Highway 680, Chevron, Bishop Ranch 1, Bishop Ranch 3, Bishop Ranch 6, San Ramon Transit Center, Bishop Ranch 15, Annabel Ln, Bishop Ranch 8, Bishop Dr, Sunset Dr
97X	BART Dublin, Highway 680, Highway 580, Chevron, Bishop Ranch 1, Bishop Ranch 3, Bishop Ranch 6, San Ramon Transit Center, Bishop Ranch 15, Annabel Ln, Bishop Ranch 8, Bishop Dr, Sunset Dr
98X	BART Walnut Creek, N Main St, Highway 680, Sun Valley Blvd, Contra Costa Blvd, Concord Ave, Diamond Blvd., Highway 680, Highway 4, Alhambra Ave, Berrellesa St, Escobar St, Court St, Martinez Amtrak
250	St Mary's College, St Marys Rd, Moraga Rd, Mt Diablo Blvd, BART Lafayette

Route Description Summary

Route #	Description
301	Rossmoor Shopping Center, Tice Valley Blvd, Boulevard Wy, Oakland Blvd, Trinity Ave , BART Walnut Creek, Ygnacio Valley, Montego, John Muir Medical Center
311	BART Concord, Port Chicago Highway, Salvio St, Mira Vista Terrace, Fry Wy, Clayton Rd, Market St, Meadow Ln, Oak Grove Rd, Treat Blvd, BART Pleasant Hill
314	Ayers Rd, Concord Blvd, Kirker Pass Rd, Clayton Rd, BART Concord, Oak St, Laguna St, Detroit Ave, Monument Blvd, Mohr Ln, David Ave, Crescent Plaza, Cleaveland Rd, Gregory Ln, Contra Costa Blvd, DVC
315	BART Concord, Port Chicago Highway, Salvio St, Parkside Dr, Willow Pass Rd, Landana Dr, West St, Clayton Rd
316	BART Pleasant Hill, Oak Rd, Buskirk Ave, Crescent Plaza, Gregory Ln, Contra Costa Blvd, Golf Club Rd, DVC, Old Quarry Rd, Pacheco Blvd, Muir Rd, Arnold Dr, Pacheco Blvd, Morrelo Ave, Martinez Amtrak, Berrellesa St, Alhambra Ave
320	BART Concord, Grant St, Concord Blvd, Clayton Rd, Gateway Blvd, Willow Pass Rd, Diamond Blvd, Concord Ave, Chilpancinco Pkwy, Old Quarry Rd, DVC
321	BART Walnut Creek, N & S California Blvd, Newell Ave, S Main St, Danville Blvd, Railroad Ave, San Ramon Valley Blvd, Camino Ramon, Fostoria Wy, San Ramon Transit Center- Shops at BR.
601	N Civic Dr, Parkside Dr, Riveria Ave, BART Walnut Creek, Trinity Ave, Oakland Blvd, Boulevard Wy, Tice Valley Blvd, Meadow Rd, Castle Hill Rd, Danville Blvd, Hillgrade Ave., Crest Ave, Rossmoor Shopping Center
602	Walnut Blvd, Oro Valley Cir, Mountain View Blvd, Rudgear Rd, Stewart Ave, Trotter Wy, Dapplegray Rd, Palmer Rd, Mountain View Blvd, San Miguel Dr, N & S California Blvd, BART Walnut Creek
603	Camino Pablo, Moraga Rd, St Marys Rd, St Mary's College, Mt Diablo Blvd, BART Lafayette
605	N Civic Dr, N Broadway, Lincoln Ave, Mt Pisgah St, Newell Ave, Lilac Dr, S Main St, Creekside Dr
606	BART Orinda, Orinda Wy, Miner Rd, Honey Hill Rd, Via Las Cruces, Saint Stephens Dr, Orinda Woods Dr, Moraga Wy, Ivy Dr, Moraga Rd, St Marys Rd, St Mary's College, Mt Diablo Blvd, BART Lafayette
607	BART Pleasant Hill, Treat Blvd, Bancroft Rd, Ygnacio Valley Rd, Oak Grove Rd, Walnut Ave
608	VA Clinic, Center Ave, Pacheco Blvd, Contra Costa Blvd, Chilpancinco Pkwy, Old Quarry Rd, DVC
609	BART Walnut Creek, Ygnacio Valley Rd, Marchbanks Dr, Walnut Ave
610	BART Concord, Clayton Rd, Ayers Rd, Concord Blvd, Kirkwood Dr, Oakhurst Dr, Center St, Marsh Creek Rd, Mountaire Pkwy, Mountaire Cir
611	BART Concord, Port Chicago Highway, Salvio St, Mira Vista Terrace, Fry Wy, Clayton Rd, Market St, Meadow Ln, Oak Grove Rd, Treat Blvd, Bancroft Rd, Minert Rd
612	BART Concord, Clayton Rd, Ayers Rd, Concord Blvd, Kirker Pass Rd, Washington Blvd, Pennsylvania Blvd, Pine Hollow Rd, El Camino Dr, Michigan Blvd
613	Minert Rd, Oak Grove Rd, Monument Blvd, Detroit Ave, Laguna St, Oak St, BART Concord
614	BART Concord, Clayton Rd, Michigan Blvd, Pennsylvania Blvd, Pine Hollow Rd, El Camino Dr
615	Concord Blvd, Landana Dr., Willow Pass Rd., Parkside Dr., Salvio St., East St., clayton Rd., Oakland Ave., Mount Diablo St., BART Concord
616	Treat Blvd, Bancroft Rd, Minert Rd, Oak Grove Rd, Monument Blvd, San Miguel Rd, Galindo St, Oak St, BART Concord
619	Minert Rd, Oak Grove Rd, Monument Blvd, Mohr Ln, David Ave, Bancroft Rd, Treat Blvd, BART Pleasant Hill
622	Pine Valley Rd, Broadmoor Dr, Montevideo Dr, Alcosta Blvd, Crow Canyon Rd, Tassajara Ranch Rd, Camino Tassajara
623	Danville Blvd, Stone Valley Rd, Green Valley Rd, Diablo Rd, Hartz Ave, San Ramon Valley Blvd, Sycamore Valley Rd, Camino Tassajara, Tassajara Ranch Rd, Crow Canyon Rd, Anabel Ln
625	Rossmoor Shopping Center, Tice Valley Blvd, Olympic Blvd, Pleasant Hill Rd, Acalanes Ave, Stanley Blvd, Mt Diablo Blvd, BART Lafayette, Happy Valley Rd, Upper Happy Valley Rd, El Nido Ranch Rd, Hidden Valley Rd, Acalanes Rd
626	St Mary's College, St Marys Rd, Rohrer Dr, Moraga Rd, Mt Diablo Blvd, BART Lafayette, Happy Valley Rd, Upper Happy Valley Rd, El Nido Ranch Rd, Hidden Valley Rd, Acalanes Rd
627	BART North Concord, Port Chicago Highway, Bates Ave, Mason Cir
635	Bollinger Canyon Rd, Dougherty Rd, Crow Canyon Rd, Tassajara Ranch Rd, Camino Tassajara, Lusitano St, Charbray St
636	San Ramon Transit Center, Executive Pkwy, Crow Canyon Rd, Bollinger Canyon Rd, San Ramon Valley Blvd, Broadmoor Dr, Alcosta Blvd, Fircrest Ln, Village Pkwy, Dublin Blvd, BART Dublin