



Inter Office Memo

Agenda Item 7.a

TO: O&S Committee

DATE: September 28, 2011

FROM: Laramie Bowron *LB*
Manager of Planning

SUBJ: Fixed Route Reports

Fixed Route Operating Reports for August 2011

I. Monthly Boarding's Data

The following represent the numbers that are most important to staff in evaluating the performance of the fixed route system.

Title	FY, 2012		
	Current Month	YTD Avg	Annual Goal
Total Passengers	269,149		
Average Weekday	10,825	10,725	
Pass/Rev Hour	17.0	16.0	FY11 Goal > 17.0
Missed Trips	0.08%	0.07%	FY11 Goal < 0.25%
Miles between Road Calls	53,944	30,900	FY11 Goal > 18,000

* Based on Standards from updated SRTP

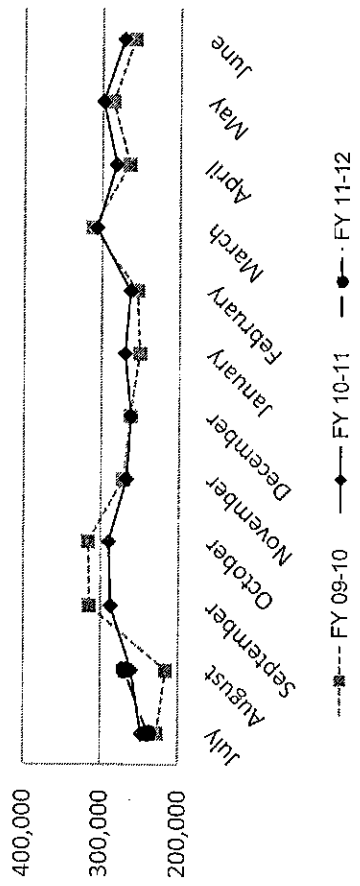
Analysis

Average weekday ridership is slightly higher in August (10,825 passengers) from July (10,625 passengers), which is typical with the addition of school routes. Ridership this year is slightly higher than August of last year (10,763 passengers). Productivity in August was higher to 17.0 passengers per hour from the July level of 15.0 passengers per hour. The fall schedule began on August 21, 2011 and includes school trips.

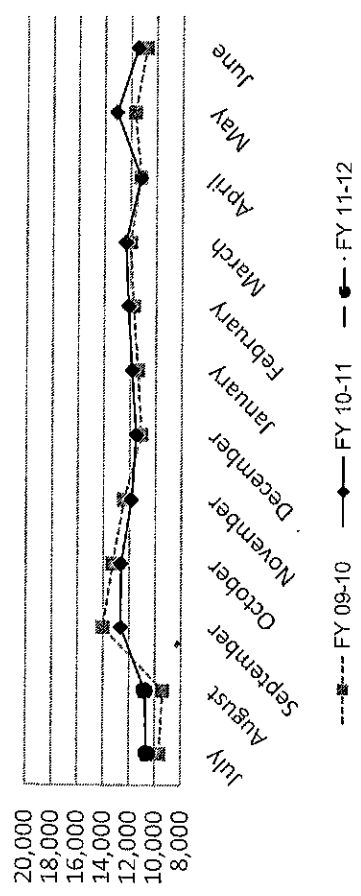
The percentage of missed trips was higher in August (0.08%) as compared to the prior month (July = 0.06%). The YTD average is 0.07% missed trips.

The number of miles between roadcalls was equal to 53,944 miles in August which is higher than the prior month when we experienced 46,361 miles between roadcalls. The year to date average is 30,900 miles between roadcalls.

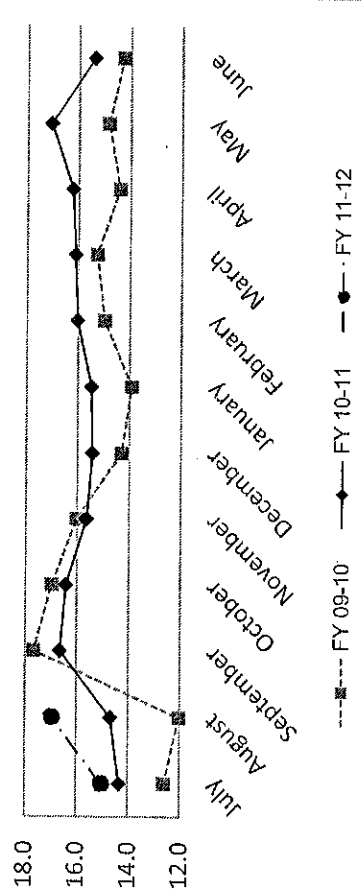
Total Passengers



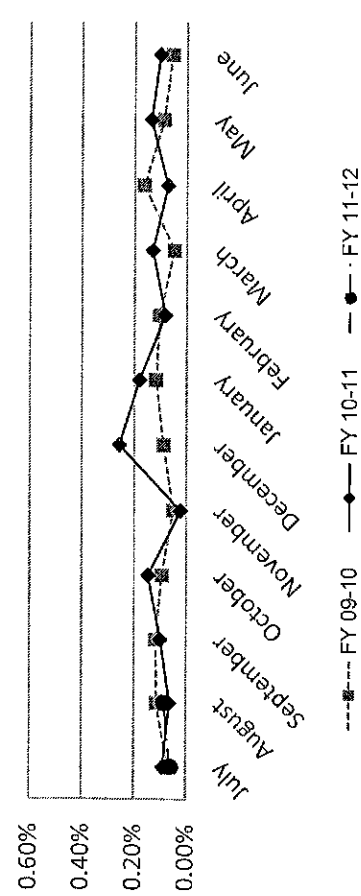
Average Weekday Passengers



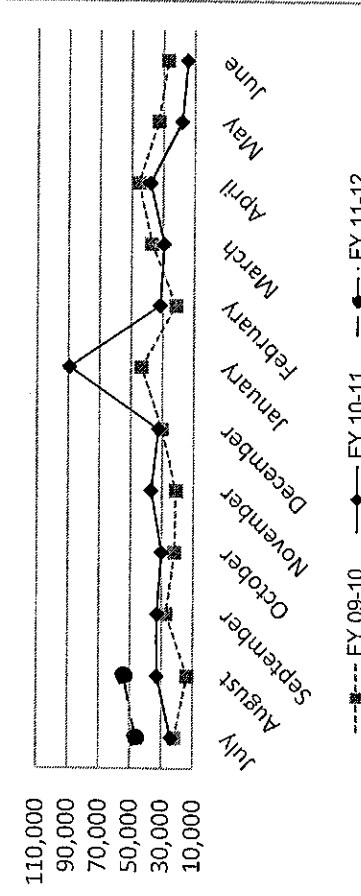
Passengers per Revenue Hour



Missed Trips - % of Trips Scheduled



Miles Between Roadcalls



TRANSPORTATION and MAINTENANCE
Operation Data Summary

TRANSPORTATION	2010												FY10 FISCAL YTD	
	August	September	October	November	December	January	February	March	April	May	June	July		August
Number of Buses	131	131	131	131	131	131	131	131	131	131	131	131	121	129
Totals Hub Miles	262,880	263,567	271,831	258,784	259,176	267,614	252,745	291,732	266,823	270,960	262,262	231,807	269,721	3,429,902
Work Days	31	30	31	29	30	30	28	31	30	30	30	30	31	391
Revenue Hours	17,560	17,210	17,608	17,088	16,985	17,430	16,410	18,793	17,344	17,485	17,635	15,865	18,119	225,533
Operator Pay Hours	30,929	30,043	32,425	30,939	37,371	31,225	28,159	31,195	30,644	31,483	29,272	30,344	31,047	405,076
Number of Operators	166	166	163	162	162	165	165	165	162	166	165	165	162	164
Unscheduled Absences	381	331	469	497	476	411	311	345	296	314	295	428	286	4,840
FT Protection	29	10	74	23	29	45	30	18	20	53	42	60	67	500
Worker Comp.	132	113	164	144	164	115	80	82	84	88	90	61	74	1,391
Sick leave	220	208	231	330	283	251	201	245	192	173	163	307	145	2,949
Collision Accidents	6	3	7	4	8	7	5	8	6	7	5	6	6	78
Passenger Accidents	10	5	6	13	11	3	15	19	10	13	6	15	5	131
Total Chargeable Collisions	1	1	4	1	2	5	3	4	1	1	4	2	4	33
Chargeable/100K Miles	0.38	0.37	1.47	0.38	0.77	1.86	1.18	1.37	0.37	0.36	1.52	0.86	1.48	0.96
Number of Trips Scheduled	23,711	23,382	23,865	23,014	23,042	23,394	22,200	25,240	23,455	23,455	23,503	21,500	23,878	303,639
Number of Trips Missed	15	23	35	5	59	42	18	33	17	32	24	13	20	336
Of Trips Scheduled - % Missed	0.06%	0.10%	0.15%	0.02%	0.26%	0.18%	0.08%	0.13%	0.07%	0.14%	0.10%	0.06%	0.08%	0.11%
Of Trips Missed - Mechanical	7	17	11	2	9	5	14	18	5	15	22	8	6	139
On Time Performance %	93%	92%	93%	86%	94%	97%	95%	97%	95%	93%	94%	93%	93%	93%
MAINTENANCE														
A/C Operative - Avg. %	100%	100%	100%	100%	100%	100%	100%	100%	100%	100%	100%	100%	100%	100%
Lifts Operative - Ave %	100%	100%	100%	100%	100%	100%	100%	100%	100%	99%	100%	100%	100%	100%
PM Complete on Schedule	100%	100%	100%	100%	100%	100%	100%	100%	100%	100%	100%	100%	100%	100%
Total Road Calls	14	14	10	10	12	5	10	15	10	19	26	7	8	160
Road Calls for Mechanical	8	8	9	7	8	3	8	10	7	15	18	5	5	111
Road Calls for Other	6	6	1	3	4	2	2	5	3	4	8	2	3	49

Miles Between Mechanical Road Calls

Bus Numbers	2010												FY10 FISCAL YTD	
	August	September	October	November	December	January	February	March	April	May	June	July		August
100 - 199	12,687	10,056	10,213	12,430	12,372	12,120	10,658	14,016	11,024	12,606	13,156	10,504	10,451	10,451
200 - 299	33,144	12,334	15,935	26,521	14,141	31,605	31,656	8,026	27,689	29,211	17,089	30,673	32,912	32,912
300 - 399	39,070	18,851	38,778	36,116	18,990	33,343	8,663	18,262	37,475	16,592	5,601	31,636	12,167	12,167
400 - 499	28,085	15,046	33,258	30,574	30,446	30,764	26,112	36,547	33,259	35,114	12,787	25,113	31,447	31,447
500 - 519	24,755	25,710	25,160	24,606	50,933	51,424	22,335	53,301	47,902	7,117	16,015	42,248	51,277	51,277
900 - 939	73,039	77,571	25,561	78,204	79,192	89,906	84,529	25,028	43,507	45,641	87,974	77,156	90,065	90,065
2000 - 2099	7,719	19,438	17,866	18,114	12,960	12,864	13,372	11,726	13,806	11,722	3,881	14,477	17,068	17,068
9800 - 9809	11,888	12,623	12,844	7,614	7,013	5,588	7,086	7,403	8,654	7,994	9,806			
Fleet Avg.	32,860	32,946	30,203	36,969	32,397	89,205	31,593	29,173	38,118	18,064	14,370	46,361	53,944	53,944
Maintenance Pay Hours	4,614	4,090	4,437	4,064	4,008	4,229	3,673	4,196	4,154	4,067	3,897	3,976	4,093	4,093
No. Maint. Employees	26	26	25	25	25	24	24	25	26	25	24	25	23	25
Maint. Empls/100K Miles	10	10	9	10	10	9	9	9	10	9	9	11	9	1
Unscheduled Absences	1	4	0	2	2	2	2	4	5	1	0	1	2	2

Note: Some statistics may not be available (n/a) at this time. These will be brought current in future reports.

MONTHLY BOARDINGS
Operations Data Summary

Fixed Route Boardings		Passengers by Revenue Hrs/Miles			Service Days		Fiscal YTD Comparison Passenger Boardings	
August 2011 - Fixed Route Boardings	269,131	Revenue Hours -	August 11	18,119	Weekdays - August 11	23	Fiscal 2012 YTD	507,739
			August 10	17,615	August 10	22		
Bus Bridge	18	Revenue Miles -	August 11	201,212	Saturdays - August 11	4	Fiscal 2011YTD	507,661
			August 10	196,810	August 10	4		
Special Event	0				Sundays - August 11	4		
					August 10	5		
August 2011 Total Boardings	269,149	Passengers per Mile		1.34	Total Days - 2011	31	YTD Trend	100.0%
August 2010 Total Boardings	260,346	Passengers per Hour		14.85	2010	31	Monthly Trend	96.6%

August 2011 Fixed Route Passenger Total						August 2011 Weekday Average	August 2011 Passengers per Revenue Hour
Route	Destination Information	Weekday	Saturday	Sunday	Total		
1	Rossmoor / Shadelands	8,402			8,402	365	14.2
2	Rudgear / Walnut Creek	1,412			1,412	61	6.8
4	Walnut Creek Downtown Shuttle	21,818	2,430	1,697	25,945	949	26.6
5	Creekside / Walnut Creek	1,488			1,488	65	6.8
6	Lafayette / Moraga / Orinda	7,484	238	365	8,087	325	10.0
7	Shadelands / Pleasant Hill / Walnut Creek	5,160			5,160	224	7.0
9	DVC / Walnut Creek	14,025			14,025	610	14.7
10	Concord / Clayton Rd	21,645			21,645	941	24.3
11	Treat Blvd / Oak Grove	6,245			6,245	272	15.3
14	Monument Blvd	13,486			13,486	586	14.9
15	Treat Boulevard	9,655			9,655	420	14.6
16	Alhambra Ave / Monument Blvd	15,585			15,585	678	13.0
17	Olivera/Solano / Salvio / North Concord	5,250			5,250	228	12.3
18	Amtrak / Merello / Pleasant Hill	9,838			9,838	428	13.7
19	Amtrak / Pacheco Blvd / Concord	3,414			3,414	148	10.7
20	DVC / Concord	26,562			26,562	1,155	25.6
21	Walnut Creek / San Ramon Transit Center	13,134			13,134	571	12.1
25	Lafayette / Walnut Creek	1,082			1,082	47	4.1
28	North Concord / Martinez	6,768			6,768	294	9.7
35	Dougherty Valley	7,203			7,203	313	9.6
36	San Ramon / Dublin	5,225			5,225	227	8.5
91X	Concord Commuter Express	943			943	41	10.8
92X	Ace Shuttle Express	4,328			4,328	188	22.7
93X	Kirker Pass Express	4,498			4,498	196	16.1
95X	San Ramon / Danville Express	3,740			3,740	163	16.2
96X	Bishop Ranch Express	10,616			10,616	462	14.4
97X	Bishop Ranch Express	2,366			2,366	103	10.4
98X	Martinez Express	7,406			7,406	322	12.2
250 *	Gael Rail Service	3	12	6	21	3	1.2
301	Rossmoor / John Muir Medical Center		317	250	567	0	7.9
310	Concord Bart / Clayton Rd / Kirker Pass		1,661	1,357	3,018	0	27.4
311	Concord / Oak Grove / Treat Blvd / WC		915	681	1,596	0	13.2
314	Clayton Rd / Monument Blvd / PH		2,403	1,696	4,100	0	22.7
315	Concord / Willow Pass / Landana		296	218	514	0	9.6
316	Alhambra / Merello / Pleasant Hill		1,189	1,026	2,215	0	15.9
320	DVC / Concord		1,051	595	1,646	0	16.2
321	San Ramon / Walnut Creek		1,082	666	1,748	0	12.5
600's	Select Service	10,196			10,196	443	28.9
TOTALS		248,980	11,594	8,557	269,131	10,825	17.0

* Data from Link

** Seasonal Route

Operations Data Summary

AUGUST 2011 PRODUCTIVITY

(sorted by Pass / Rev Hr - decending order)

Route	Destination Information	Total	Wkday Avg	Passenger / Rev Hr
600's	Select Service	10,196	443	29
310	Concord Bart / Clayton Rd / Kirker Pass	3,018		27
4	Walnut Creek Downtown Shuttle	25,945	949	27
20	DVC / Concord	26,562	1,155	26
10	Concord / Clayton Rd	21,645	941	24
314	Clayton Rd / Monument Blvd / Pleasant Hill	4,100		23
92X	Ace Shuttle Express	4,328	188	23
95X	San Ramon / Danville Express	3,740	163	16
320	DVC / Concord	1,646		16
93X	Kirker Pass Express	4,498	196	16
316	Alhambra / Merello / Pleasant Hill	2,215		16
11	Treat Blvd / Oak Grove	6,245	272	15
14	Monument Blvd	13,486	586	15
9	DVC / Walnut Creek	14,025	610	15
15	Treat Boulevard	9,655	420	15
96X	Bishop Ranch Express	10,616	462	14
1	Rossmoor / Shadelands	8,402	365	14
18	Amtrak / Merello / Pleasant Hill	9,838	428	14
311	Concord / Oak Grove / Treat Blvd / Walnut Creek	1,596		13
16	Alhambra Ave / Monument Blvd	15,585	678	13
321	San Ramon / Walnut Creek	1,748		12
17	Olivera/Solano / Salvio / North Concord	5,250	228	12
98X	Martinez Express	7,406	322	12
21	Walnut Creek / San Ramon Transit Center	13,134	571	12
91X	Concord Commuter Express	943	41	11
19	Amtrak / Pacheco Blvd / Concord	3,414	148	11
97X	Bishop Ranch Express	2,366	103	10
6	Lafayette / Moraga / Orinda / Orinda Village	8,087	325	10
28	North Concord / Martinez	6,768	294	10
35	Dougherty Valley	7,203	313	10
315	Concord / Willow Pass / Landana	514		10
36	San Ramon / Dublin	5,225	227	9
301	Rossmoor / John Muir Medical Center	567		8
7	Shadelands / Pleasant Hill / Walnut Creek	5,160	224	7
2	Rudgear / Walnut Creek	1,412	61	7
5	Creekside / Walnut Creek	1,488	65	7
25	Lafayette / Walnut Creek	1,082	47	4
250 *	Gael Rail Service	21	3	1

*NOTE: * Data comes from Link Operators ** These are seasonal routes*

Operations Data Summary

AVERAGE WEEKDAY BOARDINGS TREND

Route	Destination Information	Sep-10	Oct-10	Nov-10	Dec-10	Jan-11	Feb-11	Mar-11	Apr-11	May-11	Jun-11	Jul-11	Aug-11
1	Rossmoor / Shadelands	385	394	373	381	386	385	376	422	399	393	393	365
2	Ruedgear / Walnut Creek	64	53	53	49	77	70	66	67	68	56	62	61
4	Walnut Creek Downtown Shuttle	915	937	956	973	879	872	863	920	909	948	993	949
4H **	Walnut Creek Extended Holiday Shuttle			35	48								
5	Creekside / Walnut Creek	74	77	79	76	72	70	75	76	76	76	73	65
6	Lafayette / Moraga / Orinda	461	452	400	383	396	408	418	375	406	307	308	325
7	Shadelands / Pleasant Hill / Walnut Creek	231	215	217	208	229	223	216	220	226	231	233	224
9	DVC / Walnut Creek	652	640	589	567	571	595	625	591	679	658	589	610
10	Concord / Clayton Rd	1,016	1,059	970	940	994	1,005	1,001	1,046	1,112	1,034	948	941
11	Treat Blvd / Oak Grove	332	318	293	285	308	315	340	329	345	273	254	272
14	Monument Blvd	719	714	651	657	678	633	644	644	714	661	661	586
15	Treat Boulevard	594	572	497	486	481	532	563	557	589	488	462	420
16	Alhambra Ave / Monument Blvd	729	742	701	680	690	703	720	738	865	842	745	678
17	Olivera/Solano / Salvio / North Concord	341	317	296	291	287	287	294	275	285	243	248	228
18	Amtrak / Merello / Pleasant Hill	482	469	458	417	411	455	446	450	474	418	402	428
19	Amtrak / Pacheco Blvd / Concord	142	141	129	134	143	146	135	151	161	146	153	148
20	DVC / Concord	1,279	1,257	1,189	1,108	1,029	1,211	1,215	1,135	1,270	1,108	1,037	1,155
21	Walnut Creek / San Ramon Transit Center	648	625	616	616	604	603	620	629	695	656	598	571
25	Lafayette / Walnut Creek	57	54	47	38	55	46	45	49	52	53	54	47
28	North Concord / Martinez	306	330	316	274	304	332	332	287	324	302	271	294
35	Dougherty Valley	383	389	353	352	372	372	380	384	401	356	341	313
36	San Ramon / Dublin	256	268	260	257	259	257	255	262	263	249	244	227
91X	Concord Commuter Express	40	42	40	41	39	41	37	43	43	44	43	41
92X	Ace Shuttle Express	148	152	171	161	190	186	195	184	186	204	181	188
93X	Kirker Pass Express	185	188	175	194	181	184	224	223	217	202	178	196
95X	San Ramon / Danville Express	120	121	153	153	174	169	197	182	185	177	169	163
96X	Bishop Ranch Express	394	404	425	453	492	488	503	495	495	514	502	462
97X	Bishop Ranch Express	75	77	84	83	94	91	108	102	114	95	110	103
98X	Martinez Express	385	360	381	362	318	329	342	352	360	338	329	322
250 *	St Mary's College Gael Rati Shuttle	9	9	5	7	7	6	7	8	9			3
600's	Select Service	1,242	1,291	957	848	1,144	1,150	1,148	1,087	1,180	400	41	443
TOTALS		12,658	12,643	11,835	11,516	11,860	12,160	12,387	12,279	13,095	11,469	10,625	10,825

NOTE: * Data comes from Link Operators ** These are seasonal routes

Operations Data Summary

AVERAGE WEEKEND BOARDINGS TREND

Route	Destination Information	Sep-11	Oct-11	Nov-11	Dec-11	Jan-12	Feb-12	Mar-12	Apr-12	May-12	Jun-12	Jul-12	Aug-11
		4 Days	5 Days	4 Days	5 Days	4 Days	4 Days	4 Days	5 Days	4 Days	4 Days	4 Days	5 Days
SATURDAY													
4	Walnut Creek Downtown Shuttle	540	516	542	574	571	533	473	600	540	513	568	607
4H **	Walnut Creek Extended Holiday Shuttle			12	61								
6	Lafayette / Moraga / Orinda	167	136	128	66	120	128	154	145	136	101	93	60
250 *	St Mary's College Gael Rail Shuttle	36	23	23	8	22	24	22	14	13			3
301	Rossmoor / John Muir Medical Center	112	94	87	59	91	79	81	97	79	82	112	79
310	Concord Bart / Clayton Rd / Kirker Pass												415
311	Concord / Oak Grove / Treat Blvd / WC	221	184	226	208	201	191	182	218	236	218	229	229
314	Clayton Rd / Monument Blvd / PH	1,062	1,065	979	935	957	1,003	942	1,142	1,145	1,078	1,139	601
315	Concord / Willow Pass / Landana	70	92	56	53	73	82	82	93	79	57	78	74
316	Alhambra / Merello / Pleasant Hill	300	293	297	275	309	293	279	332	349	287	331	297
320	DVC / Concord	249	207	152	113	164	209	193	224	237	221	277	263
321	San Ramon / Walnut Creek	284	252	258	230	283	250	260	278	272	238	267	270
TOTALS		3,040	2,863	2,760	2,582	2,791	2,793	2,667	3,142	3,087	2,796	3,094	2,899

Route	Destination Information	Sep-10	Oct-10	Nov-10	Dec-10	Jan-11	Feb-11	Mar-11	Apr-11	May-11	Jun-11	Jul-12	Aug-11
		4 Days	5 Days	4 Days	4 Days	5 Days	4 Days	4 Days	4 Days	5 Days	4 Days	4 Days	5 Days
SUNDAY													
4	Walnut Creek Downtown Shuttle	457	384	413	350	394	483	356	341	422	402	416	424
6	Lafayette / Moraga / Orinda	103	84	89	52	76	91	69	87	96	49	63	91
250 *	St Mary's College Gael Rail Shuttle	18	17	19	5	11	17	7	8	7			2
301	Rossmoor / John Muir Medical Center	87	68	73	66	35	73	58	58	63	62	59	63
310	Concord Bart / Clayton Rd / Kirker Pass												339
311	Concord / Oak Grove / Treat Blvd / WC	161	153	153	152	132	153	141	131	169	163	181	170
314	Clayton Rd / Monument Blvd / PH	748	702	668	695	687	766	633	763	807	767	770	424
315	Concord / Willow Pass / Landana	50	45	46	32	58	68	46	67	55	44	80	54
316	Alhambra / Merello / Pleasant Hill	227	154	195	177	203	212	202	197	265	215	227	256
320	DVC / Concord	122	115	94	114	125	142	128	142	148	138	141	149
321	San Ramon / Walnut Creek	186	165	159	177	159	184	164	176	205	178	187	167
TOTALS		2,158	1,886	1,909	1,817	1,879	2,190	1,805	1,971	2,237	2,017	2,123	2,139

NOTE: * Data comes from Link Operators ** These are seasonal routes

Route Description Summary

Route #	Description
1	Rossmoor Shopping Center, Tice Valley Blvd, Boulevard Wy, Oakland Blvd, Trinity Ave , BART Walnut Creek, Ygnacio Valley, Montego, John Muir Medical Center, N Wiget Ln, Shadelands Office Park
2	Rudgear Rd, Stewart Ave, Trotter Wy, Dapplegray Rd, Palmer Rd, Mountain View Blvd, San Miguel Dr, N & S California Blvd, BART Walnut Creek
4	BART Walnut Creek, N California Blvd, Locust St, Mt Diablo Blvd, Broadway Plaza, S Main St, Pringle Ave
4H	Walnut Creek Extended Holiday Service (November 27 thru December 31)
5	BART Walnut Creek, Rivieria Ave, Parkside Dr, N Civic Dr, N Broadway, Lincoln Ave, Mt Pisgah St, S Main St, Creekside Dr
6	BART Orinda, Orinda Village, Orinda Wy, Moraga Wy, Moraga Rd, St Marys Rd, St Mary's College, Mt Diablo Blvd, BART Lafayette
7	BART Pleasant Hill, Treat Blvd, Bancroft Rd, Ygnacio Valley Rd, Shadelands Office Park, Marchbanks, BART Walnut Creek, Riviera Ave, Buena Vista, Geary Rd
9	DVC, Contra Costa Blvd, Ellinwood Wy, JFK University, Gregory Ln, Cleaveland Rd, Boyd Rd, W Hookston Rd, Patterson Blvd, Oak Park Blvd, Coggins Dr, BART Pleasant Hill, N Main St, N California Blvd, BART Walnut Creek
10	BART Concord, Clayton Rd, Center St, Marsh Creek Rd
11	BART Concord, Port Chicago Highway, Salvio St, Mira Vista Terrace, Fry Wy, Clayton Rd, Market St, Meadow Ln, Oak Grove Rd, Treat Blvd, BART Pleasant Hill
14	BART Concord, Oak St, Laguna St, Detroit Ave, Monument Blvd, Mohr Ln, David Ave, Bancroft Rd, Treat Blvd, BART Pleasant Hill
15	BART Concord, Port Chicago Highway, Salvio St, Parkside Dr, Willow Pass Rd, Landana Dr, West St, Clayton Rd, Treat Blvd, BART Pleasant Hill, Oak Rd, N Civic Dr, Ygnacio Valley Rd, BART Walnut Creek
16	BART Concord, Oak St, Galindo St, Monument Blvd, Crescent Plaza, Cleaveland Rd, Gregory Ln, Pleasant Hill Rd, Alhambra Ave, Berrellesa St, Escobar St, Court St, Martinez Amtrak
17	BART Concord, Grant St, East St, Solano Wy, Olivera Rd, Port Chicago Highway, BART North Concord
18	BART Pleasant Hill, Oak Rd, Buskirk Ave, Crescent Plaza, Gregory Ln, Pleasant Hill Rd, Taylor Blvd, Morello Ave, Viking Dr, Contra Costa Blvd, DVC, Old Quarry Rd, Pacheco Blvd, Muir Rd, Arnold Dr, Morello, Pacheco Blvd, Martinez Amtrak
19	BART Concord, Galindo St, Concord Ave, Bisso Ln, Stanwell Dr, John Glenn Dr, Galaxy Wy, Diamond Blvd, Contra Costa Blvd, Pacheco Blvd, Martinez Amtrak
20	BART Concord, Grant St, Concord Blvd, Clayton Rd, Gateway Blvd, Willow Pass Rd, Sun Valley Blvd, Golf Club Rd, DVC
21	BART Walnut Creek, N & S California Blvd, Newell Ave, S Main St, Danville Blvd, Railroad Ave, San Ramon Valley Blvd, Danville Park & Ride, Camino Ramon, Fostoria Wy, San Ramon Transit Center
25	BART Lafayette, Mt Diablo Blvd, Highway 24, Highway 680, BART Walnut Creek
28	BART North Concord, Port Chicago Highway, Bates Ave, Commercial Cir, Pike Ln, Arnold Industrial Wy, Marsh Dr, Contra Costa Blvd, Chilpancingo Pkwy, Old Quarry Rd, DVC, Highway 680, Highway 4, Center Ave, VA Clinic, Howe Rd, Pacheco Blvd, Martinez Amtrak
35	BART Dublin, Dublin Blvd, Dougherty Rd, Bollinger Canyon Rd, E Branch Pkwy, Windemere Pkwy, Sunset Dr, Bishop Dr, Executive Pkwy, San Ramon Transit Center
36	BART Dublin, Dublin Blvd, Village Pkwy, Alcosta Blvd, Fircrest Ln, San Ramon Valley Blvd, Tareyton Ave, Bollinger Canyon Rd, Crow Canyon Rd, Executive Pkwy, San Ramon Transit Center
91X	BART Concord, Galindo St, Concord Ave, John Glenn Dr, Galaxy Wy, Chevron, Diamond Blvd, Willow Pass Rd, Gateway Blvd, Clayton Rd, Oak St
92X	Shadelands Office Park, Ygnacio Valley Rd, Highway 680, Danville Park & Ride, Crow Canyon Rd, Bishop Ranch 15, San Ramon Transit Center, Camino Ramon, ATT, Sunset Dr, Chevron, Ace Train Station Pleasanton
93X	BART Walnut Creek, Ygnacio Valley Rd, Shadelands Office Park, Oak Grove Rd, Kirker Pass Rode, Railroad Ave, Buchanan Rd, Somersville Rd, Fairview Dr, Delta Fair Blvd, Highway 4, Hillcrest Park & Ride
95X	BART Walnut Creek, Highway 680, Crow Canyon Pl, Fostoria Wy, Camino Ramon, San Ramon Transit Center
96X	BART Walnut Creek, Highway 680, Chevron, Bishop Ranch 1, Bishop Ranch 3, Bishop Ranch 6, San Ramon Transit Center, Bishop Ranch 15, Annabel Ln, Bishop Ranch 8, Bishop Dr, Sunset Dr
97X	BART Dublin, Highway 680, Highway 580, Chevron, Bishop Ranch 1, Bishop Ranch 3, Bishop Ranch 6, San Ramon Transit Center, Bishop Ranch 15, Annabel Ln, Bishop Ranch 8, Bishop Dr, Sunset Dr
98X	BART Walnut Creek, N Main St, Highway 680, Sun Valley Blvd, Contra Costa Blvd, Concord Ave, Diamond Blvd., Highway 680, Highway 4, Alhambra Ave, Berrellesa St, Escobar St, Court St, Martinez Amtrak
250	St Mary's College, St Marys Rd, Moraga Rd, Mt Diablo Blvd, BART Lafayette

Route Description Summary

Route #	Description
260	Cal State, East Bay, Concord Bart
301	Rossmoor Shopping Center, Tice Valley Blvd, Boulevard Wy, Oakland Blvd, Trinity Ave , BART Walnut Creek, Ygnacio Valley, Montego, John Muir Medical Center
310	Concord Bart, Clayton Rd, Kirker Pass
311	BART Concord, Port Chicago Highway, Salvio St, Mira Vista Terrace, Fry Wy, Clayton Rd, Market St, Meadow Ln, Oak Grove Rd, Treat Blvd, BART Pleasant Hill
314	Ayers Rd, Concord Blvd, Kirker Pass Rd, Clayton Rd, BART Concord, Oak St, Laguna St, Detroit Ave, Monument Blvd, Mohr Ln, David Ave, Crescent Plaza, Cleaveland Rd, Gregory Ln, Contra Costa Blvd, DVC
315	BART Concord, Port Chicago Highway, Salvio St, Parkside Dr, Willow Pass Rd, Landana Dr, West St, Clayton Rd
316	BART Pleasant Hill, Oak Rd, Buskirk Ave, Crescent Plaza, Gregory Ln, Contra Costa Blvd, Golf Club Rd, DVC, Old Quarry Rd, Pacheco Blvd, Muir Rd, Arnold Dr, Pacheco Blvd, Morrelo Ave, Martinez Amtrak, Berrellesa St, Alhambra Ave
320	BART Concord, Grant St, Concord Blvd, Clayton Rd, Gateway Blvd, Willow Pass Rd, Diamond Blvd, Concord Ave, Chilpancingo Pkwy, Old Quarry Rd, DVC
321	BART Walnut Creek, N & S California Blvd, Newell Ave, S Main St, Danville Blvd, Railroad Ave, San Ramon Valley Blvd, Camino Ramon, Fostoria Wy, San Ramon Transit Center- Shops at BR.
601	N Civic Dr, Parkside Dr, Riveria Ave, BART Walnut Creek, Trinity Ave, Oakland Blvd, Boulevard Wy, Tice Valley Blvd, Meadow Rd, Castle Hill Rd, Danville Blvd, Hillgrade Ave,, Crest Ave, Rossmoor Shopping Center
602	Walnut Blvd, Oro Valley Cir, Mountain View Blvd, Rudgear Rd, Stewart Ave, Trotter Wy, Dapplegray Rd, Palmer Rd, Mountain View Blvd, San Miguel Dr, N & S California Blvd, BART Walnut Creek
603	Camino Pablo, Moraga Rd, St Marys Rd, St Mary's College, Mt Diablo Blvd, BART Lafayette
605	N Civic Dr, N Broadway, Lincoln Ave, Mt Pisgah St, Newell Ave, Lilac Dr, S Main St, Creekside Dr
606	BART Orinda, Orinda Wy, Miner Rd, Honey Hill Rd, Via Las Cruces, Saint Stephens Dr, Orinda Woods Dr, Moraga Wy, Ivy Dr, Moraga Rd, St Marys Rd, St Mary's College, Mt Diablo Blvd, BART Lafayette
608	VA Clinic, Center Ave, Pacheco Blvd, Contra Costa Blvd, Chilpancingo Pkwy, Old Quarry Rd, DVC
609	BART Walnut Creek, Ygnacio Valley Rd, Marchbanks Dr, Walnut Ave
610	BART Concord, Clayton Rd, Ayers Rd, Concord Blvd, Kirkwood Dr, Oakhurst Dr, Center-St, Marsh Creek Rd, Mountaire Pkwy, Mountaire Cir
611	BART Concord, Port Chicago Highway, Salvio St, Mira Vista Terrace, Fry Wy, Clayton Rd, Market St, Meadow Ln, Oak Grove Rd, Treat Blvd, Bancroft Rd, Minert Rd
612	BART Concord, Clayton Rd, Ayers Rd, Concord Blvd, Kirker Pass Rd, Washington Blvd, Pennsylvania Blvd, Pine Hollow Rd, El Camino Dr, Michigan Blvd
613	Minert Rd, Oak Grove Rd, Monument Blvd, Detroit Ave, Laguna St, Oak St, BART Concord
614	BART Concord, Clayton Rd, Michigan Blvd, Pennsylvania Blvd, Pine Hollow Rd, El Camino Dr
615	Concord Blvd, Landana Dr., Willow Pass Rd., Parkside Dr., Salvio St., East St., clayton Rd., Oakland Ave., Mount Diablo St., BART Concord
616	Treat Blvd, Bancroft Rd, Minert Rd, Oak Grove Rd, Monument Blvd, San Miguel Rd, Galindo St, Oak St, BART Concord
619	Minert Rd, Oak Grove Rd, Monument Blvd, Mohr Ln, David Ave, Bancroft Rd, Treat Blvd, BART Pleasant Hill
622	Pine Valley Rd, Broadmoor Dr, Montevideo Dr, Alcosta Blvd, Crow Canyon Rd, Tassajara Ranch Rd, Camino Tassajara
623	Danville Blvd, Stone Valley Rd, Green Valley Rd, Diablo Rd, Hartz Ave, San Ramon Valley Blvd, Sycamore Valley Rd, Camino Tassajara, Tassajara Ranch Rd, Crow Canyon Rd, Anabel Ln
625	Rossmoor Shopping Center, Tice Valley Blvd, Olympic Blvd, Pleasant Hill Rd, Acalanes Ave, Stanley Blvd, Mt Diablo Blvd, BART Lafayette, Happy Valley Rd, Upper Happy Valley Rd, El Nido Ranch Rd, Hidden Valley Rd, Acalanes Rd
626	St Mary's College, St Marys Rd, Rohrer Dr, Moraga Rd, Mt Diablo Blvd, BART Lafayette, Happy Valley Rd, Upper Happy Valley Rd, El Nido Ranch Rd, Hidden Valley Rd, Acalanes Rd
627	BART North Concord, Port Chicago Highway, Bates Ave, Mason Cir
635	Bollinger Canyon Rd, Dougherty Rd, Crow Canyon Rd, Tassajara Ranch Rd, Camino Tassajara, Lusitano St, Charbray St
636	San Ramon Transit Center, Executive Pkwy, Crow Canyon Rd, Bollinger Canyon Rd, San Ramon Valley Blvd, Broadmoor Dr, Alcosta Blvd, Fircrest Ln, Village Pkwy, Dublin Blvd, BART Dublin