

Agenda Item 7.a

TO: O&S Committee

DATE: December 20, 2011

FROM: Anne Muzzini
Director of Planning & Marketing

SUBJ: Fixed Route Reports

Fixed Route Operating Reports for November 2011

1. Monthly Boarding's Data

The following represent the numbers that are most important to staff in evaluating the performance of the fixed route system.

FY 2012

<u>Title</u>	<u>Current Month</u>	<u>YTD Avg</u>	<u>Annual Goal</u>
Total Passengers	258,636		
Average Weekday	11,394	11,541	
Pass/Rev Hour	15.1	16.0	FY11 Goal > 17.0
Missed Trips	0.08%	0.09%	FY11 Goal < 0.25%
Miles between Road Calls	26,017	31,876	FY11 Goal > 18,000

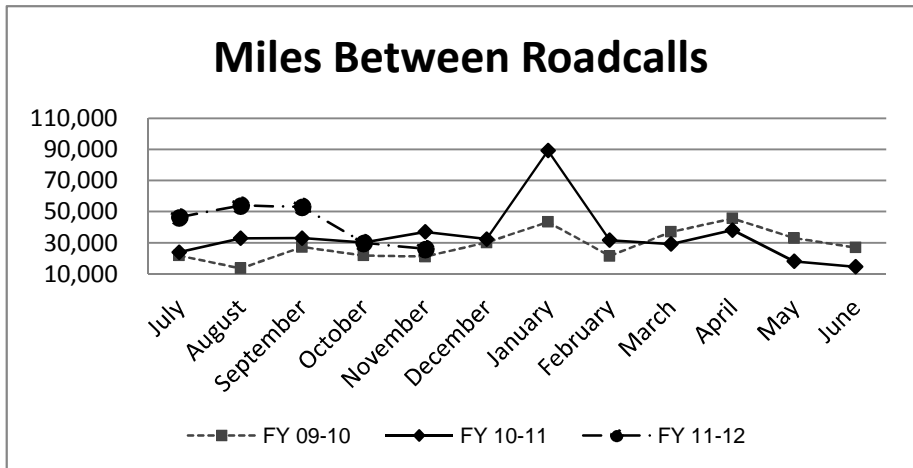
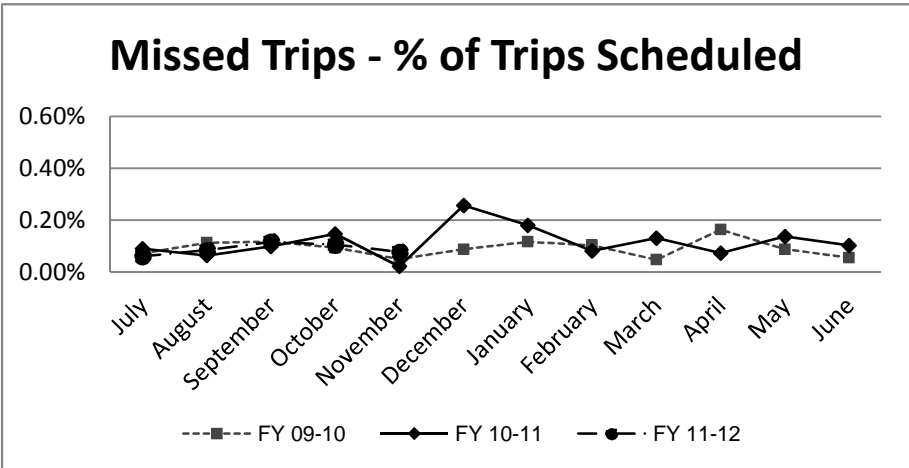
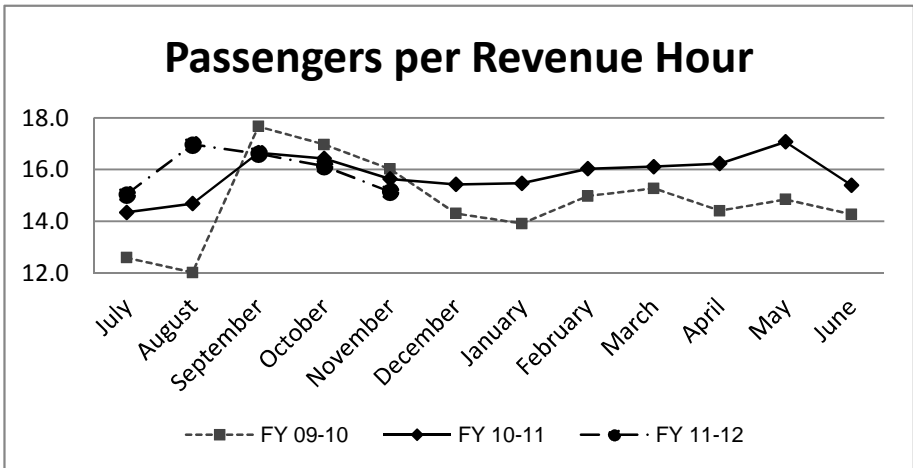
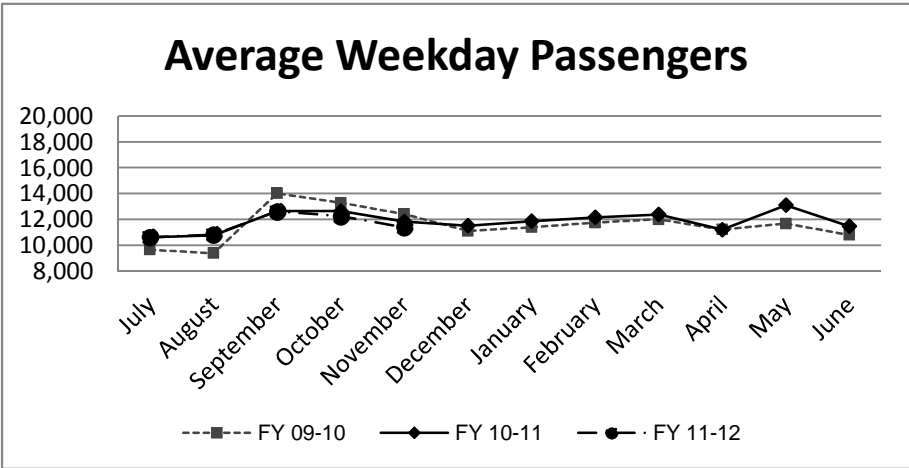
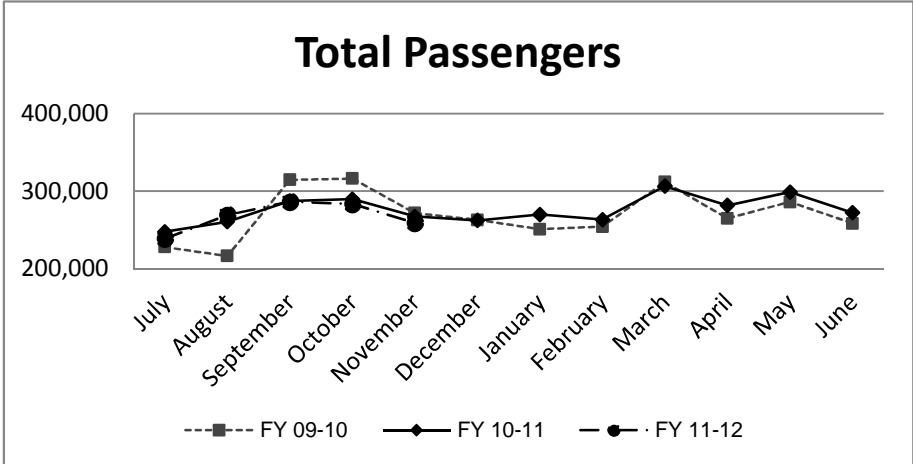
* Based on Standards from updated SRTP

Analysis

Average weekday ridership is lower in November (11,394 passengers) from October (12,246 passengers). School vacations are a contributing factor for the lower student passenger count. Average ridership this year is slightly lower compared to November of last year (11,835 passengers). Productivity in November is lower to 15.1 passengers per hour from the October level of 16 passengers per hour.

The percentage of missed trips was lower in November (0.08%) when compared to October's 0.11%. The YTD average is 0.09% missed trips.

The number of miles between roadcalls was equal to 26,017 miles in November which is lower than the prior month when we experienced 29,899 miles between roadcalls. The year to date average is 31,876 miles between roadcalls.



**TRANSPORTATION and MAINTANCE
Operation Data Summary**

TRANSPORTATION	2010 October	2010 November	2010 December	2011 January	2011 February	2011 March	2011 April	2011 May	2011 June	2011 July	2011 August	2011 September	2011 October	2011 November	13-Month Totals
Number of Buses	131	131	131	131	131	131	131	131	131	121	121	121	121	121	127
Totals Hub Miles	271,831	258,784	259,176	267,614	252,745	291,732	266,823	270,960	262,262	231,807	269,721	264,940	269,092	260,169	3,697,656
Work Days	31	29	30	30	28	31	30	30	30	30	31	29	31	29	419
Revenue Hours	17,608	17,088	16,985	17,430	16,410	18,793	17,344	17,485	17,635	15,865	18,119	17,221	17,566	17,081	242,631
Operator Pay Hours	32,425	30,939	37,371	31,225	28,159	31,195	30,644	31,483	29,272	30,344	31,047	30,692	29,729	29,324	404,526
Number of Operators	163	162	162	165	165	165	162	166	165	165	162	162	162	162	163
Unscheduled Absences	469	497	476	411	311	345	296	314	295	428	286	337	197	303	4,965
FT Protection	74	23	29	45	30	18	20	53	42	60	67	42	34	53	590
Worker Comp.	164	144	164	115	80	82	84	88	90	61	74	82	109	115	1,452
Sick leave	231	330	283	251	201	245	192	173	163	307	145	213	54	135	2,923
Collision Accidents	7	4	8	7	5	8	6	7	5	6	6	7	5	6	87
Passenger Accidents	6	13	11	3	15	19	10	13	6	15	5	9	17	12	154
Total Chargeable Collisions	4	1	2	5	3	4	1	1	4	2	4	3	1	4	39
Chargeable/100K Miles	1.47	0.38	0.77	1.86	1.18	1.37	0.37	0.36	1.52	0.86	1.48	1.13	0.37	1.53	1.05
Number of Trips Scheduled	23,865	23,014	23,042	23,394	22,200	25,240	23,455	23,455	23,503	21,500	23,878	23,255	23,739	23,256	326,796
Number of Trips Missed	35	5	59	42	18	33	17	32	24	13	20	27	25	18	368
Of Trips Scheduled - % Missed	0.15%	0.02%	0.26%	0.18%	0.08%	0.13%	0.07%	0.14%	0.10%	0.06%	0.08%	0.12%	0.11%	0.08%	0.11%
Of Trips Missed - Mechanical	11	2	9	5	14	18	5	15	22	8	6	16	14	13	158
On Time Performance %	93%	86%	94%	97%	95%	97%	95%	93%	94%	93%	93%	91%	90%	95%	93%
MAINTENANCE															
A/C Operative - Avg. %	100%	100%	100%	100%	100%	100%	100%	100%	100%	100%	100%	100%	100%	100%	100%
Lifts Operative - Ave %	100%	100%	100%	100%	100%	100%	100%	99%	100%	100%	100%	100%	100%	100%	100%
PM Complete on Schedule	100%	100%	100%	100%	100%	100%	100%	100%	100%	100%	100%	100%	100%	100%	100%
Total Road Calls	10	10	12	5	10	15	10	19	26	7	8	12	9	14	167
Road Calls for Mechanical	9	7	8	3	8	10	7	15	18	5	5	5	6	10	116
Road Calls for Other	1	3	4	2	2	5	3	4	8	2	3	7	3	4	51
Miles Between Mechanical Road Calls															
Bus Numbers															
100 - 199	10,213	12,430	12,372	12,120	10,658	14,016	11,024	12,606	13,156	10,504	10,451	11,933	11,714	10,034	
200 - 299	15,935	26,521	14,141	31,605	31,656	8,026	27,689	29,211	17,089	30,673	32,912	33,165	11,770	28,653	
300 - 399	38,778	36,116	18,990	33,343	8,663	18,262	37,475	16,592	5,601	31,636	12,167	34,484	18,219	20,226	
400 - 499	33,258	30,574	30,446	30,764	26,112	36,547	33,259	35,114	12,787	25,113	31,447	8,414	31,903	30,953	
500 - 519	25,160	24,606	50,933	51,424	22,335	53,301	47,902	7,117	16,015	42,248	51,277	49,334	49,376	23,634	
900 - 939	25,561	78,204	79,192	89,906	84,529	25,028	43,507	45,641	87,974	77,156	90,065	87,870	90,495	23,475	<i>Bus add - 12/09</i>
2000 - 2099	17,866	18,114	12,960	12,864	13,372	11,726	13,806	11,722	3,881	14,477	17,068	14,499	13,855	8,910	<i>Out of Service July 2011</i>
9800 - 9809	12,844	7,614	7,013	5,588	7,086	7,403	8,654	7,994	9,806						
Fleet Avg.	30,203	36,969	32,397	89,205	31,593	29,173	38,118	18,064	14,570	46,361	53,944	52,988	29,899	26,017	31,876
Maintenance Pay Hours	4,437	4,064	4,008	4,229	3,673	4,196	4,154	4,067	3,897	3,976	4,093	3,744	4,086	4,160	56,784
No. Maint. Employees	25	25	25	24	24	25	26	25	24	25	23	24	22	27	25
Maint. Emps/100K Miles	9	10	10	9	9	9	10	9	9	11	9	9	8	10	1
Unscheduled Absences	0	2	2	2	2	4	5	1	0	1	2	3	1	3	2

Note: Some statistics may not be available (n/a) at this time. These will be brought current in future reports.

MONTHLY BOARDINGS
Operations Data Summary

Fixed Route Boardings		Passengers by Revenue Hrs/Miles		Service Days		Fiscal YTD Comparison Passenger Boardings	
November 2011 - Fixed Route Boardings	258,636	Revenue Hours - November 11	17,081	Weekdays - November 11	21	Fiscal 2012 YTD	1,335,844
		November 10	17,088	November 10	21		
Bus Bridge	0	Revenue Miles - November 11	191,017	Saturdays - November 11	4	Fiscal 2011YTD	1,351,576
Special Event	0	November 10	190,053	November 10	4		
				Sundays - November 11	4		
				November 10	4		
November 2011 Total Boardings	258,636	Passengers per Mile	1.35	Total Days - 2011	29	YTD Trend	-1.2%
November 2010 Total Boardings	267,216	Passengers per Hour	15.14	2010	29	Monthly Trend	-3.2%

November 2011 Fixed Route Passenger Total						November 2011	November 2011
Route	Destination Information	Weekday	Saturday	Sunday	Total	Weekday Average	Passengers per Revenue Hour
1	Rossmoor / Shadelands	7,458			7,458	355	13.8
2	Rudgear / Walnut Creek	1,265			1,265	60	7.2
4	Walnut Creek Downtown Shuttle	18,984	2,164	1,657	22,805	904	25.4
4H **	Walnut Creek Extended Holiday Service	82	62		144	4	13.0
5	Creekside / Walnut Creek	1,330			1,330	63	6.6
6	Lafayette / Moraga / Orinda	9,800	498	506	10,805	467	150.3
7	Shadelands / Pleasant Hill / Walnut Creek	4,297			4,297	205	6.4
9	DVC / Walnut Creek	11,825			11,825	563	13.8
10	Concord / Clayton Rd	20,532			20,532	978	25.2
11	Treat Blvd / Oak Grove	6,496			6,496	309	17.4
14	Monument Blvd	12,496			12,496	595	15.1
15	Treat Boulevard	9,900			9,900	471	16.5
16	Alhambra Ave / Monument Blvd	13,536			13,536	645	12.4
17	Olivera/Solano / Salvio / North Concord	4,266			4,266	203	10.9
18	Amtrak / Merello / Pleasant Hill	9,040			9,040	430	13.8
19	Amtrak / Pacheco Blvd / Concord	2,746			2,746	131	9.5
20	DVC / Concord	24,240			24,240	1,154	25.6
21	Walnut Creek / San Ramon Transit Center	12,355			12,355	588	12.4
25	Lafayette / Walnut Creek	1,175			1,175	56	4.9
28	North Concord / Martinez	6,248			6,248	298	9.9
35	Dougherty Valley	7,024			7,024	334	10.3
36	San Ramon / Dublin	4,783			4,783	228	8.5
91X	Concord Commuter Express	702			702	33	9.3
92X	Ace Shuttle Express	3,897			3,897	186	23.3
93X	Kirker Pass Express	4,163			4,163	198	16.3
95X	San Ramon / Danville Express	3,419			3,419	163	16.2
96X	Bishop Ranch Express	9,476			9,476	451	14.3
97X	Bishop Ranch Express	1,724			1,724	82	8.3
98X	Martinez Express	6,721			6,721	320	12.1
250 *	Gael Rail Service	115	119	79	313	16	5.7
260 *	Cal State East Bay / Concord Bart	72			72	4	1.1
301	Rossmoor / John Muir Medical Center		288	151	439	0	12.3
310	Concord Bart / Clayton Rd / Kirker Pass		1,627	1,190	2,817	0	52.3
311	Concord / Oak Grove / Treat Blvd / WC		800	626	1,426	0	23.6
314	Clayton Rd / Monument Blvd / PH		2,444	1,748	4,192	0	38.4
315	Concord / Willow Pass / Landana		330	212	542	0	20.3
316	Alhambra / Merello / Pleasant Hill		1,199	750	1,949	0	28.0
320	DVC / Concord		771	543	1,314	0	25.8
321	San Ramon / Walnut Creek		890	716	1,606	0	23.0
600's	Select Service	19,100			19,100	910	29.4
TOTALS		239,266	11,191	8,179	258,636	11,394	15.1

* Data from Link ** Seasonal Route

Operations Data Summary

NOVEMBER 2011 PRODUCTIVITY

(sorted by Pass / Rev Hr - descending order)

Route	Destination Information	Total	Wkday Avg	Passenger / Rev Hr
6	Lafayette / Moraga / Orinda / Orinda Village	10,805	467	150
310	Concord Bart / Clayton Rd / Kirker Pass	2,817	0	52
314	Clayton Rd / Monument Blvd / Pleasant Hill	4,192	0	38
600's	Select Service	19,100	910	29
316	Alhambra / Merello / Pleasant Hill	1,949	0	28
320	DVC / Concord	1,314	0	26
20	DVC / Concord	24,240	1,154	26
4	Walnut Creek Downtown Shuttle	22,805	904	25
10	Concord / Clayton Rd	20,532	978	25
311	Concord / Oak Grove / Treat Blvd / Walnut Creek	1,426	0	24
92X	Ace Shuttle Express	3,897	186	23
321	San Ramon / Walnut Creek	1,606	0	23
315	Concord / Willow Pass / Landana	542	0	20
11	Treat Blvd / Oak Grove	6,496	309	17
15	Treat Boulevard	9,900	471	17
93X	Kirker Pass Express	4,163	198	16
95X	San Ramon / Danville Express	3,419	163	16
14	Monument Blvd	12,496	595	15
96X	Bishop Ranch Express	9,476	451	14
18	Amtrak / Merello / Pleasant Hill	9,040	430	14
1	Rossmoor / Shadelands	7,458	355	14
9	DVC / Walnut Creek	11,825	563	14
4H **	Walnut Creek Extended Holiday Service	144	4	13
21	Walnut Creek / San Ramon Transit Center	12,355	588	12
16	Alhambra Ave / Monument Blvd	13,536	645	12
301	Rossmoor / John Muir Medical Center	439	0	12
98X	Martinez Express	6,721	320	12
17	Olivera/Solano / Salvio / North Concord	4,266	203	11
35	Dougherty Valley	7,024	334	10
28	North Concord / Martinez	6,248	298	10
19	Amtrak / Pacheco Blvd / Concord	2,746	131	9
91X	Concord Commuter Express	702	33	9
36	San Ramon / Dublin	4,783	228	9
97X	Bishop Ranch Express	1,724	82	8
2	Rudgear / Walnut Creek	1,265	60	7
5	Creekside / Walnut Creek	1,330	63	7
7	Shadelands / Pleasant Hill / Walnut Creek	4,297	205	6
250 *	Gael Rail Service	313	16	6
25	Lafayette / Walnut Creek	1,175	56	5
260 *	Cal State East Bay / Concord Bart	72	4	1

NOTE: * Data comes from Link Operators

** These are seasonal routes

Operations Data Summary

AVERAGE WEEKDAY BOARDINGS TREND

Route	Destination Information	Nov-10	Dec-10	Jan-11	Feb-11	Mar-11	Apr-11	May-11	Jun-11	Jul-11	Aug-11	Sep-11	Oct-11	Nov-11
1	Rossmoor / Shadelands	373	381	386	385	376	422	399	393	393	365	368	361	355
2	Rudgear / Walnut Creek	53	49	77	70	66	67	68	56	62	61	64	70	60
4	Walnut Creek Downtown Shuttle	956	973	879	872	863	920	909	948	993	949	960	905	904
4H **	Walnut Creek Extended Holiday Shuttle	35	48											4
5	Creekside / Walnut Creek	79	76	72	70	75	76	76	76	73	65	70	73	63
6	Lafayette / Moraga / Orinda	400	383	396	408	418	375	406	307	308	325	513	498	467
7	Shadelands / Pleasant Hill / Walnut Creek	217	208	229	223	216	220	226	231	233	224	217	210	205
9	DVC / Walnut Creek	589	567	571	595	625	591	679	658	589	610	602	602	563
10	Concord / Clayton Rd	970	940	994	1,005	1,001	1,046	1,112	1,034	948	941	1,079	1,046	978
11	Treat Blvd / Oak Grove	293	285	308	315	340	329	345	273	254	272	330	307	309
14	Monument Blvd	651	657	678	633	644	644	714	661	661	586	639	635	595
15	Treat Boulevard	497	486	481	532	563	557	589	488	462	420	519	502	471
16	Alhambra Ave / Monument Blvd	701	680	690	703	720	738	865	842	745	678	745	711	645
17	Olivera/Solano / Salvio / North Concord	296	291	287	287	294	275	285	243	248	228	247	228	203
18	Amtrak / Merello / Pleasant Hill	458	417	411	455	446	450	474	418	402	428	490	469	430
19	Amtrak / Pacheco Blvd / Concord	129	134	143	146	135	151	161	146	153	148	153	147	131
20	DVC / Concord	1,189	1,108	1,029	1,211	1,215	1,135	1,270	1,108	1,037	1,155	1,242	1,205	1,154
21	Walnut Creek / San Ramon Transit Center	616	616	604	603	620	629	695	656	598	571	633	626	588
25	Lafayette / Walnut Creek	47	38	55	46	45	49	52	53	54	47	54	56	56
28	North Concord / Martinez	316	274	304	332	332	287	324	302	271	294	323	287	298
35	Dougherty Valley	353	352	372	372	380	384	401	356	341	313	377	350	334
36	San Ramon / Dublin	260	257	259	257	255	262	263	249	244	227	261	274	228
91X	Concord Commuter Express	40	41	39	41	37	43	43	44	43	41	40	34	33
92X	Ace Shuttle Express	171	161	190	186	195	184	186	204	181	188	189	177	186
93X	Kirker Pass Express	175	194	181	184	224	223	217	202	178	196	198	207	198
95X	San Ramon / Danville Express	153	153	174	169	197	182	185	177	169	163	177	176	163
96X	Bishop Ranch Express	425	453	492	488	503	495	495	514	502	462	477	483	451
97X	Bishop Ranch Express	84	83	94	91	108	102	114	95	110	103	107	98	82
98X	Martinez Express	381	362	318	329	342	352	360	338	329	322	338	340	320
250 *	St Mary's College Gael Rail Shuttle	5	7	7	6	7	8	9			3	15	14	16
260 *	Cal State East Bay / Concord Bart												5	4
600's	Select Service	957	848	1,144	1,150	1,148	1,087	1,180	400	41	443	1,194	1,161	910
TOTALS		11,835	11,516	11,860	12,160	12,387	12,279	13,095	11,469	10,625	10,825	12,615	12,246	11,394

*NOTE: * Data comes from Link Operators ** These are seasonal routes*

Operations Data Summary

AVERAGE WEEKEND BOARDINGS TREND

Route	Destination Information	Nov-10	Dec-10	Jan-11	Feb-11	Mar-11	Apr-11	May-11	Jun-11	Jul-11
SATURDAY		<i>4 Days</i>	<i>5 Days</i>	<i>4 Days</i>	<i>4 Days</i>	<i>4 Days</i>	<i>5 Days</i>	<i>4 Days</i>	<i>4 Days</i>	<i>5 Days</i>
4	Walnut Creek Downtown Shuttle	542	574	571	533	473	600	540	513	568
4H **	Walnut Creek Extended Holiday Shuttle	12	61							
6	Lafayette / Moraga / Orinda	128	66	120	128	154	145	136	101	93
250 *	St Mary's College Gael Rail Shuttle	23	8	22	24	22	14	13		
301	Rossmoor / John Muir Medical Center	87	59	91	79	81	97	79	82	112
310	Concord Bart / Clayton Rd / Kirker Pass									0
311	Concord / Oak Grove / Treat Blvd / WC	226	208	201	191	182	218	236	218	229
314	Clayton Rd / Monument Blvd / PH	979	935	957	1,003	942	1,142	1,145	1,078	1,139
315	Concord / Willow Pass / Landana	56	53	73	82	82	93	79	57	78
316	Alhambra / Merello / Pleasant Hill	297	275	309	293	279	332	349	287	331
320	DVC / Concord	152	113	164	209	193	224	237	221	277
321	San Ramon / Walnut Creek	258	230	283	250	260	278	272	238	267
TOTALS		2,760	2,582	2,791	2,793	2,667	3,142	3,087	2,796	3,094

Route	Destination Information	Nov-10	Dec-10	Jan-11	Feb-11	Mar-11	Apr-11	May-11	Jun-11	Jul-11
SUNDAY		<i>4 Days</i>	<i>4 Days</i>	<i>5 Days</i>	<i>4 Days</i>	<i>4 Days</i>	<i>4 Days</i>	<i>5 Days</i>	<i>4 Days</i>	<i>5 Days</i>
4	Walnut Creek Downtown Shuttle	413	350	394	483	356	341	422	402	416
6	Lafayette / Moraga / Orinda	89	52	76	91	69	87	96	49	63
250 *	St Mary's College Gael Rail Shuttle	19	5	11	17	7	8	7		
301	Rossmoor / John Muir Medical Center	73	66	35	73	58	58	63	62	59
310	Concord Bart / Clayton Rd / Kirker Pass									
311	Concord / Oak Grove / Treat Blvd / WC	153	152	132	153	141	131	169	163	181
314	Clayton Rd / Monument Blvd / PH	668	695	687	766	633	763	807	767	770
315	Concord / Willow Pass / Landana	46	32	58	68	46	67	55	44	80
316	Alhambra / Merello / Pleasant Hill	195	177	203	212	202	197	265	215	227
320	DVC / Concord	94	114	125	142	128	142	148	138	141
321	San Ramon / Walnut Creek	159	177	159	184	164	176	205	178	187
TOTALS		1,909	1,817	1,879	2,190	1,805	1,971	2,237	2,017	2,123

NOTE: * Data comes from Link Operators ** These are seasonal routes

Route Description Summary

Route #	Description
1	Rossmoor Shopping Center, Tice Valley Blvd, Boulevard Wy, Oakland Blvd, Trinity Ave , BART Walnut Creek, Ygnacio Valley, Montego, John Muir Medical Center, N Wiget Ln, Shadelands Office Park
2	Rudgear Rd, Stewart Ave, Trotter Wy, Dapplegray Rd, Palmer Rd, Mountain View Blvd, San Miguel Dr, N & S California Blvd, BART Walnut Creek
4	BART Walnut Creek, N California Blvd, Locust St, Mt Diablo Blvd, Broadway Plaza, S Main St, Pringle Ave
4H	Walnut Creek Extended Holiday Service (November 27 thru December 31)
5	BART Walnut Creek, Rivieria Ave, Parkside Dr, N Civic Dr, N Broadway, Lincoln Ave, Mt Pisgah St, S Main St, Creekside Dr
6	BART Orinda, Orinda Village, Orinda Wy, Moraga Wy, Moraga Rd, St Marys Rd, St Mary's College, Mt Diablo Blvd, BART Lafayette
7	BART Pleasant Hill, Treat Blvd, Bancroft Rd, Ygnacio Valley Rd, Shadelands Office Park, Marchbanks, BART Walnut Creek, Riviera Ave, Buena Vista, Geary Rd
9	DVC, Contra Costa Blvd, Ellinwood Wy, JFK University, Gregory Ln, Cleaveland Rd, Boyd Rd, W Hookston Rd, Patterson Blvd, Oak Park Blvd, Coggins Dr, BART Pleasant Hill, N Main St, N California Blvd, BART Walnut Creek
10	BART Concord, Clayton Rd, Center St, Marsh Creek Rd
11	BART Concord, Port Chicago Highway, Salvio St, Mira Vista Terrace, Fry Wy, Clayton Rd, Market St, Meadow Ln, Oak Grove Rd, Treat Blvd, BART Pleasant Hill
14	BART Concord, Oak St, Laguna St, Detroit Ave, Monument Blvd, Mohr Ln, David Ave, Bancroft Rd, Treat Blvd, BART Pleasant Hill
15	BART Concord, Port Chicago Highway, Salvio St, Parkside Dr, Willow Pass Rd, Landana Dr, West St, Clayton Rd, Treat Blvd, BART Pleasant Hill, Clayton Rd, N Civic Dr, Ygnacio Valley Rd, BART Walnut Creek
16	BART Concord, Oak St, Galindo St, Monument Blvd, Crescent Plaza, Cleaveland Rd, Gregory Ln, Pleasant Hill Rd, Alhambra Ave, Berrellesa St, Escobar St, Court St, Martinez Amtrak
17	BART Concord, Grant St, East St, Solano Wy, Olivera Rd, Port Chicago Highway, BART North Concord
18	BART Pleasant Hill, Oak Rd, Buskirk Ave, Crescent Plaza, Gregory Ln, Pleasant Hill Rd, Taylor Blvd, Morello Ave, Viking Dr, Contra Costa Blvd, DVC, Old Quarry Rd, Pacheco Blvd, Muir Rd, Arnold Dr, Morello, Pacheco Blvd, Martinez Amtrak
19	BART Concord, Galindo St, Concord Ave, Bisso Ln, Stanwell Dr, John Glenn Dr, Galaxy Wy, Diamond Blvd, Contra Costa Blvd, Pacheco Blvd, Martinez Amtrak
20	BART Concord, Grant St, Concord Blvd, Clayton Rd, Gateway Blvd, Willow Pass Rd, Sun Valley Blvd, Golf Club Rd, DVC
21	BART Walnut Creek, N & S California Blvd, Newell Ave, S Main St, Danville Blvd, Railroad Ave, San Ramon Valley Blvd, Danville Park & Ride, Camino Ramon, Fostoria Wy, San Ramon Transit Center
25	BART Lafayette, Mt Diablo Blvd, Highway 24, Highway 680, BART Walnut Creek
28	BART North Concord, Port Chicago Highway, Bates Ave, Commercial Cir, Pike Ln, Arnold Industrial Wy, Marsh Dr, Contra Costa Blvd, Chilpancingo Pkwy, Old Quarry Rd, DVC, Highway 680, Highway 4, Center Ave, VA Clinic, Howe Rd, Pacheco Blvd, Martinez Amtrak
35	BART Dublin, Dublin Blvd, Dougherty Rd, Bollinger Canyon Rd, E Branch Pkwy, Windemere Pkwy, Sunset Dr, Bishop Dr, Executive Pkwy, San Ramon Transit Center
36	BART Dublin, Dublin Blvd, Village Pkwy, Alcosta Blvd, Fircrest Ln, San Ramon Valley Blvd, Tareyton Ave, Bollinger Canyon Rd, Crow Canyon Rd, Executive Pkwy, San Ramon Transit Center
91X	BART Concord, Galindo St, Concord Ave, John Glenn Dr, Galaxy Wy, Chevron, Diamond Blvd, Willow Pass Rd, Gateway Blvd, Clayton Rd, Oak St
92X	Shadelands Office Park, Ygnacio Valley Rd, Highway 680, Danville Park & Ride, Crow Canyon Rd, Bishop Ranch 15, San Ramon Transit Center, Camino Ramon, ATT, Sunset Dr, Chevron, Ace Train Station Pleasanton
93X	BART Walnut Creek, Ygnacio Valley Rd, Shadelands Office Park, Oak Grove Rd, Kirker Pass Rode, Railroad Ave, Buchanan Rd, Somersville Rd, Fairview Dr, Delta Fair Blvd, Highway 4, Hillcrest Park & Ride
95X	BART Walnut Creek, Highway 680, Crow Canyon Pl, Fostoria Wy, Camino Ramon, San Ramon Transit Center

Route Description Summary

Route #	Description
96X	BART Walnut Creek, Highway 680, Chevron, Bishop Ranch 1, Bishop Ranch 3, Bishop Ranch 6, San Ramon Transit Center, Bishop Ranch 15, Annabel Ln, Bishop Ranch 8, Bishop Dr, Sunset Dr
97X	BART Dublin, Highway 680, Highway 580, Chevron, Bishop Ranch 1, Bishop Ranch 3, Bishop Ranch 6, San Ramon Transit Center, Bishop Ranch 15, Annabel Ln, Bishop Ranch 8, Bishop Dr, Sunset Dr
98X	BART Walnut Creek, N Main St, Highway 680, Sun Valley Blvd, Contra Costa Blvd, Concord Ave, Diamond Blvd., Highway 680, Highway 4, Alhambra Ave, Berrellesa St, Escobar St, Court St, Martinez Amtrak
250	St Mary's College, St Marys Rd, Moraga Rd, Mt Diablo Blvd, BART Lafayette
260	Cal State, East Bay, Concord Bart
301	Rossmoor Shopping Center, Tice Valley Blvd, Boulevard Wy, Oakland Blvd, Trinity Ave , BART Walnut Creek, Ygnacio Valley, Montego, John Muir Medical Center
310	Concord Bart, Clayton Rd, Kirker Pass
311	BART Concord, Port Chicago Highway, Salvio St, Mira Vista Terrace, Fry Wy, Clayton Rd, Market St, Meadow Ln, Oak Grove Rd, Treat Blvd, BART Pleasant Hill
314	Ayers Rd, Concord Blvd, Kirker Pass Rd, Clayton Rd, BART Concord, Oak St, Laguna St, Detroit Ave, Monument Blvd, Mohr Ln, David Ave, Cresce Plaza, Cleaveland Rd, Gregory Ln, Contra Costa Blvd, DVC
315	BART Concord, Port Chicago Highway, Salvio St, Parkside Dr, Willow Pass Rd, Landana Dr, West St, Clayton Rd
316	BART Pleasant Hill, Oak Rd, Buskirk Ave, Crescent Plaza, Gregory Ln, Contra Costa Blvd, Golf Club Rd, DVC, Old Quarry Rd, Pacheco Blvd, Muir Arnold Dr, Pacheco Blvd, Morrelo Ave, Martinez Amtrak, Berrellesa St, Alhambra Ave
320	BART Concord, Grant St, Concord Blvd, Clayton Rd, Gateway Blvd, Willow Pass Rd, Diamond Blvd, Concord Ave, Chilpancinco Pkwy, Old Quarry DVC
321	BART Walnut Creek, N & S California Blvd, Newell Ave, S Main St, Danville Blvd, Railroad Ave, San Ramon Valley Blvd, Camino Ramon, Fostoria Wy, San Ramon Transit Center- Shops at BR.
601	N Civic Dr, Parkside Dr, Riveria Ave, BART Walnut Creek, Trinity Ave, Oakland Blvd, Boulevard Wy, Tice Valley Blvd, Meadow Rd, Castle Hill Rd, Danville Blvd, Hillgrade Ave., Crest Ave, Rossmoor Shopping Center
602	Walnut Blvd, Oro Valley Cir, Mountain View Blvd, Rudgear Rd, Stewart Ave, Trotter Wy, Dapplegray Rd, Palmer Rd, Mountain View Blvd, San Miguel Dr, N & S California Blvd, BART Walnut Creek
603	Camino Pablo, Moraga Rd, St Marys Rd, St Mary's College, Mt Diablo Blvd, BART Lafayette
605	N Civic Dr, N Broadway, Lincoln Ave, Mt Pisgah St, Newell Ave, Lilac Dr, S Main St, Creekside Dr
606	BART Orinda, Orinda Wy, Miner Rd, Honey Hill Rd, Via Las Cruces, Saint Stephens Dr, Orinda Woods Dr, Moraga Wy, Ivy Dr, Moraga Rd, St Marys Rd, St Mary's College, Mt Diablo Blvd, BART Lafayette
608	VA Clinic, Center Ave, Pacheco Blvd, Contra Costa Blvd, Chilpancinco Pkwy, Old Quarry Rd, DVC
609	BART Walnut Creek, Ygnacio Valley Rd, Marchbanks Dr, Walnut Ave
610	BART Concord, Clayton Rd, Ayers Rd, Concord Blvd, Kirkwood Dr, Oakhurst Dr, Center St, Marsh Creek Rd, Mountaire Pkwy, Mountaire Cir
611	BART Concord, Port Chicago Highway, Salvio St, Mira Vista Terrace, Fry Wy, Clayton Rd, Market St, Meadow Ln, Oak Grove Rd, Treat Blvd, Bancroft Rd, Minert Rd
612	BART Concord, Clayton Rd, Ayers Rd, Concord Blvd, Kirker Pass Rd, Washington Blvd, Pennsylvania Blvd, Pine Hollow Rd, El Camino Dr, Michigan Blvd
613	Minert Rd, Oak Grove Rd, Monument Blvd, Detroit Ave, Laguna St, Oak St, BART Concord
614	BART Concord, Clayton Rd, Michigan Blvd, Pennsylvania Blvd, Pine Hollow Rd, El Camino Dr
615	Concord Blvd, Landana Dr., Willow Pass Rd., Parkside Dr., Salvio St., East St., clayton Rd., Oakland Ave., Mount Diablo St., BART Concord
616	Treat Blvd, Bancroft Rd, Minert Rd, Oak Grove Rd, Monument Blvd, San Miguel Rd, Galindo St, Oak St, BART Concord

Route Description Summary

Route #	Description
619	Minert Rd, Oak Grove Rd, Monument Blvd, Mohr Ln, David Ave, Bancroft Rd, Treat Blvd, BART Pleasant Hill
622	Pine Valley Rd, Broadmoor Dr, Montevideo Dr, Alcosta Blvd, Crow Canyon Rd, Tassajara Ranch Rd, Camino Tassajara
623	Danville Blvd, Stone Valley Rd, Green Valley Rd, Diablo Rd, Hartz Ave, San Ramon Valley Blvd, Sycamore Valley Rd, Camino Tassajara, Tassajara Ranch Rd, Crow Canyon Rd, Anabel Ln
625	Rossmoor Shopping Center, Tice Valley Blvd, Olympic Blvd, Pleasant Hill Rd, Acalanes Ave, Stanley Blvd, Mt Diablo Blvd, BART Lafayette, Happy Valley Rd, Upper Happy Valley Rd, El Nido Ranch Rd, Hidden Valley Rd, Acalanes Rd
626	St Mary's College, St Marys Rd, Rohrer Dr, Moraga Rd, Mt Diablo Blvd, BART Lafayette, Happy Valley Rd, Upper Happy Valley Rd, El Nido Ranch Rd, Hidden Valley Rd, Acalanes Rd
627	BART North Concord, Port Chicago Highway, Bates Ave, Mason Cir
635	Bollinger Canyon Rd, Dougherty Rd, Crow Canyon Rd, Tassajara Ranch Rd, Camino Tassajara, Lusitano St, Charbray St
636	San Ramon Transit Center, Executive Pkwy, Crow Canyon Rd, Bollinger Canyon Rd, San Ramon Valley Blvd, Broadmoor Dr, Alcosta Blvd, Fircrest Village Pkwy, Dublin Blvd, BART Dublin