

Visitors Overview

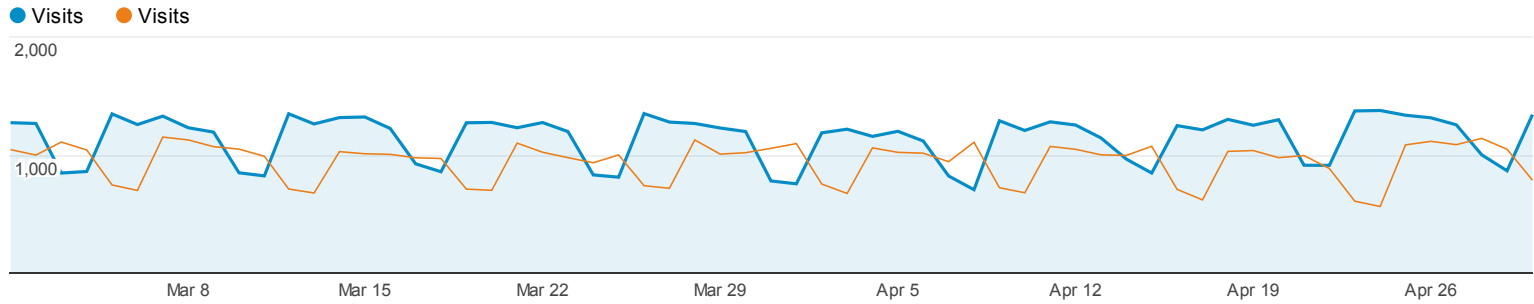
Mar 1, 2012 - Apr 30, 2012

100.00% of total visits

Mar 1, 2011 - Apr 30, 2011

100.00% of total visits

Overview



32,797 people visited this site

Visits: 21.22%
69,664 vs 57,471

Unique Visitors: 17.02%
32,797 vs 28,027

Pageviews: 14.94%
208,291 vs 181,219

Pages/Visit: -5.18%
2.99 vs 3.15

Avg. Visit Duration: -15.27%
00:02:51 vs 00:03:22

Bounce Rate: 10.38%
38.05% vs 34.47%















% New Visits: -4.95%
38.66% vs 40.67%



38.71% New Visitor
26,970 Visits

61.29% Returning Visitor
42,694 Visits

| Language | Visits | % Visits |
|----------------------------|----------------|---------------|
| 1. en-us | | |
| Mar 1, 2012 - Apr 30, 2012 | 53,199 | 76.37% |
| Mar 1, 2011 - Apr 30, 2011 | 47,370 | 82.42% |
| % Change | 12.31% | -7.35% |
| 2. en | | |
| Mar 1, 2012 - Apr 30, 2012 | 13,454 | 19.31% |
| Mar 1, 2011 - Apr 30, 2011 | 7,435 | 12.94% |
| % Change | 80.95% | 49.28% |
| 3. zh-cn | | |
| Mar 1, 2012 - Apr 30, 2012 | 698 | 1.00% |
| Mar 1, 2011 - Apr 30, 2011 | 344 | 0.60% |
| % Change | 102.91% | 67.39% |
| 4. en_us | | |

| | | | |
|-----|----------------------------|----------------|---|
| | Mar 1, 2012 - Apr 30, 2012 | 474 |  0.68% |
| | Mar 1, 2011 - Apr 30, 2011 | 411 |  0.72% |
| | % Change | 15.33% | -4.86% |
| 5. | es-es | | |
| | Mar 1, 2012 - Apr 30, 2012 | 298 |  0.43% |
| | Mar 1, 2011 - Apr 30, 2011 | 174 |  0.30% |
| | % Change | 71.26% | 41.29% |
| 6. | ja-jp | | |
| | Mar 1, 2012 - Apr 30, 2012 | 198 |  0.28% |
| | Mar 1, 2011 - Apr 30, 2011 | 256 |  0.45% |
| | % Change | -22.66% | -36.19% |
| 7. | ko-kr | | |
| | Mar 1, 2012 - Apr 30, 2012 | 171 |  0.25% |
| | Mar 1, 2011 - Apr 30, 2011 | 162 |  0.28% |
| | % Change | 5.56% | -12.92% |
| 8. | ko | | |
| | Mar 1, 2012 - Apr 30, 2012 | 166 |  0.24% |
| | Mar 1, 2011 - Apr 30, 2011 | 205 |  0.36% |
| | % Change | -19.02% | -33.20% |
| 9. | en-gb | | |
| | Mar 1, 2012 - Apr 30, 2012 | 162 |  0.23% |
| | Mar 1, 2011 - Apr 30, 2011 | 64 |  0.11% |
| | % Change | 153.12% | 108.82% |
| 10. | zh-tw | | |
| | Mar 1, 2012 - Apr 30, 2012 | 144 |  0.21% |
| | Mar 1, 2011 - Apr 30, 2011 | 131 |  0.23% |
| | % Change | 9.92% | -9.32% |