

**TO:** O&S Committee

**DATE:** September 17, 2012

**FROM:** Anne Muzzini  
Director of Planning & Marketing

**SUBJ:** Fixed Route Reports

### Fixed Route Operating Reports for August 2012

#### 1. Monthly Boarding's Data

The following represent the numbers that are most important to staff in evaluating the performance of the fixed route system.

	FY 2013		
<u>Title</u>	<u>Current Month</u>	<u>YTD Avg</u>	<u>Annual Goal</u>
Total Passengers	267,952		
Average Weekday	10,776	10,292	
Pass/Rev Hour	14.5	14.0	Standard Goal > 17.0
Missed Trips	0.12%	0.09%	Standard Goal < 0.25%
Miles between Road Calls	21,419	34,319	Standard Goal > 18,000

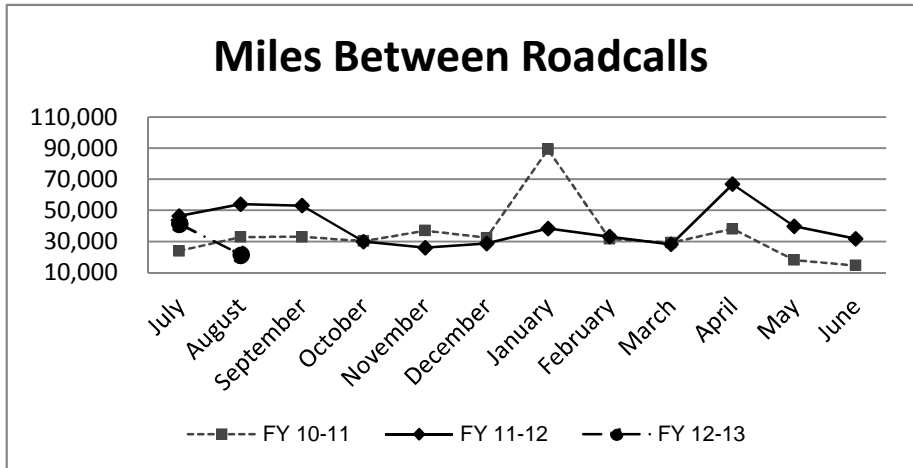
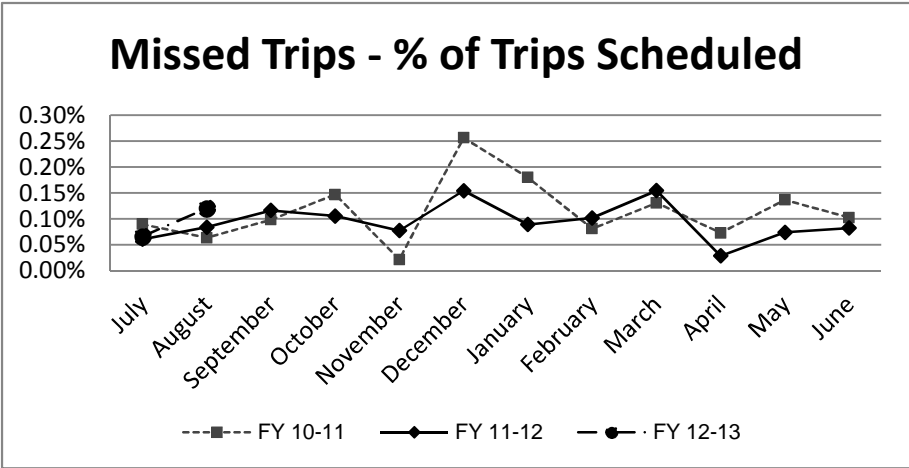
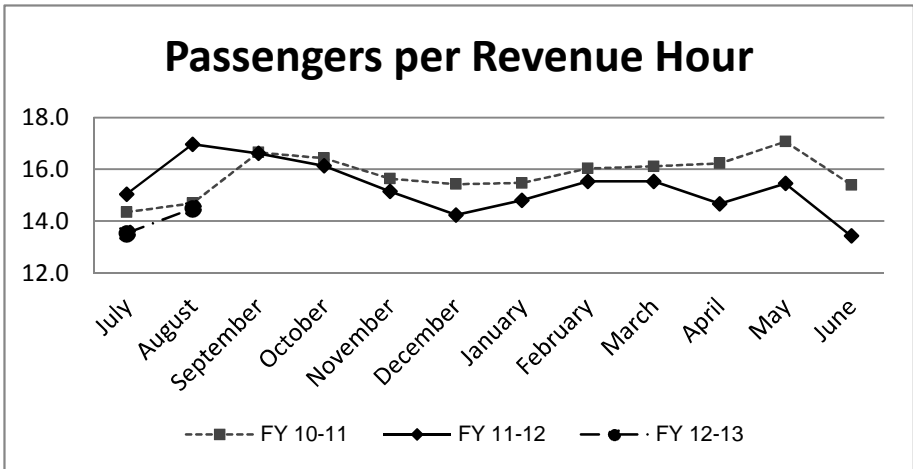
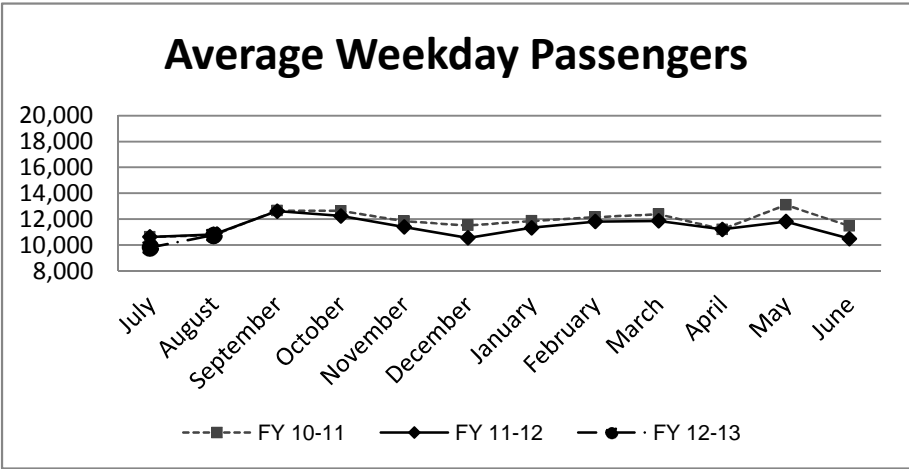
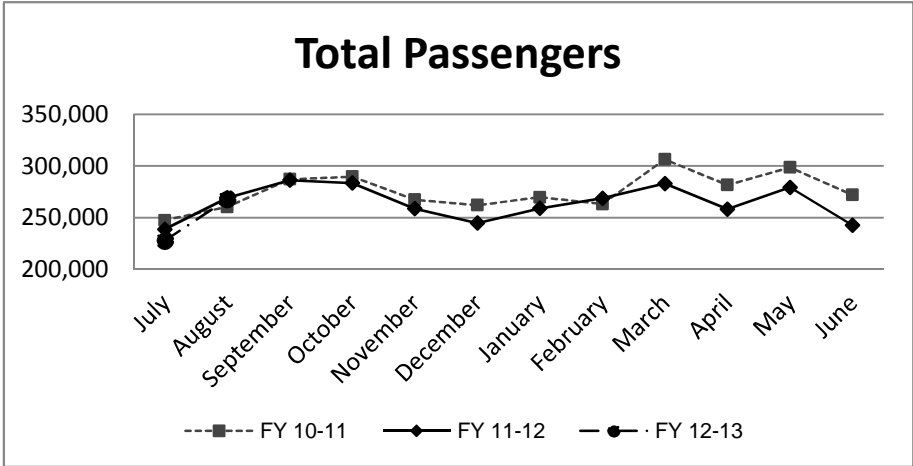
*\* Based on current standards from updated S RTP*

#### Analysis

Average weekday ridership was higher in August (10,776 passengers) than July (9,809 passengers) but lower than August of last year (10,825 passengers). Productivity was also up in August with 14.5 passengers per hour compared to the July level of 13.5 passengers per hour.

The percentage of missed trips in August was 0.12% and slightly higher than in July (0.07%). The YTD average is 0.09% missed trips.

The number of miles between roadcalls dropped to 21,419 miles in August from 31,304 miles the prior month. The 12 month average is 34,319 miles between roadcalls.



**TRANSPORTATION and MAINTANCE  
Operation Data Summary**

<b>TRANSPORTATION</b>	<b>2011 September</b>	<b>2011 October</b>	<b>2011 November</b>	<b>2011 December</b>	<b>2012 January</b>	<b>2012 February</b>	<b>2012 March</b>	<b>2012 April</b>	<b>2012 May</b>	<b>2012 June</b>	<b>2012 July</b>	<b>2012 August</b>	<b>12 Month TOTALS</b>
Number of Buses	121	121	121	121	121	121	121	121	121	121	121	121	121
Totals Hub Miles	264,940	269,092	260,169	258,233	267,933	264,761	281,156	267,150	278,303	253,651	247,826	278,449	3,191,663
<b>Work Days</b>	29	31	29	30	30	29	31	30	30	30	30	31	360
Revenue Hours	17,221	17,566	17,081	17,178	17,455	17,293	18,220	17,602	18,067	17,046	16,832	18,496	210,057
Operator Pay Hours	30,692	29,729	29,324	34,775	32,316	29,839	31,195	30,306	31,155	30,023	29,970	31,358	370,681
Number of Operators	162	162	162	165	165	160	164	162	161	161	165	165	163
<b>Unscheduled Absences</b>	<b>337</b>	<b>197</b>	<b>303</b>	<b>354</b>	<b>461</b>	<b>402</b>	<b>420</b>	<b>412</b>	<b>307</b>	<b>365</b>	<b>337</b>	<b>369</b>	<b>4,264</b>
FT Protection	42	34	53	48	85	45	53	50	45	59	29	68	611
Worker Comp.	82	109	115	98	123	144	109	113	87	96	112	94	1,282
Sick leave	213	54	135	208	253	213	258	249	175	210	196	207	2,371
<b>Collision Accidents</b>	7	5	6	6	3	4	4	2	10	6	5	6	64
Passenger Accidents	9	17	12	7	9	11	13	11	10	12	8	12	131
Total Chargeable Collisions	3	1	4	3	1	4	1	2	2	1	2	5	29
<b>Chargeable/100K Miles</b>	<b>1.13</b>	<b>0.37</b>	<b>1.53</b>	<b>1.16</b>	<b>0.37</b>	<b>1.51</b>	<b>0.35</b>	<b>0.74</b>	<b>0.71</b>	<b>0.39</b>	<b>0.80</b>	<b>1.79</b>	<b>0.90</b>
Number of Trips Scheduled	23,255	23,739	23,256	22,740	23,581	23,581	24,600	23,581	24,359	23,124	22,782	25,003	283,601
Number of Trips Missed	27	25	18	35	21	24	38	7	18	19	15	30	277
<b>Of Trips Scheduled - % Missed</b>	<b>0.12%</b>	<b>0.11%</b>	<b>0.08%</b>	<b>0.15%</b>	<b>0.09%</b>	<b>0.10%</b>	<b>0.15%</b>	<b>0.03%</b>	<b>0.07%</b>	<b>0.08%</b>	<b>0.07%</b>	<b>0.12%</b>	<b>0.10%</b>
Of Trips Missed - Mechanical	16	14	13	7	7	13	20	3	7	15	10	14	139
On Time Performance %	91%	90%	95%	94%	94%	96%	90%	90%	88%	88%	90%	89%	91%
<b>MAINTENANCE</b>													
A/C Operative - Avg. %	100%	100%	100%	100%	100%	100%	100%	100%	100%	100%	100%	100%	100%
Lifts Operative - Ave %	100%	100%	100%	100%	100%	100%	100%	100%	100%	100%	100%	100%	100%
PM Complete on Schedule	100%	100%	100%	100%	100%	100%	100%	100%	100%	100%	100%	100%	100%
Total Road Calls	12	9	14	15	9	13	15	6	8	12	6	16	135
Road Calls for Mechanical	5	6	10	9	7	8	10	4	7	8	6	13	93
<b>Road Calls for Other</b>	<b>7</b>	<b>3</b>	<b>4</b>	<b>6</b>	<b>2</b>	<b>5</b>	<b>5</b>	<b>2</b>	<b>1</b>	<b>4</b>	<b>0</b>	<b>3</b>	<b>42</b>
<b>Miles Between Mechanical Road Calls</b>													
<b>Bus Numbers</b>													
100 - 199	11,933	11,714	10,034	7,925	9,375	11,781	11,930	11,249	12,214	9,647	12,445	8,999	
200 - 299	33,165	11,770	28,653	31,222	34,037	30,338	33,067	32,494	16,426	35,164	27,631	34,306	
300 - 399	34,484	18,219	20,226	13,142	22,031	11,844	6,224	40,903	39,175	35,450	34,557	20,859	
400 - 499	8,414	31,903	30,953	17,596	15,892	30,471	36,198	31,581	34,388	23,555	29,747	15,132	
500 - 519	49,334	49,376	23,634	15,928	50,808	26,619	52,607	52,074	27,108	48,677	44,991	27,014	
900 - 939	87,870	90,495	23,475	90,839	86,996	45,332	48,365	8,643	93,324	29,483	41,234	31,128	
2000 - 2099	14,499	13,855	8,910	5,846	10,873	12,736	13,282	11,936	12,134	12,708	15,987	7,876	
Fleet Avg.	52,988	29,899	26,017	28,693	38,276	33,095	28,116	66,788	39,758	31,706	41,304	21,419	34,319
Maintenance Pay Hours	3,744	4,086	4,160	4,418	4,762	4,457	4,581	4,311	4,437	4,093	4,395	4,522	51,964
No. Maint. Employees	24	22	26	27	27	27	26	26	25	27	26	27	26
<b>Maint. Emps/100K Miles</b>	<b>9</b>	<b>8</b>	<b>10</b>	<b>10</b>	<b>10</b>	<b>10</b>	<b>9</b>	<b>10</b>	<b>9</b>	<b>11</b>	<b>10</b>	<b>10</b>	<b>1</b>
Unscheduled Absences	3	1	3	1	2	1	7	1	2	4	3	0	2

Note: Some statistics may not be available (n/a) at this time. These will be brought current in future reports.

**MONTHLY BOARDINGS**

Fixed Route Boardings		Passengers by Revenue Hrs/Miles		Service Days		Fiscal YTD Comparison Passenger Boardings	
<b>August 2012 - Fixed Route Boardings</b>	<b>267,952</b>	Revenue Hours - August 12	18,496	Weekdays - August 12	23	Fiscal 2013 YTD	495,638
		August 11	18,119	August 11	23		
Bus Bridge		Revenue Miles - August 12	207,973	Saturdays - August 12	4	Fiscal 2012YTD	507,739
Special Event		August 11	201,212	August 11	4		
				Sundays - August 12	4		
		August 11		August 11	4		
<b>August 2012 Total Boardings</b>	<b>267,952</b>	<b>Passengers per Mile</b>	<b>1.3</b>	<b>Total Days - 2012</b>	<b>31</b>	<b>YTD Trend</b>	<b>(2.4%)</b>
<b>August 2011 Total Boardings</b>	<b>269,149</b>	<b>Passengers per Hour</b>	<b>14.49</b>	<b>2011</b>	<b>31</b>	<b>Monthly Trend</b>	<b>(0.4%)</b>

August 2012 Fixed Route Passenger Total						August 2012	August 2012
Route	Destination Information	Weekday	Saturday	Sunday	Total	Weekday Average	Passengers per Revenue Hour
1	Rossmoor / Shadelands	7,732			7,732	336	13.0
2	Rudgear / Walnut Creek	1,323			1,323	58	6.5
4	Walnut Creek Downtown Shuttle	20,246	2,096	1,623	23,966	880	24.7
5	Creekside / Walnut Creek	1,480			1,480	64	6.4
6	Lafayette / Moraga / Orinda	7,306	338	349	7,993	318	10.3
7	Shadelands / Pleasant Hill / Walnut Creek	5,390			5,390	234	7.3
9	DVC / Walnut Creek	12,938			12,938	563	13.6
10	Concord / Clayton Rd	22,519			22,519	979	20.4
11	Treat Blvd / Oak Grove	6,533			6,533	284	15.3
14	Monument Blvd	14,010			14,010	609	15.5
15	Treat Boulevard	9,830			9,830	427	13.9
16	Alhambra Ave / Monument Blvd	14,990			14,990	652	12.9
17	Olivera/Solano / Salvio / North Concord	4,667			4,667	203	11.0
18	Amtrak / Merello / Pleasant Hill	10,078			10,078	438	14.0
19	Amtrak / Pacheco Blvd / Concord	3,452			3,452	150	10.9
20	DVC / Concord	25,689			25,689	1,117	24.0
21	Walnut Creek / San Ramon Transit Center	13,115			13,115	570	11.7
25	Lafayette / Walnut Creek	1,378			1,378	60	5.2
28	North Concord / Martinez	6,687			6,687	291	9.6
35	Dougherty Valley	7,683			7,683	334	10.3
36	San Ramon / Dublin	5,282			5,282	230	8.6
91X	Concord Commuter Express	1,276			1,276	55	15.3
92X	Ace Shuttle Express	3,632			3,632	158	19.0
93X	Kirker Pass Express	4,930			4,930	214	17.6
95X	San Ramon / Danville Express	3,773			3,773	164	16.3
96X	Bishop Ranch Express	10,663			10,663	464	14.7
97X	Bishop Ranch Express	2,367			2,367	103	10.4
98X	Martinez Express	8,062			8,062	351	13.2
250 *	Gael Rail Service	29	14	10	53	7	1.8
301	Rossmoor / John Muir Medical Center		265	264	529	0	7.3
310	Concord Bart / Clayton Rd / Kirker Pass		1,665	1,263	2,927	0	27.2
311	Concord / Oak Grove / Treat Blvd / WC		851	704	1,555	0	12.9
314	Clayton Rd / Monument Blvd / PH		2,567	1,771	4,338	0	19.8
315	Concord / Willow Pass / Landana		257	139	396	0	7.4
316	Alhambra / Merello / Pleasant Hill		1,412	965	2,377	0	14.9
320	DVC / Concord		987	644	1,632	0	15.8
321	San Ramon / Walnut Creek		1,161	765	1,926	0	11.9
600's	Select Service	10,785			10,785	469	27.8
<b>TOTALS</b>		<b>247,842</b>	<b>11,613</b>	<b>8,497</b>	<b>267,952</b>	<b>10,776</b>	<b>14.5</b>

\* Data from Link    \*\* Seasonal Route

**AUGUST 2012 PRODUCTIVITY**  
*(sorted by Pass / Rev Hr - decending order)*

<b>Route</b>	<b>Destination Information</b>	<b>Total</b>	<b>Wkday Avg</b>	<b>Passenger / Rev Hr</b>
600's	Select Service	<b>10,785</b>	469	27.8
310	Concord Bart / Clayton Rd / Kirker Pass	<b>2,927</b>	0	27.2
4	Walnut Creek Downtown Shuttle	<b>23,966</b>	880	24.7
20	DVC / Concord	<b>25,689</b>	1,117	24.0
10	Concord / Clayton Rd	<b>22,519</b>	979	20.4
314	Clayton Rd / Monument Blvd / Pleasant Hill	<b>4,338</b>	0	19.8
92X	Ace Shuttle Express	<b>3,632</b>	158	19.0
93X	Kirker Pass Express	<b>4,930</b>	214	17.6
95X	San Ramon / Danville Express	<b>3,773</b>	164	16.3
320	DVC / Concord	<b>1,632</b>	0	15.8
14	Monument Blvd	<b>14,010</b>	609	15.5
91X	Concord Commuter Express	<b>1,276</b>	55	15.3
11	Treat Blvd / Oak Grove	<b>6,533</b>	284	15.3
316	Alhambra / Merello / Pleasant Hill	<b>2,377</b>	0	14.9
96X	Bishop Ranch Express	<b>10,663</b>	464	14.7
18	Amtrak / Merello / Pleasant Hill	<b>10,078</b>	438	14.0
15	Treat Boulevard	<b>9,830</b>	427	13.9
9	DVC / Walnut Creek	<b>12,938</b>	563	13.6
98X	Martinez Express	<b>8,062</b>	351	13.2
1	Rossmoor / Shadelands	<b>7,732</b>	336	13.0
16	Alhambra Ave / Monument Blvd	<b>14,990</b>	652	12.9
311	Concord / Oak Grove / Treat Blvd / Walnut Creek	<b>1,555</b>	0	12.9
321	San Ramon / Walnut Creek	<b>1,926</b>	0	11.9
21	Walnut Creek / San Ramon Transit Center	<b>13,115</b>	570	11.7
17	Olivera/Solano / Salvio / North Concord	<b>4,667</b>	203	11.0
19	Amtrak / Pacheco Blvd / Concord	<b>3,452</b>	150	10.9
97X	Bishop Ranch Express	<b>2,367</b>	103	10.4
6	Lafayette / Moraga / Orinda / Orinda Village	<b>7,993</b>	318	10.3
35	Dougherty Valley	<b>7,683</b>	334	10.3
28	North Concord / Martinez	<b>6,687</b>	291	9.6
36	San Ramon / Dublin	<b>5,282</b>	230	8.6
315	Concord / Willow Pass / Landana	<b>396</b>	0	7.4
301	Rossmoor / John Muir Medical Center	<b>529</b>	0	7.3
7	Shadelands / Pleasant Hill / Walnut Creek	<b>5,390</b>	234	7.3
2	Rudgear / Walnut Creek	<b>1,323</b>	58	6.5
5	Creekside / Walnut Creek	<b>1,480</b>	64	6.4
25	Lafayette / Walnut Creek	<b>1,378</b>	60	5.2
250 *	Gael Rail Service	<b>53</b>	7	1.8

*NOTE: \* Data comes from Link Operators      \*\* These are seasonal routes*

**AVERAGE WEEKDAY BOARDINGS TREND**

Route	Destination Information	Aug-11	Sep-11	Oct-11	Nov-11	Dec-11	Jan-12	Feb-12	Mar-12	Apr-12	May-12	Jun-12	Jul-12	Aug-12
1	Rossmoor / Shadelands	365	368	361	355	330	354	359	381	376	365	349	357	336
2	Rudgear / Walnut Creek	61	64	70	60	50	56	65	60	59	60	50	50	58
4	Walnut Creek Downtown Shuttle	949	960	905	904	919	869	895	919	851	851	848	836	880
4H **	Walnut Creek Extended Holiday Shuttle				4	32								
5	Creekside / Walnut Creek	65	70	73	63	69	46	67	63	48	51	53	65	64
6	Lafayette / Moraga / Orinda	325	513	498	467	364	455	462	466	415	416	319	284	318
7	Shadelands / Pleasant Hill / Walnut Creek	224	217	210	205	193	231	218	232	230	251	234	231	234
9	DVC / Walnut Creek	610	602	602	563	490	519	554	554	522	550	531	558	563
10	Concord / Clayton Rd	941	1,079	1,046	978	973	928	985	984	955	1,016	927	894	979
11	Treat Blvd / Oak Grove	272	330	307	309	284	297	316	317	291	303	265	271	284
14	Monument Blvd	586	639	635	595	567	596	598	599	600	619	591	581	609
15	Treat Boulevard	420	519	502	471	433	466	473	471	449	492	456	404	427
16	Alhambra Ave / Monument Blvd	678	745	711	645	634	661	684	689	685	728	691	660	652
17	Olivera/Solano / Salvio / North Concord	228	247	228	203	199	197	207	210	205	234	208	215	203
18	Amtrak / Merello / Pleasant Hill	428	490	469	430	376	399	447	437	411	454	408	387	438
19	Amtrak / Pacheco Blvd / Concord	148	153	147	131	119	136	137	120	133	137	145	141	150
20	DVC / Concord	1,155	1,242	1,205	1,154	1,040	952	1,204	1,165	1,078	1,096	955	972	1,117
21	Walnut Creek / San Ramon Transit Center	571	633	626	588	556	625	588	594	572	613	576	584	570
25	Lafayette / Walnut Creek	47	54	56	56	52	57	50	58	58	65	61	64	60
28	North Concord / Martinez	294	323	287	298	274	296	312	297	199	250	244	265	291
35	Dougherty Valley	313	377	350	334	322	353	363	362	302	362	317	312	334
36	San Ramon / Dublin	227	261	274	228	224	237	251	239	234	245	213	224	230
91X	Concord Commuter Express	41	40	34	33	34	30	39	27	34	41	30	36	55
92X	Ace Shuttle Express	188	189	177	186	150	183	160	158	149	142	138	149	158
93X	Kirker Pass Express	196	198	207	198	178	203	203	210	210	222	221	206	214
95X	San Ramon / Danville Express	163	177	176	163	163	169	182	179	182	190	174	163	164
96X	Bishop Ranch Express	462	477	483	451	436	498	495	529	481	480	465	457	464
97X	Bishop Ranch Express	103	107	98	82	83	85	87	95	99	93	81	76	103
98X	Martinez Express	322	338	340	320	316	327	360	336	338	347	322	324	351
250 *	St Mary's College Gael Rail Shuttle	3	15	14	16	9	12	14	16	12	10			7
260 *	Cal State East Bay / Concord Bart			5	4	2	7	4	2	6	9	4		
600's	Select Service	443	1,194	1,161	910	684	1,075	1,049	1,108	1,036	1,129	622	43	469
<b>TOTALS</b>		<b>10,825</b>	<b>12,615</b>	<b>12,246</b>	<b>11,394</b>	<b>10,549</b>	<b>11,311</b>	<b>11,817</b>	<b>11,867</b>	<b>11,210</b>	<b>11,812</b>	<b>10,494</b>	<b>9,809</b>	<b>10,776</b>

NOTE: \* Data comes from Link Operators      \*\* These are seasonal routes

**AVERAGE WEEKEND BOARDINGS TREND**

<b>Route</b>	<b>Destination Information</b>	<b>Aug-11</b>	<b>Sep-11</b>	<b>Oct-11</b>	<b>Nov-11</b>	<b>Dec-11</b>	<b>Jan-12</b>	<b>Feb-12</b>	<b>Mar-12</b>	<b>Apr-12</b>	<b>May-12</b>	<b>Jun-12</b>	<b>Jul-12</b>	<b>Aug-12</b>
<b>SATURDAY</b>		<i>4 Days</i>	<i>4 Days</i>	<i>5 Days</i>	<i>4 Days</i>	<i>5 Days</i>	<i>4 Days</i>	<i>4 Days</i>	<i>5 Days</i>	<i>5 Days</i>	<i>4 Days</i>	<i>5 Days</i>	<i>5 Days</i>	<i>4 Days</i>
4	Walnut Creek Downtown Shuttle	607	582	536	541	501	556	620	538	577	343	465	397	524
4H **	Walnut Creek Extended Holiday Shuttle				16	69								
6	Lafayette / Moraga / Orinda	60	168	149	124	115	148	122	116	97	98	76	59	85
250 *	St Mary's College Gael Rail Shuttle	3	61	42	30	21	33	30	35	28	18			4
301	Rossmoor / John Muir Medical Center	79	79	95	72	74	80	80	67	57	55	78	51	66
310	Concord Bart / Clayton Rd / Kirker Pass	415	421	435	407	389	395	418	362	299	330	403	319	416
311	Concord / Oak Grove / Treat Blvd / WC	229	208	217	200	216	230	258	206	188	190	217	166	213
314	Clayton Rd / Monument Blvd / PH	601	644	659	611	636	561	648	573	521	508	721	427	642
315	Concord / Willow Pass / Landana	74	65	66	82	77	63	77	68	46	62	66	47	64
316	Alhambra / Merello / Pleasant Hill	297	334	307	300	290	259	329	316	259	281	290	272	353
320	DVC / Concord	263	239	216	193	224	209	233	196	192	170	259	181	247
321	San Ramon / Walnut Creek	270	263	282	223	228	231	249	217	192	197	239	209	290
<b>TOTALS</b>		<b>2,899</b>	<b>3,062</b>	<b>3,004</b>	<b>2,798</b>	<b>2,839</b>	<b>2,764</b>	<b>3,064</b>	<b>2,694</b>	<b>2,457</b>	<b>2,251</b>	<b>2,814</b>	<b>2,131</b>	<b>2,903</b>

<b>Route</b>	<b>Destination Information</b>	<b>Aug-11</b>	<b>Sep-11</b>	<b>Oct-11</b>	<b>Nov-11</b>	<b>Dec-11</b>	<b>Jan-12</b>	<b>Feb-12</b>	<b>Mar-12</b>	<b>Apr-12</b>	<b>May-12</b>	<b>Jun-12</b>	<b>Jul-12</b>	<b>Aug-12</b>
<b>SUNDAY</b>		<i>4 Days</i>	<i>4 Days</i>	<i>5 Days</i>	<i>4 Days</i>	<i>4 Days</i>	<i>5 Days</i>	<i>4 Days</i>	<i>4 Days</i>	<i>4 Days</i>	<i>4 Days</i>	<i>4 Days</i>	<i>4 Days</i>	<i>4 Days</i>
4	Walnut Creek Downtown Shuttle	424	459	423	414	431	401	425	488	640	313	359	447	406
6	Lafayette / Moraga / Orinda	91	122	143	127	82	91	95	90	99	98	55	72	87
250 *	St Mary's College Gael Rail Shuttle	2	29	22	20	14	21	25	26	21	12			3
301	Rossmoor / John Muir Medical Center	63	67	68	38	43	55	50	47	60	55	63	59	66
310	Concord Bart / Clayton Rd / Kirker Pass	339	329	324	298	309	287	312	311	351	327	340	469	316
311	Concord / Oak Grove / Treat Blvd / WC	170	188	179	156	167	149	167	193	216	165	165	232	176
314	Clayton Rd / Monument Blvd / PH	424	447	469	437	531	412	410	423	558	435	480	682	443
315	Concord / Willow Pass / Landana	54	46	48	53	58	31	57	44	49	45	40	54	35
316	Alhambra / Merello / Pleasant Hill	256	245	222	188	240	208	229	200	259	199	188	296	241
320	DVC / Concord	149	135	147	136	137	138	149	125	175	152	137	213	161
321	San Ramon / Walnut Creek	167	170	188	179	173	162	160	167	198	199	194	239	191
<b>TOTALS</b>		<b>2,139</b>	<b>2,237</b>	<b>2,235</b>	<b>2,045</b>	<b>2,183</b>	<b>1,956</b>	<b>2,078</b>	<b>2,115</b>	<b>2,627</b>	<b>2,000</b>	<b>2,021</b>	<b>2,763</b>	<b>2,124</b>

NOTE: \* Data comes from Link Operators      \*\* These are seasonal routes

## Route Description Summary

Route #	Description
1	Rossmoor Shopping Center, Tice Valley Blvd, Boulevard Wy, Oakland Blvd, Trinity Ave , BART Walnut Creek, Ygnacio Valley, Montego, John Muir Medical Center, N Wiget Ln, Shadelands Office Park
2	Rudgear Rd, Stewart Ave, Trotter Wy, Dapplegray Rd, Palmer Rd, Mountain View Blvd, San Miguel Dr, N & S California Blvd, BART Walnut Creek
4	BART Walnut Creek, N California Blvd, Locust St, Mt Diablo Blvd, Broadway Plaza, S Main St, Pringle Ave
4H	Walnut Creek Extended Holiday Service (November 27 thru December 31)
5	BART Walnut Creek, Rivieria Ave, Parkside Dr, N Civic Dr, N Broadway, Lincoln Ave, Mt Pisgah St, S Main St, Creekside Dr
6	BART Orinda, Orinda Village, Orinda Wy, Moraga Wy, Moraga Rd, St Marys Rd, St Mary's College, Mt Diablo Blvd, BART Lafayette
7	BART Pleasant Hill, Treat Blvd, Bancroft Rd, Ygnacio Valley Rd, Shadelands Office Park, Marchbanks, BART Walnut Creek, Riviera Ave, Buena Vista, Geary Rd
9	DVC, Contra Costa Blvd, Ellinwood Wy, JFK University, Gregory Ln, Cleaveland Rd, Boyd Rd, W Hookston Rd, Patterson Blvd, Oak Park Blvd, Coggins Dr, BART Pleasant Hill, N Main St, N California Blvd, BART Walnut Creek
10	BART Concord, Clayton Rd, Center St, Marsh Creek Rd
11	BART Concord, Port Chicago Highway, Salvio St, Mira Vista Terrace, Fry Wy, Clayton Rd, Market St, Meadow Ln, Oak Grove Rd, Treat Blvd, BART Pleasant Hill
14	BART Concord, Oak St, Laguna St, Detroit Ave, Monument Blvd, Mohr Ln, David Ave, Bancroft Rd, Treat Blvd, BART Pleasant Hill
15	BART Concord, Port Chicago Highway, Salvio St, Parkside Dr, Willow Pass Rd, Landana Dr, West St, Clayton Rd, Treat Blvd, BART Pleasant Hill, Oak Rd, N Civic Dr, Ygnacio Valley Rd, BART Walnut Creek
16	BART Concord, Oak St, Galindo St, Monument Blvd, Crescent Plaza, Cleaveland Rd, Gregory Ln, Pleasant Hill Rd, Alhambra Ave, Berrellesa St, Escobar St, Court St, Martinez Amtrak
17	BART Concord, Grant St, East St, Solano Wy, Olivera Rd, Port Chicago Highway, BART North Concord
18	BART Pleasant Hill, Oak Rd, Buskirk Ave, Crescent Plaza, Gregory Ln, Pleasant Hill Rd, Taylor Blvd, Morello Ave, Viking Dr, Contra Costa Blvd, DVC, Old Quarry Rd, Pacheco Blvd, Muir Rd, Arnold Dr, Morello, Pacheco Blvd, Martinez Amtrak
19	BART Concord, Galindo St, Concord Ave, Bisso Ln, Stanwell Dr, John Glenn Dr, Galaxy Wy, Diamond Blvd, Contra Costa Blvd, Pacheco Blvd, Martinez Amtrak
20	BART Concord, Grant St, Concord Blvd, Clayton Rd, Gateway Blvd, Willow Pass Rd, Sun Valley Blvd, Golf Club Rd, DVC
21	BART Walnut Creek, N & S California Blvd, Newell Ave, S Main St, Danville Blvd, Railroad Ave, San Ramon Valley Blvd, Danville Park & Ride, Camino Ramon, Fostoria Wy, San Ramon Transit Center
25	BART Lafayette, Mt Diablo Blvd, Highway 24, Highway 680, BART Walnut Creek
28	BART North Concord, Port Chicago Highway, Bates Ave, Commercial Cir, Pike Ln, Arnold Industrial Wy, Marsh Dr, Contra Costa Blvd, Chilpancino Pkwy, Old Quarry Rd, DVC, Highway 680, Highway 4, Center Ave, VA Clinic, Howe Rd, Pacheco Blvd, Martinez Amtrak
35	BART Dublin, Dublin Blvd, Dougherty Rd, Bollinger Canyon Rd, E Branch Pkwy, Windemere Pkwy, Sunset Dr, Bishop Dr, Executive Pkwy, San Ramon Transit Center
36	BART Dublin, Dublin Blvd, Village Pkwy, Alcosta Blvd, Fircrest Ln, San Ramon Valley Blvd, Tareyton Ave, Bollinger Canyon Rd, Crow Canyon Rd, Executive Pkwy, San Ramon Transit Center
91X	BART Concord, Galindo St, Concord Ave, John Glenn Dr, Galaxy Wy, Chevron, Diamond Blvd, Willow Pass Rd, Gateway Blvd, Clayton Rd, Oak St
92X	Shadelands Office Park, Ygnacio Valley Rd, Highway 680, Danville Park & Ride, Crow Canyon Rd, Bishop Ranch 15, San Ramon Transit Center, Camino Ramon, ATT, Sunset Dr, Chevron, Ace Train Station Pleasanton
93X	BART Walnut Creek, Ygnacio Valley Rd, Shadelands Office Park, Oak Grove Rd, Kirker Pass Rode, Railroad Ave, Buchanan Rd, Somersville Rd, Fairview Dr, Delta Fair Blvd, Highway 4, Hillcrest Park & Ride
95X	BART Walnut Creek, Highway 680, Crow Canyon Pl, Fostoria Wy, Camino Ramon, San Ramon Transit Center
96X	BART Walnut Creek, Highway 680, Chevron, Bishop Ranch 1, Bishop Ranch 3, Bishop Ranch 6, San Ramon Transit Center, Bishop Ranch 15, Annabel Ln, Bishop Ranch 8, Bishop Dr, Sunset Dr
97X	BART Dublin, Highway 680, Highway 580, Chevron, Bishop Ranch 1, Bishop Ranch 3, Bishop Ranch 6, San Ramon Transit Center, Bishop Ranch 15, Annabel Ln, Bishop Ranch 8, Bishop Dr, Sunset Dr
98X	BART Walnut Creek, N Main St, Highway 680, Sun Valley Blvd, Contra Costa Blvd, Concord Ave, Diamond Blvd., Highway 680, Highway 4, Alhambra Ave, Berrellesa St, Escobar St, Court St, Martinez Amtrak
250	St Mary's College, St Marys Rd, Moraga Rd, Mt Diablo Blvd, BART Lafayette
260	Cal State, East Bay, Concord Bart



## Route Description Summary

Route #	Description
301	Rossmoor Shopping Center, Tice Valley Blvd, Boulevard Wy, Oakland Blvd, Trinity Ave , BART Walnut Creek, Ygnacio Valley, Montego, John Muir Medical Center
310	Concord Bart, Clayton Rd, Kirker Pass
311	BART Concord, Port Chicago Highway, Salvio St, Mira Vista Terrace, Fry Wy, Clayton Rd, Market St, Meadow Ln, Oak Grove Rd, Treat Blvd, BART Pleasant Hill
314	Ayers Rd, Concord Blvd, Kirker Pass Rd, Clayton Rd, BART Concord, Oak St, Laguna St, Detroit Ave, Monument Blvd, Mohr Ln, David Ave, Crescent Plaza, Cleaveland Rd, Gregory Ln, Contra Costa Blvd, DVC
315	BART Concord, Port Chicago Highway, Salvio St, Parkside Dr, Willow Pass Rd, Landana Dr, West St, Clayton Rd
316	BART Pleasant Hill, Oak Rd, Buskirk Ave, Crescent Plaza, Gregory Ln, Contra Costa Blvd, Golf Club Rd, DVC, Old Quarry Rd, Pacheco Blvd, Muir Rd, Arnold Dr, Pacheco Blvd, Morrelo Ave, Martinez Amtrak, Berrellesa St, Alhambra Ave
320	BART Concord, Grant St, Concord Blvd, Clayton Rd, Gateway Blvd, Willow Pass Rd, Diamond Blvd, Concord Ave, Chilpancingo Pkwy, Old Quarry Rd, DVC
321	BART Walnut Creek, N & S California Blvd, Newell Ave, S Main St, Danville Blvd, Railroad Ave, San Ramon Valley Blvd, Camino Ramon, Fostoria Wy, San Ramon Transit Center- Shops at BR.
601	N Civic Dr, Parkside Dr, Riveria Ave, BART Walnut Creek, Trinity Ave, Oakland Blvd, Boulevard Wy, Tice Valley Blvd, Meadow Rd, Castle Hill Rd, Danville Blvd, Hillgrade Ave., Crest Ave, Rossmoor Shopping Center
602	Walnut Blvd, Oro Valley Cir, Mountain View Blvd, Rudgear Rd, Stewart Ave, Trotter Wy, Dapplegray Rd, Palmer Rd, Mountain View Blvd, San Miguel Dr, N & S California Blvd, BART Walnut Creek
603	Camino Pablo, Moraga Rd, St Marys Rd, St Mary's College, Mt Diablo Blvd, BART Lafayette
605	N Civic Dr, N Broadway, Lincoln Ave, Mt Pischah St, Newell Ave, Lilac Dr, S Main St, Creekside Dr
606	BART Orinda, Orinda Wy, Miner Rd, Honey Hill Rd, Via Las Cruces, Saint Stephens Dr, Orinda Woods Dr, Moraga Wy, Ivy Dr, Moraga Rd, St Marys Rd, St Mary's College, Mt Diablo Blvd, BART Lafayette
608	VA Clinic, Center Ave, Pacheco Blvd, Contra Costa Blvd, Chilpancingo Pkwy, Old Quarry Rd, DVC
609	BART Walnut Creek, Ygnacio Valley Rd, Marchbanks Dr, Walnut Ave
610	BART Concord, Clayton Rd, Ayers Rd, Concord Blvd, Kirkwood Dr, Oakhurst Dr, Center St, Marsh Creek Rd, Mountaire Pkwy, Mountaire Cir
611	BART Concord, Port Chicago Highway, Salvio St, Mira Vista Terrace, Fry Wy, Clayton Rd, Market St, Meadow Ln, Oak Grove Rd, Treat Blvd, Bancroft Rd, Minert Rd
612	BART Concord, Clayton Rd, Ayers Rd, Concord Blvd, Kirker Pass Rd, Washington Blvd, Pennsylvania Blvd, Pine Hollow Rd, El Camino Dr, Michigan Blvd
613	Minert Rd, Oak Grove Rd, Monument Blvd, Detroit Ave, Laguna St, Oak St, BART Concord
614	BART Concord, Clayton Rd, Michigan Blvd, Pennsylvania Blvd, Pine Hollow Rd, El Camino Dr
615	Concord Blvd, Landana Dr., Willow Pass Rd., Parkside Dr., Salvio St., East St., clayton Rd., Oakland Ave., Mount Diablo St., BART Concord
616	Treat Blvd, Bancroft Rd, Minert Rd, Oak Grove Rd, Monument Blvd, San Miguel Rd, Galindo St, Oak St, BART Concord
619	Minert Rd, Oak Grove Rd, Monument Blvd, Mohr Ln, David Ave, Bancroft Rd, Treat Blvd, BART Pleasant Hill
622	Pine Valley Rd, Broadmoor Dr, Montevideo Dr, Alcosta Blvd, Crow Canyon Rd, Tassajara Ranch Rd, Camino Tassajara
623	Danville Blvd, Stone Valley Rd, Green Valley Rd, Diablo Rd, Hartz Ave, San Ramon Valley Blvd, Sycamore Valley Rd, Camino Tassajara, Tassajara Ranch Rd, Crow Canyon Rd, Anabel Ln
625	Rossmoor Shopping Center, Tice Valley Blvd, Olympic Blvd, Pleasant Hill Rd, Acalanes Ave, Stanley Blvd, Mt Diablo Blvd, BART Lafayette, Happy Valley Rd, Upper Happy Valley Rd, El Nido Ranch Rd, Hidden Valley Rd, Acalanes Rd
626	St Mary's College, St Marys Rd, Rohrer Dr, Moraga Rd, Mt Diablo Blvd, BART Lafayette, Happy Valley Rd, Upper Happy Valley Rd, El Nido Ranch Rd, Hidden Valley Rd, Acalanes Rd
627	BART North Concord, Port Chicago Highway, Bates Ave, Mason Cir
631	Minert Rd, Weaver Ln, Oak Grove, Monument Blvd, Fry Way, Clayton Rd, Detroit Ave, Walters Way, BART Concord
632	Minert Rd, San Miguel Dr, Galloway Rd, Monument Blvd, Meadow Ln, Mohr Ln, Del Rio Cr, BART Pleasant Hill
635	Bollinger Canyon Rd, Dougherty Rd, Crow Canyon Rd, Tassajara Ranch Rd, Camino Tassajara, Lusitano St, Charbray St
636	San Ramon Transit Center, Executive Pkwy, Crow Canyon Rd, Bollinger Canyon Rd, San Ramon Valley Blvd, Broadmoor Dr, Alcosta Blvd, Fircrest Ln, Village Pkwy, Dublin Blvd, BART Dublin
Owl	Bart Night Owl Service