

## Agenda Item 7.a

**TO:** O&S Committee

**DATE:** February 14, 2013

**FROM:** Anne Muzzini  
Director of Planning & Marketing

**SUBJ:** Fixed Route Reports

### Fixed Route Operating Reports for January 2013

#### 1. Monthly Boarding's Data

The following represent the numbers that are most important to staff in evaluating the performance of the fixed route system.

<u>Title</u>	<b>FY 2013</b>		<u>Annual Goal</u>
	<u>Current Month</u>	<u>YTD Avg</u>	
Total Passengers	275,450		
Average Weekday	11,660	11,661	
Pass/Rev Hour	15.0	15.2	Standard Goal > 17.0*
Missed Trips	0.10%	0.11%	Standard Goal < 0.25%*
Miles between Road Calls	28,338	27,787	Standard Goal > 18,000*

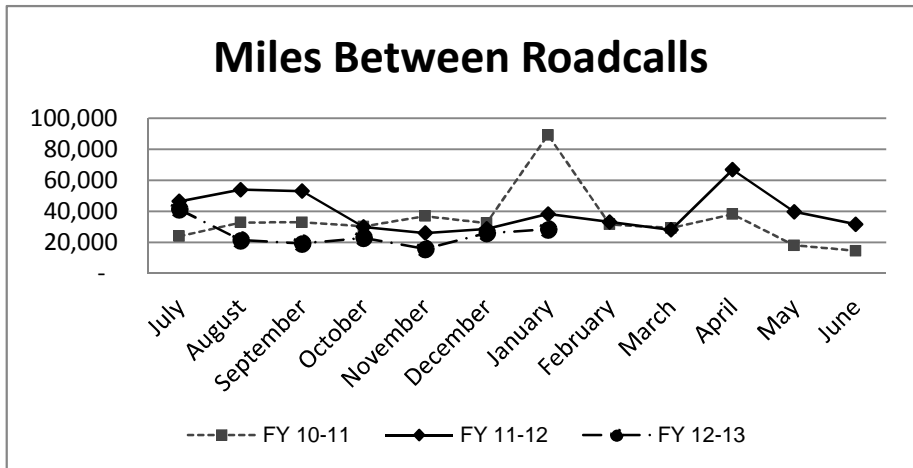
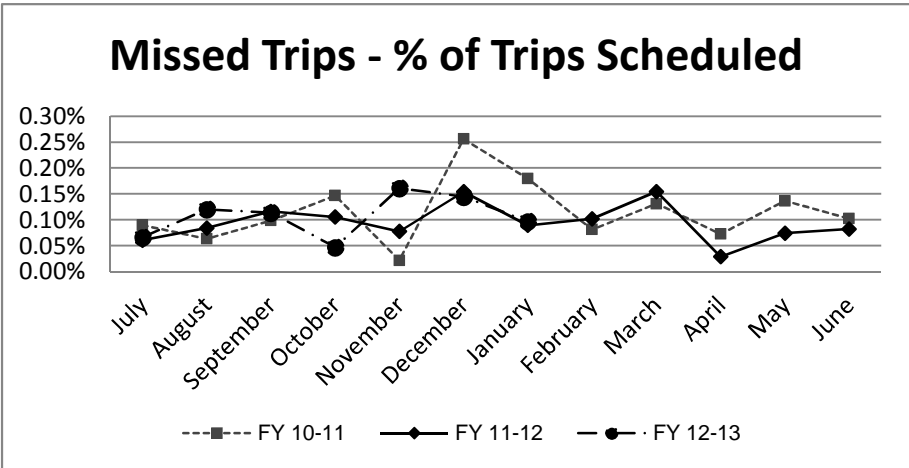
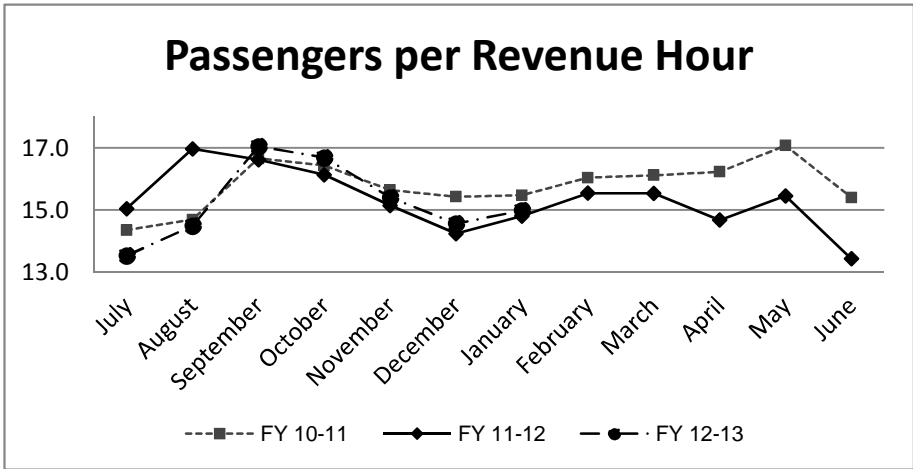
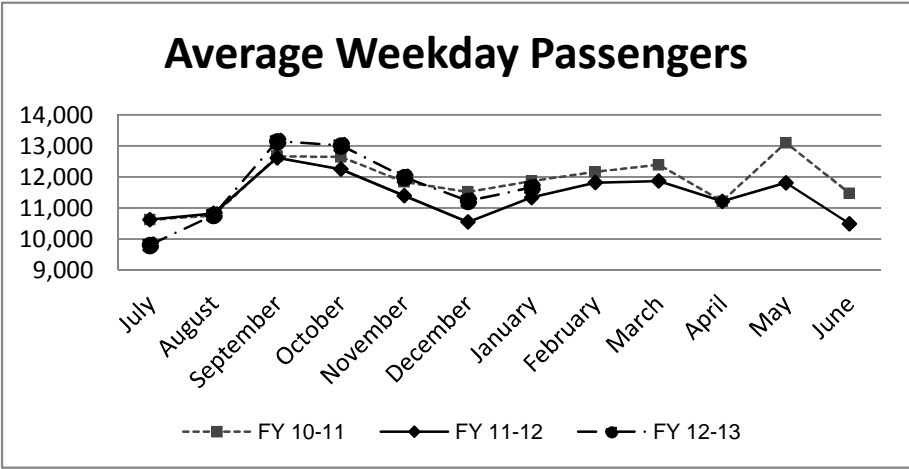
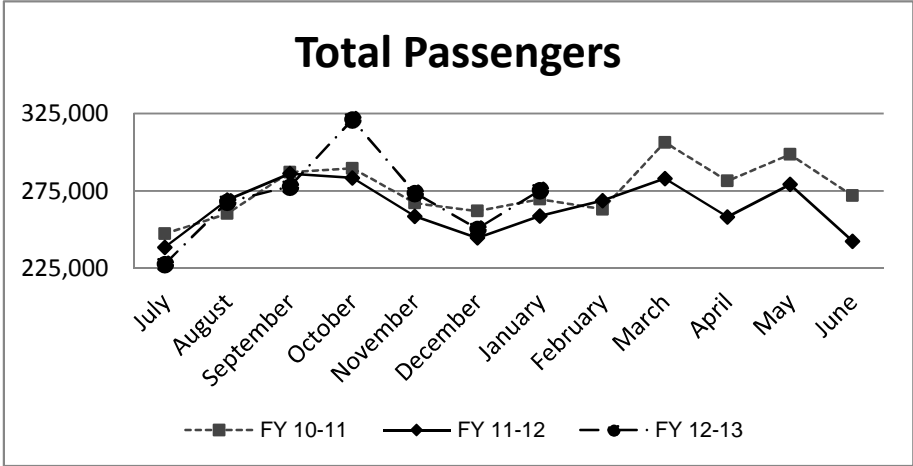
\* Based on current standards from updated SRTP

#### Analysis

Average weekday ridership is higher in January (11,660 passengers) than December (11,229 passengers) and higher compared to January of last year (11,334 passengers). Productivity in January is also higher (15.0 passengers per hour) than the December level of 14.6 passengers per hour.

The percentage of missed trips in January (0.10%) is lower compared to the prior month (0.14%). The YTD average is 0.11% missed trips.

The number of miles between roadcalls was 28,338 miles in January which is higher than the prior month when we experienced 25,999 miles between roadcalls. The 12 month average is 27,787 miles between roadcalls.



**TRANSPORTATION and MAINTANCE**  
**Operation Data Summary**

<b>TRANSPORTATION</b>	<b>2012 January</b>	<b>2012 February</b>	<b>2012 March</b>	<b>2012 April</b>	<b>2012 May</b>	<b>2012 June</b>	<b>2012 July</b>	<b>2012 August</b>	<b>2012 September</b>	<b>2012 October</b>	<b>2012 November</b>	<b>2012 December</b>	<b>2013 January</b>	<b>12 Month TOTALS</b>
Number of Buses	121	121	121	121	121	121	121	121	121	121	121	121	121	121
Totals Hub Miles	267,933	264,761	281,156	267,150	278,303	253,651	247,826	278,449	250,982	298,277	269,325	259,994	283,381	3,501,188
<b>Work Days</b>	30	29	31	30	30	30	30	31	29	31	29	30	30	390
Revenue Hours	17,455	17,293	18,220	17,602	18,067	17,046	16,832	18,496	16,305	19,242	17,777	17,194	18,390	229,920
Operator Pay Hours	32,316	29,839	31,195	30,306	31,155	30,023	29,970	31,358	31,780	38,149	32,217	30,111	33,540	411,957
Number of Operators	165	160	164	162	161	161	165	165	169	168	168	172	172	166
<b>Unscheduled Absences</b>	<b>461</b>	<b>402</b>	<b>420</b>	<b>412</b>	<b>307</b>	<b>365</b>	<b>337</b>	<b>369</b>	<b>308</b>	<b>357</b>	<b>289</b>	<b>266</b>	<b>343</b>	<b>4,636</b>
FT Protection	85	45	53	50	45	59	29	68	88	35	41	30	61	689
Worker Comp.	123	144	109	113	87	96	112	94	40	69	48	54	53	1,142
Sick leave	253	213	258	249	175	210	196	207	180	253	200	182	229	2,805
<b>Collision Accidents</b>	3	4	4	2	10	6	5	6	2	3	2	5	4	56
Passenger Accidents	9	11	13	11	10	12	8	12	11	11	12	8	8	136
Total Chargeable Collisions	1	4	1	2	2	1	2	5	1	2	2	2	1	26
<b>Chargeable/100K Miles</b>	<b>0.37</b>	<b>1.51</b>	<b>0.35</b>	<b>0.74</b>	<b>0.71</b>	<b>0.39</b>	<b>0.80</b>	<b>1.79</b>	<b>0.39</b>	<b>0.67</b>	<b>0.74</b>	<b>0.76</b>	<b>0.35</b>	<b>0.74</b>
Number of Trips Scheduled	23,581	23,581	24,600	23,581	24,359	23,124	22,782	25,003	22,040	25,666	23,606	22,831	20,706	305,460
Number of Trips Missed	21	24	38	7	18	19	15	30	25	12	38	33	20	300
<b>Of Trips Scheduled - % Missed</b>	<b>0.09%</b>	<b>0.10%</b>	<b>0.15%</b>	<b>0.03%</b>	<b>0.07%</b>	<b>0.08%</b>	<b>0.07%</b>	<b>0.12%</b>	<b>0.11%</b>	<b>0.05%</b>	<b>0.16%</b>	<b>0.14%</b>	<b>0.10%</b>	<b>0.10%</b>
Of Trips Missed - Mechanical	7	13	20	3	7	15	10	14	16	7	26	26	14	178
On Time Performance %	94%	96%	90%	90%	88%	88%	90%	89%	86%	86%	87%	86%	91%	89%
<b>MAINTENANCE</b>														
A/C Operative - Avg. %	100%	100%	100%	100%	100%	100%	100%	100%	100%	100%	100%	100%	100%	100%
Lifts Operative - Ave %	100%	100%	100%	100%	100%	100%	100%	100%	100%	100%	100%	100%	100%	100%
PM Complete on Schedule	100%	100%	100%	100%	100%	100%	100%	100%	100%	100%	100%	100%	100%	100%
Total Road Calls	9	13	15	6	8	12	6	16	14	14	19	11	11	154
Road Calls for Mechanical	7	8	10	4	7	8	6	13	13	13	17	10	10	126
<b>Road Calls for Other</b>	<b>2</b>	<b>5</b>	<b>5</b>	<b>2</b>	<b>1</b>	<b>4</b>	<b>0</b>	<b>3</b>	<b>1</b>	<b>1</b>	<b>2</b>	<b>1</b>	<b>1</b>	<b>28</b>
<b>Miles Between Mechanical Road Calls</b>														
Bus Numbers														
100 - 199	9,375	11,781	11,930	11,249	12,214	9,647	12,445	8,999	9,238	13,330	9,447	9,200	10,698	
200 - 299	34,037	30,338	33,067	32,494	16,426	35,164	27,631	34,306	16,941	39,167	15,017	34,419	37,985	
300 - 399	22,031	11,844	6,224	40,903	39,175	35,450	34,557	20,859	9,144	8,639	5,298	41,218	19,091	
400 - 499	15,892	30,471	36,198	31,581	34,388	23,555	29,747	15,132	28,970	32,330	17,607	14,648	19,015	
500 - 519	50,808	26,619	52,607	52,074	27,108	48,677	44,991	27,014	45,353	12,182	53,070	8,355	26,561	
900 - 939	86,996	45,332	48,365	8,643	93,324	29,483	41,234	31,128	28,642	105,079	18,513	31,039	31,214	
2000 - 2099	10,873	12,736	13,282	11,936	12,134	12,708	15,987	7,876	5,519	16,448	11,914	10,969	11,723	
Fleet Avg.	38,276	33,095	28,116	66,788	39,758	31,706	41,304	21,419	19,306	22,944	15,843	25,999	28,338	27,787
Maintenance Pay Hours	4,762	4,457	4,581	4,311	4,437	4,093	4,395	4,522	4,520	4,656	4,162	4,523	4,705	58,123
No. Maint. Employees	27	27	26	26	25	27	26	27	27	27	26	27	27	27
<b>Maint. Emps/100K Miles</b>	<b>10</b>	<b>10</b>	<b>9</b>	<b>10</b>	<b>9</b>	<b>11</b>	<b>10</b>	<b>10</b>	<b>11</b>	<b>9</b>	<b>10</b>	<b>10</b>	<b>10</b>	<b>1</b>
Unscheduled Absences	2	1	7	1	2	4	3	0	3	2	4	1	3	3

Note: Some statistics may not be available (n/a) at this time. These will be brought current in future reports.

**MONTHLY BOARDINGS  
Operations Data Summary**

IV. Staff Reports

Fixed Route Boardings		Passengers by Revenue Hrs/Miles		Service Days		Fiscal YTD Comparison Passenger Boardings	
<b>January 2013 - Fixed Route Boardings</b>	275,450	Revenue Hours - January 2013	18,390	Weekdays - January 13	22	Fiscal 2013 YTD	1,894,162
		January 2012	17,455	January 12	21		
Bus Bridge		Revenue Miles - January 2013	206,632	Saturdays - January 13	4	Fiscal 2012YTD	1,838,847
Special Event		January 2012	194,499	January 12	4		
				Sundays - January 13	4		
				January 12	5		
<b>January 2013 Total Boardings</b>	<b>275,450</b>	<b>Passengers per Mile</b>	<b>1.3</b>	<b>Total Days - 2012</b>	<b>30</b>	<b>YTD Trend</b>	<b>3.0%</b>
<b>January 2012 Total Boardings</b>	<b>258,371</b>	<b>Passengers per Hour</b>	<b>15.0</b>	<b>2011</b>	<b>30</b>	<b>Monthly Trend</b>	<b>6.6%</b>

January 2012 Fixed Route Passenger Total						January 2013	January 2013
Route	Destination Information	Weekday	Saturday	Sunday	Total	Weekday Average	Passengers per Revenue Hour
1	Rossmoor / Shadelands	7,520			7,520	342	12.9
2	Rudgear / Walnut Creek	1,428			1,428	65	7.3
4	Walnut Creek Downtown Shuttle	18,901	2,138	1,524	22,563	859	24.1
5	Creekside / Walnut Creek	1,714			1,714	78	7.8
6	Lafayette / Moraga / Orinda	9,286	379	304	9,968	422	13.4
7	Shadelands / Pleasant Hill / Walnut Creek	4,746			4,746	216	6.8
9	DVC / Walnut Creek	12,127			12,127	551	13.3
10	Concord / Clayton Rd	22,349			22,349	1,016	21.2
11	Treat Blvd / Oak Grove	6,341			6,341	288	15.5
14	Monument Blvd	13,801			13,801	627	15.8
15	Treat Boulevard	10,959			10,959	498	16.3
16	Alhambra Ave / Monument Blvd	14,192			14,192	645	12.4
17	Olivera/Solano / Salvio / North Concord	5,133			5,133	233	12.5
18	Amtrak / Merello / Pleasant Hill	9,823			9,823	447	14.2
19	Amtrak / Pacheco Blvd / Concord	3,072			3,072	140	10.1
20	DVC / Concord	25,895			25,895	1,177	25.1
21	Walnut Creek / San Ramon Transit Center	12,604			12,604	573	11.8
25	Lafayette / Walnut Creek	1,260			1,260	57	5.0
28	North Concord / Martinez	6,497			6,497	295	9.8
35	Dougherty Valley	8,235			8,235	374	11.5
36	San Ramon / Dublin	5,487			5,487	249	9.4
91X	Concord Commuter Express	852			852	39	10.8
92X	Ace Shuttle Express	4,201			4,201	191	16.1
93X	Kirker Pass Express	4,695			4,695	213	15.0
95X	San Ramon / Danville Express	3,800			3,800	173	17.2
96X	Bishop Ranch Express	10,847			10,847	493	15.7
97X	Bishop Ranch Express	2,415			2,415	110	11.4
98X	Martinez Express	7,654			7,654	348	13.1
250 *	Gael Rail Service	71	104	86	261	8	2.9
260 *	Cal State East Bay / Concord Bart	289			289	19	5.3
301	Rossmoor / John Muir Medical Center		288	203	491	0	7.1
310	Concord Bart / Clayton Rd / Kirker Pass		1,444	1,220	2,664	0	23.8
311	Concord / Oak Grove / Treat Blvd / WC		846	673	1,518	0	12.5
314	Clayton Rd / Monument Blvd / PH		2,380	1,703	4,083	0	18.7
315	Concord / Willow Pass / Landana		218	154	372	0	6.9
316	Alhambra / Merello / Pleasant Hill		1,380	838	2,218	0	13.7
320	DVC / Concord		820	502	1,323	0	13.4
321	San Ramon / Walnut Creek		1,051	686	1,737	0	10.9
600's	Select Service	20,316			20,316	923	28.3
<b>TOTALS</b>		<b>256,510</b>	<b>11,048</b>	<b>7,892</b>	<b>275,450</b>	<b>11,660</b>	<b>15.0</b>

\* Data from Link

## Operations Data Summary

### JANUARY 2013 PRODUCTIVITY

*(sorted by Pass / Rev Hr - decending order)*

Route	Destination Information	Total	Wkday Avg	Passenger / Rev Hr
600's	Select Service	20,316	923	28.3
20	DVC / Concord	25,895	1,177	25.1
4	Walnut Creek Downtown Shuttle	22,563	859	24.1
310	Concord Bart / Clayton Rd / Kirker Pass	2,664	0	23.8
10	Concord / Clayton Rd	22,349	1,016	21.2
314	Clayton Rd / Monument Blvd / Pleasant Hill	4,083	0	18.7
95X	San Ramon / Danville Express	3,800	173	17.2
15	Treat Boulevard	10,959	498	16.3
92X	Ace Shuttle Express	4,201	191	16.1
14	Monument Blvd	13,801	627	15.8
96X	Bishop Ranch Express	10,847	493	15.7
11	Treat Blvd / Oak Grove	6,341	288	15.5
93X	Kirker Pass Express	4,695	213	15.0
18	Amtrak / Merello / Pleasant Hill	9,823	447	14.2
316	Alhambra / Merello / Pleasant Hill	2,218	0	13.7
6	Lafayette / Moraga / Orinda / Orinda Village	9,968	422	13.4
320	DVC / Concord	1,323	0	13.4
9	DVC / Walnut Creek	12,127	551	13.3
98X	Martinez Express	7,654	348	13.1
1	Rossmoor / Shadelands	7,520	342	12.9
311	Concord / Oak Grove / Treat Blvd / Walnut Creek	1,518	0	12.5
17	Olivera/Solano / Salvio / North Concord	5,133	233	12.5
16	Alhambra Ave / Monument Blvd	14,192	645	12.4
21	Walnut Creek / San Ramon Transit Center	12,604	573	11.8
35	Dougherty Valley	8,235	374	11.5
97X	Bishop Ranch Express	2,415	110	11.4
321	San Ramon / Walnut Creek	1,737	0	10.9
91X	Concord Commuter Express	852	39	10.8
19	Amtrak / Pacheco Blvd / Concord	3,072	140	10.1
28	North Concord / Martinez	6,497	295	9.8
36	San Ramon / Dublin	5,487	249	9.4
5	Creekside / Walnut Creek	1,714	78	7.8
2	Rudgear / Walnut Creek	1,428	65	7.3
301	Rossmoor / John Muir Medical Center	491	0	7.1
315	Concord / Willow Pass / Landana	372	0	6.9
7	Shadelands / Pleasant Hill / Walnut Creek	4,746	216	6.8
260 *	Cal State East Bay / Concord Bart	289	19	5.3
25	Lafayette / Walnut Creek	1,260	57	5.0
250 *	Gael Rail Service	261	8	2.9

*NOTE: \* Data comes from Link Operators*

**Operations Data Summary**

**AVERAGE WEEKDAY BOARDINGS TREND**

<b>Route</b>	<b>Destination Information</b>	<b>Jan-12</b>	<b>Feb-12</b>	<b>Mar-12</b>	<b>Apr-12</b>	<b>May-12</b>	<b>Jun-12</b>	<b>Jul-12</b>	<b>Aug-12</b>	<b>Sep-12</b>	<b>Oct-12</b>	<b>Nov-12</b>	<b>Dec-12</b>	<b>Jan-13</b>
1	Rossmoor / Shadelands	354	359	381	376	365	349	357	336	356	380	326	325	342
2	Rudgear / Walnut Creek	56	65	60	59	60	50	50	58	76	64	62	60	65
4	Walnut Creek Downtown Shuttle	869	895	919	851	851	848	836	880	951	874	878	918	859
4H **	Walnut Creek Extended Holiday Shuttle											25	28	
5	Creekside / Walnut Creek	46	67	63	48	51	53	65	64	84	74	71	66	78
6	Lafayette / Moraga / Orinda	455	462	466	415	416	319	284	318	540	510	467	359	422
7	Shadelands / Pleasant Hill / Walnut Creek	231	218	232	230	251	234	231	234	239	228	213	195	216
9	DVC / Walnut Creek	519	554	554	522	550	531	558	563	642	605	576	523	551
10	Concord / Clayton Rd	928	985	984	955	1,016	927	894	979	1,151	1,133	1,038	979	1,016
11	Treat Blvd / Oak Grove	297	316	317	291	303	265	271	284	352	349	304	263	288
14	Monument Blvd	596	598	599	600	619	591	581	609	670	664	634	596	627
15	Treat Boulevard	466	473	471	449	492	456	404	427	542	548	513	487	498
16	Alhambra Ave / Monument Blvd	661	684	689	685	728	691	660	652	720	715	674	658	645
17	Olivera/Solano / Salvio / North Concord	197	207	210	205	234	208	215	203	239	251	215	205	233
18	Amtrak / Merello / Pleasant Hill	399	447	437	411	454	408	387	438	505	506	463	432	447
19	Amtrak / Pacheco Blvd / Concord	136	137	120	133	137	145	141	150	154	149	144	121	140
20	DVC / Concord	952	1,204	1,165	1,078	1,096	955	972	1,117	1,358	1,346	1,224	1,075	1,177
21	Walnut Creek / San Ramon Transit Center	625	588	594	572	613	576	584	570	638	659	610	561	573
25	Lafayette / Walnut Creek	57	50	58	58	65	61	64	60	71	63	57	56	57
28	North Concord / Martinez	296	312	297	199	250	244	265	291	332	329	316	286	295
35	Dougherty Valley	353	363	362	302	362	317	312	334	410	431	390	360	374
36	San Ramon / Dublin	237	251	239	234	245	213	224	230	257	251	245	233	249
91X	Concord Commuter Express	30	39	27	34	41	30	36	55	85	90	54	35	39
92X	Ace Shuttle Express	183	160	158	149	142	138	149	158	179	203	197	154	191
93X	Kirker Pass Express	203	203	210	210	222	221	206	214	227	227	192	149	213
95X	San Ramon / Danville Express	169	182	179	182	190	174	163	164	173	181	170	135	173
96X	Bishop Ranch Express	498	495	529	481	480	465	457	464	528	524	505	467	493
97X	Bishop Ranch Express	85	87	95	99	93	81	76	103	84	108	108	84	110
98X	Martinez Express	327	360	336	338	347	322	324	351	380	372	361	336	348
250 *	St Mary's College Gael Rail Shuttle	12	14	16	12	10			7	12	12	19	4	8
260 *	Cal State East Bay / Concord Bart	7	4	2	6	9	4			8	6	7	3	19
600's	Select Service	1,075	1,049	1,108	1,036	1,129	622	43	469	1,202	1,169	961	1,446	923
<b>TOTALS</b>		<b>11,311</b>	<b>11,817</b>	<b>11,867</b>	<b>11,210</b>	<b>11,812</b>	<b>10,494</b>	<b>9,809</b>	<b>10,776</b>	<b>13,151</b>	<b>13,015</b>	<b>11,988</b>	<b>11,229</b>	<b>11,660</b>

*NOTE: \* Data comes from Link Operators      \*\* These are seasonal routes*

**Operations Data Summary**

**AVERAGE WEEKEND BOARDINGS TREND**

Route	Destination Information	Jan-12	Feb-12	Mar-12	Apr-12	May-12	Jun-12	Jul-12	Aug-12	Sep-12	Oct-12	Nov-12	Dec-12	Jan-13
<b>SATURDAY</b>		<i>4 Days</i>	<i>4 Days</i>	<i>5 Days</i>	<i>5 Days</i>	<i>4 Days</i>	<i>5 Days</i>	<i>5 Days</i>	<i>4 Days</i>	<i>5 Days</i>	<i>4 Days</i>	<i>4 Days</i>	<i>5 Days</i>	<i>4 Days</i>
4	Walnut Creek Downtown Shuttle	556	620	538	577	343	465	397	524	656	569	641	788	534
4H **	Walnut Creek Extended Holiday Shuttle											23	145	
6	Lafayette / Moraga / Orinda	148	122	116	97	98	76	59	85	179	143	141	116	95
250 *	St Mary's College Gael Rail Shuttle	33	30	35	28	18			4	33	30	31	14	26
301	Rossmoor / John Muir Medical Center	80	80	67	57	55	78	51	66	76	72	67	73	72
310	Concord Bart / Clayton Rd / Kirker Pass	395	418	362	299	330	403	319	416	399	418	415	474	361
311	Concord / Oak Grove / Treat Blvd / WC	230	258	206	188	190	217	166	213	241	246	256	269	211
314	Clayton Rd / Monument Blvd / PH	561	648	573	521	508	721	427	642	680	691	645	797	595
315	Concord / Willow Pass / Landana	63	77	68	46	62	66	47	64	65	73	75	79	55
316	Alhambra / Merello / Pleasant Hill	259	329	316	259	281	290	272	353	353	367	379	451	345
320	DVC / Concord	209	233	196	192	170	259	181	247	232	250	233	249	205
321	San Ramon / Walnut Creek	231	249	217	192	197	239	209	290	290	299	274	314	263
<b>TOTALS</b>		<b>2,764</b>	<b>3,064</b>	<b>2,694</b>	<b>2,457</b>	<b>2,251</b>	<b>2,814</b>	<b>2,131</b>	<b>2,903</b>	<b>3,203</b>	<b>3,159</b>	<b>3,181</b>	<b>3,769</b>	<b>2,762</b>

Route	Destination Information	Jan-12	Feb-12	Mar-12	Apr-12	May-12	Jun-12	Jul-12	Aug-12	Sep-12	Oct-12	Nov-12	Dec-12	Jan-13
<b>SUNDAY</b>		<i>5 Days</i>	<i>4 Days</i>	<i>4 Days</i>	<i>4 Days</i>	<i>4 Days</i>	<i>4 Days</i>	<i>4 Days</i>	<i>4 Days</i>	<i>5 Days</i>	<i>4 Days</i>	<i>4 Days</i>	<i>5 Days</i>	<i>4 Days</i>
4	Walnut Creek Downtown Shuttle	401	425	488	640	313	359	447	406	573	421	439	619	381
6	Lafayette / Moraga / Orinda	91	95	90	99	98	55	72	87	115	118	96	70	76
250 *	St Mary's College Gael Rail Shuttle	21	25	26	21	12			3	23	20	13	10	22
301	Rossmoor / John Muir Medical Center	55	50	47	60	55	63	59	66	63	57	49	71	51
310	Concord Bart / Clayton Rd / Kirker Pass	287	312	311	351	327	340	469	316	298	303	332	352	305
311	Concord / Oak Grove / Treat Blvd / WC	149	167	193	216	165	165	232	176	204	221	217	230	168
314	Clayton Rd / Monument Blvd / PH	412	410	423	558	435	480	682	443	477	497	523	553	426
315	Concord / Willow Pass / Landana	31	57	44	49	45	40	54	35	38	48	41	45	38
316	Alhambra / Merello / Pleasant Hill	208	229	200	259	199	188	296	241	252	242	240	308	210
320	DVC / Concord	138	149	125	175	152	137	213	161	148	143	177	177	126
321	San Ramon / Walnut Creek	162	160	167	198	199	194	239	191	198	196	180	234	171
<b>TOTALS</b>		<b>1,956</b>	<b>2,078</b>	<b>2,115</b>	<b>2,627</b>	<b>2,000</b>	<b>2,021</b>	<b>2,763</b>	<b>2,124</b>	<b>2,389</b>	<b>2,267</b>	<b>2,307</b>	<b>2,670</b>	<b>1,973</b>

NOTE: \* Data comes from Link Operators      \*\* These are seasonal routes

## Route Description Summary

Route #	Description
1	Rossmoor Shopping Center, Tice Valley Blvd, Boulevard Wy, Oakland Blvd, Trinity Ave , BART Walnut Creek, Ygnacio Valley, Montego, John Muir Medical Center, N Wiget Ln, Shadelands Office Park
2	Rudgear Rd, Stewart Ave, Trotter Wy, Dapplegray Rd, Palmer Rd, Mountain View Blvd, San Miguel Dr, N & S California Blvd, BART Walnut Creek
4	BART Walnut Creek, N California Blvd, Locust St, Mt Diablo Blvd, Broadway Plaza, S Main St, Pringle Ave
4H	Walnut Creek Extended Holiday Service (November 27 thru December 31)
5	BART Walnut Creek, Rivieria Ave, Parkside Dr, N Civic Dr, N Broadway, Lincoln Ave, Mt Pisgah St, S Main St, Creekside Dr
6	BART Orinda, Orinda Village, Orinda Wy, Moraga Wy, Moraga Rd, St Marys Rd, St Mary's College, Mt Diablo Blvd, BART Lafayette
7	BART Pleasant Hill, Treat Blvd, Bancroft Rd, Ygnacio Valley Rd, Shadelands Office Park, Marchbanks, BART Walnut Creek, Riviera Ave, Buena Vista, Geary Rd
9	DVC, Contra Costa Blvd, Ellinwood Wy, JFK University, Gregory Ln, Cleaveland Rd, Boyd Rd, W Hookston Rd, Patterson Blvd, Oak Park Blvd, Coggins Dr, BART Pleasant Hill, N Main St, N California Blvd, BART Walnut Creek
10	BART Concord, Clayton Rd, Center St, Marsh Creek Rd
11	BART Concord, Port Chicago Highway, Salvio St, Mira Vista Terrace, Fry Wy, Clayton Rd, Market St, Meadow Ln, Oak Grove Rd, Treat Blvd, BART Pleasant Hill
14	BART Concord, Oak St, Laguna St, Detroit Ave, Monument Blvd, Mohr Ln, David Ave, Bancroft Rd, Treat Blvd, BART Pleasant Hill
15	BART Concord, Port Chicago Highway, Salvio St, Parkside Dr, Willow Pass Rd, Landana Dr, West St, Clayton Rd, Treat Blvd, BART Pleasant Hill, Oak Rd, N Civic Dr, Ygnacio Valley Rd, BART Walnut Creek
16	BART Concord, Oak St, Galindo St, Monument Blvd, Crescent Plaza, Cleaveland Rd, Gregory Ln, Pleasant Hill Rd, Alhambra Ave, Berrellesa St, Escobar St, Court St, Martinez Amtrak
17	BART Concord, Grant St, East St, Solano Wy, Olivera Rd, Port Chicago Highway, BART North Concord
18	BART Pleasant Hill, Oak Rd, Buskirk Ave, Crescent Plaza, Gregory Ln, Pleasant Hill Rd, Taylor Blvd, Morello Ave, Viking Dr, Contra Costa Blvd, DVC, Old Quarry Rd, Pacheco Blvd, Muir Rd, Arnold Dr, Morello, Pacheco Blvd, Martinez Amtrak
19	BART Concord, Galindo St, Concord Ave, Bisso Ln, Stanwell Dr, John Glenn Dr, Galaxy Wy, Diamond Blvd, Contra Costa Blvd, Pacheco Blvd, Martinez Amtrak
20	BART Concord, Grant St, Concord Blvd, Clayton Rd, Gateway Blvd, Willow Pass Rd, Sun Valley Blvd, Golf Club Rd, DVC
21	BART Walnut Creek, N & S California Blvd, Newell Ave, S Main St, Danville Blvd, Railroad Ave, San Ramon Valley Blvd, Danville Park & Ride, Camino Ramon, Fostoria Wy, San Ramon Transit Center
25	BART Lafayette, Mt Diablo Blvd, Highway 24, Highway 680, BART Walnut Creek
28	BART North Concord, Port Chicago Highway, Bates Ave, Commercial Cir, Pike Ln, Arnold Industrial Wy, Marsh Dr, Contra Costa Blvd, Chilpancingo Pkwy, Old Quarry Rd, DVC, Highway 680, Highway 4, Center Ave, VA Clinic, Howe Rd, Pacheco Blvd, Martinez Amtrak
35	BART Dublin, Dublin Blvd, Dougherty Rd, Bollinger Canyon Rd, E Branch Pkwy, Windemere Pkwy, Sunset Dr, Bishop Dr, Executive Pkwy, San Ramon Transit Center
36	BART Dublin, Dublin Blvd, Village Pkwy, Alcosta Blvd, Fircrest Ln, San Ramon Valley Blvd, Tareyton Ave, Bollinger Canyon Rd, Crow Canyon Rd, Executive Pkwy, San Ramon Transit Center
91X	BART Concord, Galindo St, Concord Ave, John Glenn Dr, Galaxy Wy, Chevron, Diamond Blvd, Willow Pass Rd, Gateway Blvd, Clayton Rd, Oak St
92X	Shadelands Office Park, Ygnacio Valley Rd, Highway 680, Danville Park & Ride, Crow Canyon Rd, Bishop Ranch 15, San Ramon Transit Center, Camino Ramon, ATT, Sunset Dr, Chevron, Ace Train Station Pleasanton
93X	BART Walnut Creek, Ygnacio Valley Rd, Shadelands Office Park, Oak Grove Rd, Kirker Pass Rode, Railroad Ave, Buchanan Rd, Somersville Rd, Fairview Dr, Delta Fair Blvd, Highway 4, Hillcrest Park & Ride
95X	BART Walnut Creek, Highway 680, Crow Canyon Pl, Fostoria Wy, Camino Ramon, San Ramon Transit Center
96X	BART Walnut Creek, Highway 680, Chevron, Bishop Ranch 1, Bishop Ranch 3, Bishop Ranch 6, San Ramon Transit Center, Bishop Ranch 15, Annabel Ln, Bishop Ranch 8, Bishop Dr, Sunset Dr
97X	BART Dublin, Highway 680, Highway 580, Chevron, Bishop Ranch 1, Bishop Ranch 3, Bishop Ranch 6, San Ramon Transit Center, Bishop Ranch 15, Annabel Ln, Bishop Ranch 8, Bishop Dr, Sunset Dr
98X	BART Walnut Creek, N Main St, Highway 680, Sun Valley Blvd, Contra Costa Blvd, Concord Ave, Diamond Blvd., Highway 680, Highway 4, Alhambra Ave, Berrellesa St, Escobar St, Court St, Martinez Amtrak
250	St Mary's College, St Marys Rd, Moraga Rd, Mt Diablo Blvd, BART Lafayette
260	Cal State, East Bay, Concord Bart



## Route Description Summary

Route #	Description
301	Rossmoor Shopping Center, Tice Valley Blvd, Boulevard Wy, Oakland Blvd, Trinity Ave , BART Walnut Creek, Ygnacio Valley, Montego, John Muir Medical Center
310	Concord Bart, Clayton Rd, Kirker Pass
311	BART Concord, Port Chicago Highway, Salvio St, Mira Vista Terrace, Fry Wy, Clayton Rd, Market St, Meadow Ln, Oak Grove Rd, Treat Blvd, BART Pleasant Hill
314	Ayers Rd, Concord Blvd, Kirker Pass Rd, Clayton Rd, BART Concord, Oak St, Laguna St, Detroit Ave, Monument Blvd, Mohr Ln, David Ave, Crescent Plaza, Cleaveland Rd, Gregory Ln, Contra Costa Blvd, DVC
315	BART Concord, Port Chicago Highway, Salvio St, Parkside Dr, Willow Pass Rd, Landana Dr, West St, Clayton Rd
316	BART Pleasant Hill, Oak Rd, Buskirk Ave, Crescent Plaza, Gregory Ln, Contra Costa Blvd, Golf Club Rd, DVC, Old Quarry Rd, Pacheco Blvd, Muir Rd, Arnold Dr, Pacheco Blvd, Morrelo Ave, Martinez Amtrak, Berrellesa St, Alhambra Ave
320	BART Concord, Grant St, Concord Blvd, Clayton Rd, Gateway Blvd, Willow Pass Rd, Diamond Blvd, Concord Ave, Chilpancingo Pkwy, Old Quarry Rd, DVC
321	BART Walnut Creek, N & S California Blvd, Newell Ave, S Main St, Danville Blvd, Railroad Ave, San Ramon Valley Blvd, Camino Ramon, Fostoria Wy, San Ramon Transit Center- Shops at BR.
601	N Civic Dr, Parkside Dr, Riveria Ave, BART Walnut Creek, Trinity Ave, Oakland Blvd, Boulevard Wy, Tice Valley Blvd, Meadow Rd, Castle Hill Rd, Danville Blvd, Hillgrade Ave., Crest Ave, Rossmoor Shopping Center
602	Walnut Blvd, Oro Valley Cir, Mountain View Blvd, Rudgear Rd, Stewart Ave, Trotter Wy, Dapplegray Rd, Palmer Rd, Mountain View Blvd, San Miguel Dr, N & S California Blvd, BART Walnut Creek
603	Camino Pablo, Moraga Rd, St Marys Rd, St Mary's College, Mt Diablo Blvd, BART Lafayette
605	N Civic Dr, N Broadway, Lincoln Ave, Mt Pischgah St, Newell Ave, Lilac Dr, S Main St, Creekside Dr
606	BART Orinda, Orinda Wy, Miner Rd, Honey Hill Rd, Via Las Cruces, Saint Stephens Dr, Orinda Woods Dr, Moraga Wy, Ivy Dr, Moraga Rd, St Marys Rd, St Mary's College, Mt Diablo Blvd, BART Lafayette
608	VA Clinic, Center Ave, Pacheco Blvd, Contra Costa Blvd, Chilpancingo Pkwy, Old Quarry Rd, DVC
609	BART Walnut Creek, Ygnacio Valley Rd, Marchbanks Dr, Walnut Ave
610	BART Concord, Clayton Rd, Ayers Rd, Concord Blvd, Kirkwood Dr, Oakhurst Dr, Center St, Marsh Creek Rd, Mountaire Pkwy, Mountaire Cir
611	BART Concord, Port Chicago Highway, Salvio St, Mira Vista Terrace, Fry Wy, Clayton Rd, Market St, Meadow Ln, Oak Grove Rd, Treat Blvd, Bancroft Rd, Minert Rd
612	BART Concord, Clayton Rd, Ayers Rd, Concord Blvd, Kirker Pass Rd, Washington Blvd, Pennsylvania Blvd, Pine Hollow Rd, El Camino Dr, Michigan Blvd
613	Minert Rd, Oak Grove Rd, Monument Blvd, Detroit Ave, Laguna St, Oak St, BART Concord
614	BART Concord, Clayton Rd, Michigan Blvd, Pennsylvania Blvd, Pine Hollow Rd, El Camino Dr
615	Concord Blvd, Landana Dr., Willow Pass Rd., Parkside Dr., Salvio St., East St., clayton Rd., Oakland Ave., Mount Diablo St., BART Concord
616	Treat Blvd, Bancroft Rd, Minert Rd, Oak Grove Rd, Monument Blvd, San Miguel Rd, Galindo St, Oak St, BART Concord
619	Minert Rd, Oak Grove Rd, Monument Blvd, Mohr Ln, David Ave, Bancroft Rd, Treat Blvd, BART Pleasant Hill
622	Pine Valley Rd, Broadmoor Dr, Montevideo Dr, Alcosta Blvd, Crow Canyon Rd, Tassajara Ranch Rd, Camino Tassajara
623	Danville Blvd, Stone Valley Rd, Green Valley Rd, Diablo Rd, Hartz Ave, San Ramon Valley Blvd, Sycamore Valley Rd, Camino Tassajara, Tassajara Ranch Rd, Crow Canyon Rd, Anabel Ln
625	Rossmoor Shopping Center, Tice Valley Blvd, Olympic Blvd, Pleasant Hill Rd, Acalanes Ave, Stanley Blvd, Mt Diablo Blvd, BART Lafayette, Happy Valley Rd, Upper Happy Valley Rd, El Nido Ranch Rd, Hidden Valley Rd, Acalanes Rd
626	St Mary's College, St Marys Rd, Rohrer Dr, Moraga Rd, Mt Diablo Blvd, BART Lafayette, Happy Valley Rd, Upper Happy Valley Rd, El Nido Ranch Rd, Hidden Valley Rd, Acalanes Rd
627	BART North Concord, Port Chicago Highway, Bates Ave, Mason Cir
631	Minert Rd, Weaver Ln, Oak Grove, Monument Blvd, Fry Way, Clayton Rd, Detroit Ave, Walters Way, BART Concord
632	Minert Rd, San Miguel Dr, Galloway Rd, Monument Blvd, Meadow Ln, Mohr Ln, Del Rio Cr, BART Pleasant Hill
635	Bollinger Canyon Rd, Dougherty Rd, Crow Canyon Rd, Tassajara Ranch Rd, Camino Tassajara, Lusitano St, Charbray St
636	San Ramon Transit Center, Executive Pkwy, Crow Canyon Rd, Bollinger Canyon Rd, San Ramon Valley Blvd, Broadmoor Dr, Alcosta Blvd, Fircrest Ln, Village Pkwy, Dublin Blvd, BART Dublin
Owl	Bart Night Owl Service