

http://cccta.org - http://cccta.org
cccta.org [DEFAULT]

Mar 1, 2013 - Apr 30, 2013
Compare to: Mar 1, 2012 - Apr 30, 2012

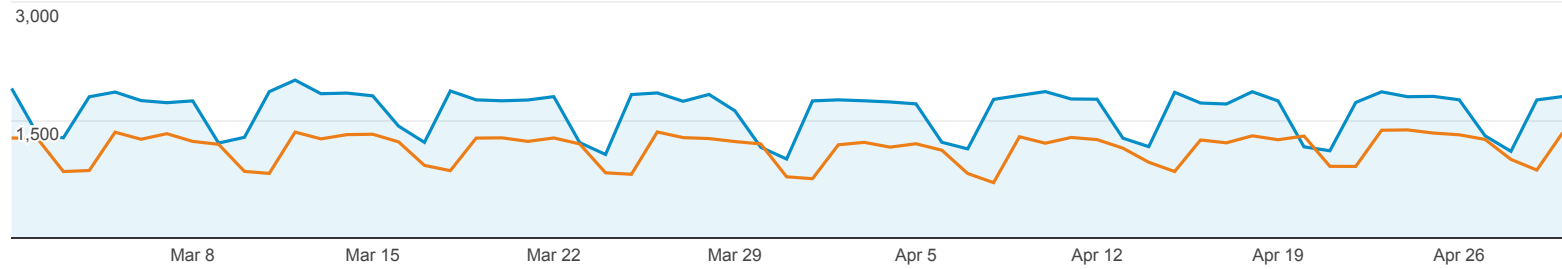
Visitor Report

change in % of visits: +0.00%

Report Tab

Metric Group

Mar 1, 2013 - Apr 30, 2013: Visits
Mar 1, 2012 - Apr 30, 2012: Visits



Visits 41.54% 98,602 vs 69,664	Unique Visitors 24.23% 40,744 vs 32,797	Pageviews 30.73% 272,302 vs 208,291	Avg. Visit Duration 3.05% 00:02:57 vs 00:02:51	Pages / Visit -7.64% 2.76 vs 2.99
---	--	--	---	--

Visitor Type	Mobile (Including Tablet)	Visits	Unique Visitors	Pageviews	Avg. Visit Duration	Pages / Visit
1. Returning Visitor	Yes					
Mar 1, 2013 - Apr 30, 2013		44,136	8,365	109,802	00:02:48	2.49
Mar 1, 2012 - Apr 30, 2012		21,785	4,761	55,894	00:02:40	2.57
% Change		102.60%	75.70%	96.45%	5.50%	-3.04%
2. Returning Visitor	No					
Mar 1, 2013 - Apr 30, 2013		22,036	7,327	62,187	00:02:49	2.82
Mar 1, 2012 - Apr 30, 2012		20,909	7,476	62,771	00:02:50	3.00
% Change		5.39%	-1.99%	-0.93%	-0.97%	-6.00%
3. New Visitor	No					
Mar 1, 2013 - Apr 30, 2013		20,166	20,134	64,103	00:02:58	3.18
Mar 1, 2012 - Apr 30, 2012		20,184	20,157	68,420	00:03:02	3.39
% Change		-0.09%	-0.11%	-6.31%	-1.85%	-6.23%
4. New Visitor	Yes					
Mar 1, 2013 - Apr 30, 2013		12,264	12,201	36,210	00:03:37	2.95
Mar 1, 2012 - Apr 30, 2012		6,786	6,773	21,206	00:03:02	3.12
% Change		80.73%	80.14%	70.75%	19.78%	-5.52%

Rows 1 - 4 of 4

http://cccta.org - http://cccta.org
cccta.org [DEFAULT]

Mar 1, 2013 - Apr 30, 2013

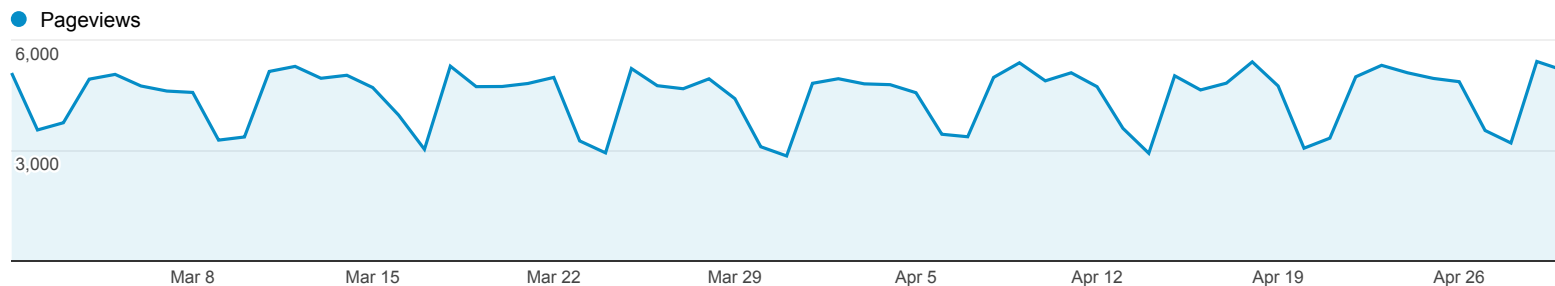
Pages

Pages are grouped by Page

100% of pageviews: 100.00%

Explorer

Site Usage



Pageviews 272,302 % of Total: 100.00% (272,302)	Unique Pageviews 201,932 % of Total: 100.00% (201,932)	Avg. Time on Page 00:01:40 Site Avg: 00:01:40 (0.00%)	Entrances 98,589 % of Total: 100.00% (98,589)	Bounce Rate 43.71% Site Avg: 43.71% (0.00%)	% Exit 36.21% Site Avg: 36.21% (0.00%)	Page Value \$0.00 % of Total: 0.00% (\$0.00)
---	--	---	---	---	--	--

Page	Pageviews	Unique Pageviews	Avg. Time on Page	Entrances	Bounce Rate	% Exit	Page Value
1. /	59,334	40,766	00:01:09	36,710	26.58%	26.61%	\$0.00
2. /maps-schedules/	33,011	21,235	00:00:59	18,372	19.97%	19.47%	\$0.00
3. /mobile-schedules/	23,482	14,576	00:00:44	3,485	26.03%	11.64%	\$0.00
4. /schedule/6/	9,535	8,406	00:08:57	5,426	86.45%	79.83%	\$0.00
5. /schedule/98X/	6,696	5,803	00:03:05	3,265	85.24%	65.88%	\$0.00
6. /fares/	6,518	4,968	00:01:23	1,067	60.82%	32.26%	\$0.00
7. /schedule/18/	6,342	5,230	00:02:36	1,586	73.08%	50.02%	\$0.00
8. /schedule/9/	6,173	5,110	00:03:09	1,552	74.48%	53.78%	\$0.00
9. /schedule/20/	5,435	4,489	00:03:12	1,332	73.50%	55.36%	\$0.00
10. /schedule/16/	5,237	4,285	00:02:47	1,121	72.17%	48.83%	\$0.00
11. /schedule/15/	5,171	4,278	00:03:43	1,341	74.94%	55.56%	\$0.00
12. /schedule/10/	4,762	3,908	00:02:58	1,180	77.12%	56.53%	\$0.00
13. /schedule/21/	4,760	3,863	00:02:35	1,095	70.78%	52.44%	\$0.00
14. /schedule/14/	4,318	3,538	00:03:36	1,177	71.79%	51.85%	\$0.00
15. /schedule/35/	3,992	3,111	00:03:12	1,452	70.94%	54.61%	\$0.00
16. /schedule/4/	3,892	3,271	00:03:32	1,980	77.93%	67.83%	\$0.00
17. /schedule/11/	3,683	3,025	00:02:24	668	67.37%	41.81%	\$0.00
18. /schedule/316/	3,600	2,974	00:03:11	856	72.08%	53.81%	\$0.00
19. /schedule/96X/	3,379	2,665	00:02:45	940	70.43%	49.72%	\$0.00
20. /schedule/28/	3,075	2,498	00:02:54	745	72.48%	51.64%	\$0.00
21. /how-to-ride/	3,055	2,332	00:00:40	116	37.07%	10.90%	\$0.00
22. /schedule/314/	3,015	2,518	00:02:55	678	75.52%	56.72%	\$0.00
23. /driver-login/	2,360	1,190	00:03:43	605	31.90%	44.92%	\$0.00

24.	/schedule/321/	2,148	1,825	00:03:44	515	73.79%	57.08%	\$0.00
25.	/schedule/19/	2,106	1,673	00:02:11	332	73.80%	35.19%	\$0.00
26.	/schedule/95X/	2,095	1,628	00:01:44	333	60.36%	32.41%	\$0.00
27.	/schedule/1/	2,066	1,537	00:03:29	286	63.99%	40.42%	\$0.00
28.	/schedule/7/	2,055	1,618	00:02:31	411	73.72%	44.04%	\$0.00
29.	/schedule/310/	2,034	1,697	00:02:54	458	81.66%	60.82%	\$0.00
30.	/schedule/320/	2,021	1,714	00:02:42	517	80.85%	51.16%	\$0.00
31.	/maps-schedules/600-select-service/	1,856	741	00:01:20	47	38.30%	18.16%	\$0.00
32.	/schedule/311/	1,821	1,456	00:02:14	327	75.23%	47.50%	\$0.00
33.	/schedule/36/	1,798	1,391	00:02:10	255	69.41%	39.60%	\$0.00
34.	/schedule/17/	1,759	1,453	00:02:11	364	80.22%	49.18%	\$0.00
35.	/about/	1,720	1,382	00:00:41	129	46.51%	18.31%	\$0.00
36.	/schedule/93X/	1,713	1,354	00:02:46	405	73.58%	49.62%	\$0.00
37.	/link/	1,575	1,145	00:01:00	505	46.53%	29.14%	\$0.00
38.	/bus-tracker/	1,398	957	00:01:24	823	34.14%	31.69%	\$0.00
39.	/schedule/97X/	1,304	1,049	00:02:08	257	67.70%	42.33%	\$0.00
40.	/fares/where-to-buy/	1,108	798	00:01:35	130	65.38%	33.39%	\$0.00
41.	/schedule/5/	1,075	915	00:01:50	204	73.53%	44.37%	\$0.00
42.	/schedule/2/	1,068	896	00:02:18	219	81.74%	49.53%	\$0.00
43.	/public-meetings/	1,052	833	00:00:35	48	50.00%	13.21%	\$0.00
44.	/fares/clipper-card/	975	838	00:01:04	103	44.66%	27.08%	\$0.00
45.	/schedule/92X/	940	708	00:02:03	218	62.39%	39.15%	\$0.00
46.	/about/jobs/	869	667	00:01:40	203	56.65%	48.33%	\$0.00
47.	/about/real-time-bus-tracker/	819	517	00:01:23	37	51.35%	29.18%	\$0.00
48.	/how-to-ride/paying-your-fare/	818	680	00:01:32	32	71.88%	20.29%	\$0.00
49.	/?force=desktop	687	515	00:00:52	120	13.33%	17.03%	\$0.00
50.	/driver-login/?force=desktop	677	471	00:02:56	326	51.84%	65.14%	\$0.00

Rows 1 - 50 of 1792

Apr 1, 2013 - Apr 30, 2013
Compare to: Mar 1, 2013 - Mar 31, 2013

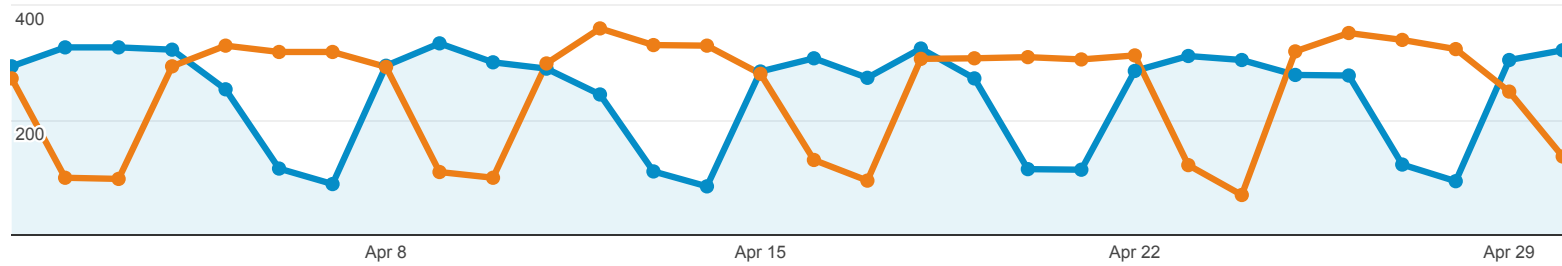
Overview

change in % of visits: +0.00%

Explorer

Site Usage

Apr 1, 2013 - Apr 30, 2013: Visits
Mar 1, 2013 - Mar 31, 2013: Visits



Visits -3.11% 7,389 vs 7,626	Pages / Visit -1.92% 4.19 vs 4.27	Avg. Visit Duration 4.78% 00:06:27 vs 00:06:09	% New Visits 8.59% 19.12% vs 17.61%	Bounce Rate -0.07% 34.29% vs 34.32%
---	--	---	--	--

Mobile (Including Tablet)

	Visits	Pages / Visit	Avg. Visit Duration	% New Visits	Bounce Rate
1. Yes					
Apr 1, 2013 - Apr 30, 2013	6,011	4.11	00:06:33	17.27%	37.36%
Mar 1, 2013 - Mar 31, 2013	6,116	4.22	00:06:20	15.58%	36.54%
% Change	-1.72%	-2.55%	3.40%	10.82%	2.25%
2. No					
Apr 1, 2013 - Apr 30, 2013	1,378	4.55	00:05:58	27.58%	20.90%
Mar 1, 2013 - Mar 31, 2013	1,510	4.51	00:05:24	25.89%	25.30%
% Change	-8.74%	1.03%	10.69%	6.50%	-17.39%

Rows 1 - 2 of 2