

Agenda Item 7.a

TO: O&S Committee

DATE: June 13, 2013

FROM: Anne Muzzini
Director of Planning & Marketing

SUBJ: Fixed Route Reports

Fixed Route Operating Reports for May 2013

1. Monthly Boarding's Data

The following represent the numbers that are most important to staff in evaluating the performance of the fixed route system.

	FY 2013		
<u>Title</u>	<u>Current Month</u>	<u>YTD Avg</u>	<u>Annual Goal</u>
Total Passengers	297,517		
Average Weekday	12,581	11,960	
Pass/Rev Hour	16.1	15.5	Standard Goal > 17.0*
Missed Trips	0.07%	0.09%	Standard Goal < 0.25%*
Miles between Road Calls	47,558	26,590	Standard Goal > 18,000*

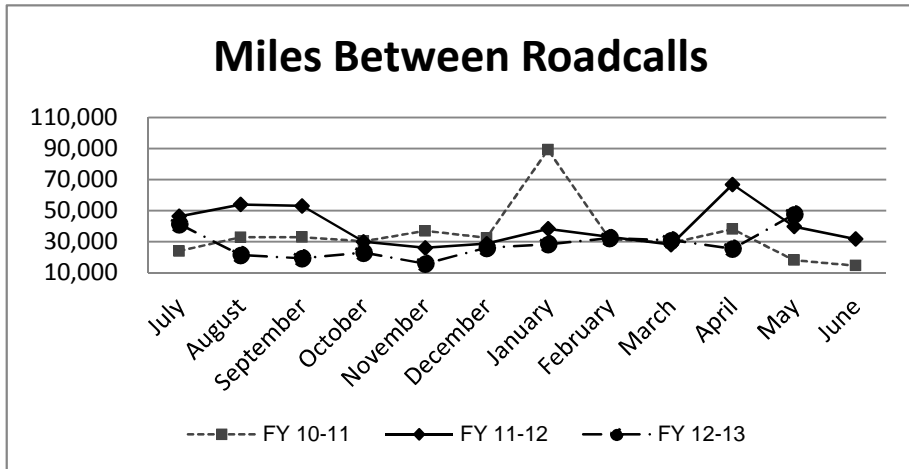
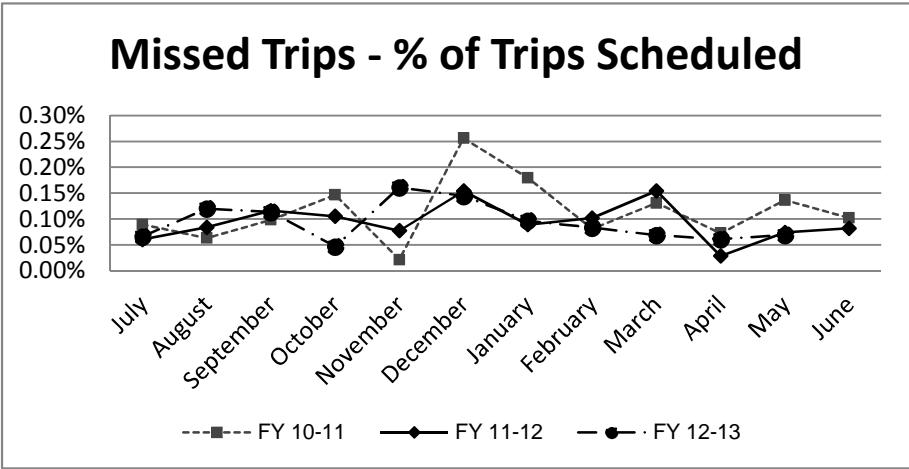
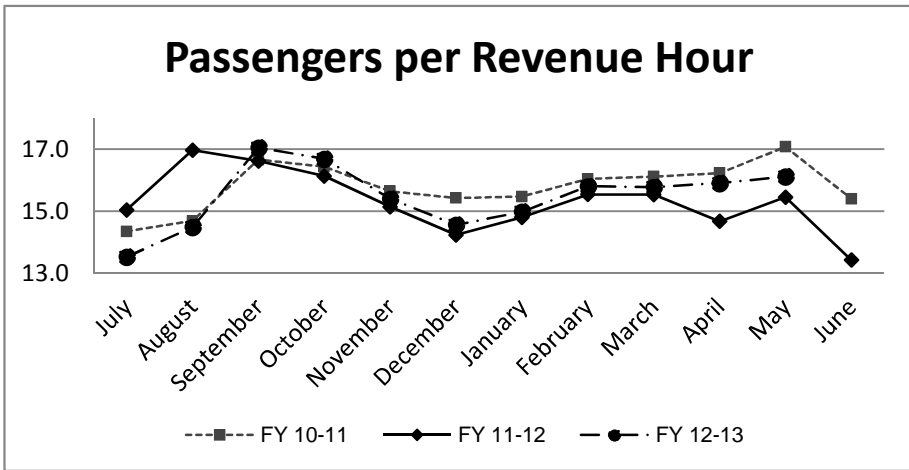
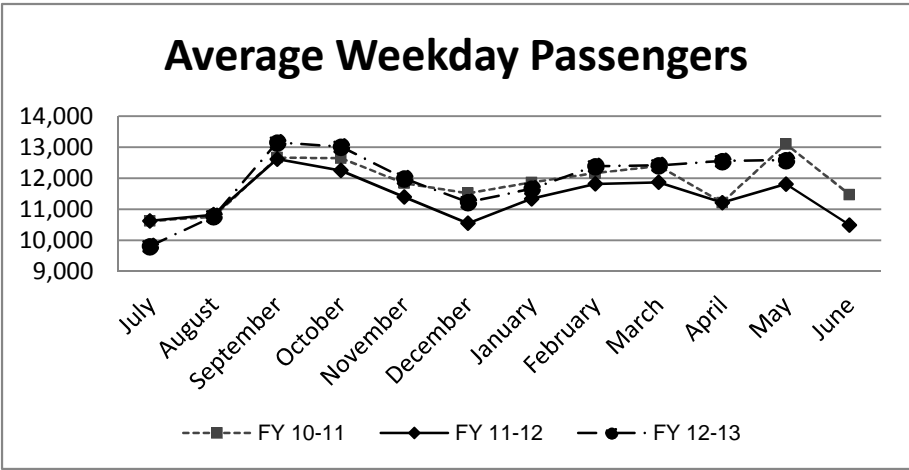
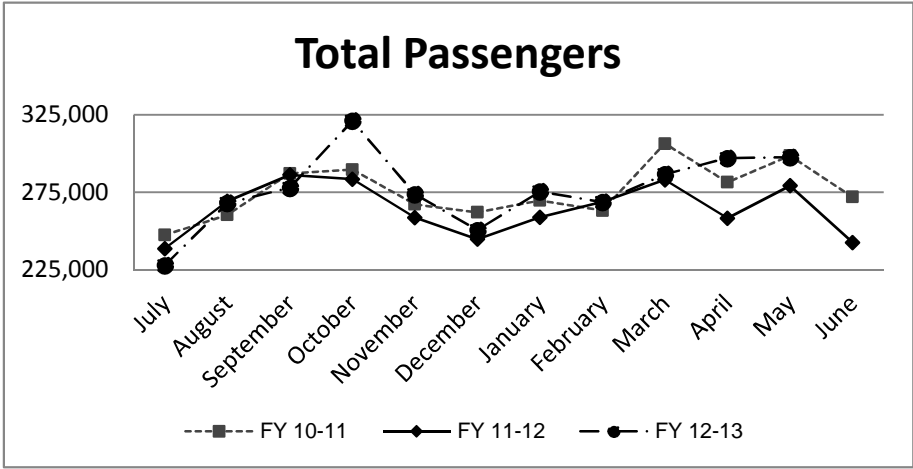
* Based on current standards from updated SRTP

Analysis

Average weekday ridership increased slightly from 12,549 in April to 12,581 in May. Average ridership is also higher compared to May of last year (11,812 passengers). Productivity in May was 16.1 passengers per hour, up from the April level of 15.9 passengers per hour.

The percentage of missed trips in May was 0.07%. The YTD average is 0.09% missed trips.

The number of miles between roadcalls was 47,558 miles in May which is higher than the prior month when we experienced 25,484 miles between roadcalls. The 12 month average is 26,590 miles between roadcalls.



**TRANSPORTATION and MAINTANCE
Operation Data Summary**

TRANSPORTATION	2012 June	2012 July	2012 August	2012 September	2012 October	2012 November	2012 December	2013 January	2013 February	2013 March	2013 April	2013 May	12 Month TOTALS
Number of Buses	121	121	121	121	121	121	121	121	121	121	121	121	121
Totals Hub Miles	253,651	247,826	278,449	250,982	298,277	269,325	259,994	283,381	258,396	278,078	280,325	285,350	3,244,034
Work Days	30	30	31	29	31	29	30	30	28	31	30	30	359
Revenue Hours	17,046	16,832	18,496	16,305	19,242	17,777	17,194	18,390	17,003	18,167	18,675	18,466	213,594
Operator Pay Hours	30,023	29,970	31,358	31,780	38,149	32,217	30,111	33,540	28,965	30,787	31,056	33,072	381,026
Number of Operators	161	165	165	169	168	168	172	172	170	170	170	168	168
Unscheduled Absences	365	337	369	308	357	289	266	343	457	307	366	421	4,185
FT Protection	59	29	68	88	35	41	30	61	33	54	80	90	668
Worker Comp.	96	112	94	40	69	48	54	53	98	56	84	86	890
Sick leave	210	196	207	180	253	200	182	229	326	197	202	245	2,627
Collision Accidents	6	5	6	2	3	2	5	4	5	4	3	5	50
Passenger Accidents	12	8	12	11	11	12	8	8	14	21	7	14	138
Total Chargeable Collisions	1	2	5	1	2	2	2	1	1	3	2	2	24
Chargeable/100K Miles	0.39	0.80	1.79	0.39	0.67	0.74	0.76	0.35	0.38	1.07	0.71	0.70	0.73
Number of Trips Scheduled	23,124	22,782	25,003	22,040	25,666	23,606	22,831	20,706	20,388	20,388	24,630	24,630	275,794
Number of Trips Missed	19	15	30	25	12	38	33	20	17	14	15	17	255
Of Trips Scheduled - % Missed	0.08%	0.07%	0.12%	0.11%	0.05%	0.16%	0.14%	0.10%	0.08%	0.07%	0.06%	0.07%	0.09%
Of Trips Missed - Mechanical	15	10	14	16	7	26	26	14	10	10	13	12	173
On Time Performance %	88%	90%	89%	86%	86%	87%	86%	91%	88%	89%	90%	88%	88%
MAINTENANCE													
A/C Operative - Avg. %	100%	100%	100%	100%	100%	100%	100%	100%	100%	100%	100%	100%	100%
Lifts Operative - Ave %	100%	100%	100%	100%	100%	100%	100%	100%	100%	100%	100%	100%	100%
PM Complete on Schedule	100%	100%	100%	100%	100%	100%	100%	100%	100%	100%	100%	100%	100%
Total Road Calls	12	6	16	14	14	19	11	11	10	12	12	10	147
Road Calls for Mechanical	8	6	13	13	13	17	10	10	8	9	9	6	122
Road Calls for Other	4	0	3	1	1	2	1	1	2	3	3	4	25
Miles Between Mechanical Road Calls													
Bus Numbers													
100 - 199	9,647	12,445	8,999	9,238	13,330	9,447	9,200	10,698	8,884	10,458	86,623	11,624	
200 - 299	35,164	27,631	34,306	16,941	39,167	15,017	34,419	37,985	37,364	38,776	16,411	30,854	
300 - 399	35,450	34,557	20,859	9,144	8,639	5,298	41,218	19,091	17,682	19,419	12,809	36,707	
400 - 499	23,555	29,747	15,132	28,970	32,330	17,607	14,648	19,015	14,159	18,047	34,649	16,995	
500 - 519	48,677	44,991	27,014	45,353	12,182	53,070	8,355	26,561	47,194	16,093	51,847	55,492	
900 - 939	29,483	41,234	31,128	28,642	105,079	18,513	31,039	31,214	44,687	46,750	26,312	33,030	
1300-1309												12,721	
2000 - 2099	12,708	15,987	7,876	5,519	16,448	11,914	10,969	11,723	11,898	12,135	8,709	4,872	
Fleet Avg.	31,706	41,304	21,419	19,306	22,944	15,843	25,999	28,338	32,300	30,989	25,484	47,558	26,590
Maintenance Pay Hours	4,093	4,395	4,522	4,520	4,656	4,162	4,523	4,705	4,142	4,283	3,992	4,151	52,145
No. Maint. Employees	27	26	27	27	27	26	27	27	27	25	24	24	26
Maint. Emps/100K Miles	11	10	10	11	9	10	10	10	10	9	9	8	1
Unscheduled Absences	4	3	0	3	2	4	1	3	4	3	4	1	3

Note: Some statistics may not be available (n/a) at this time. These will be brought current in future reports.

**MONTHLY BOARDINGS
Operations Data Summary**

IV. Staff Reports

Fixed Route Boardings		Passengers by Revenue Hrs/Miles			Service Days		Fiscal YTD Comparison Passenger Boardings	
May 2013 - Fixed Route Boardings	297,517	Revenue Hours -	May 2013	18,466	Weekdays - May 13	22	Fiscal 2013 YTD	3,043,952
			May 2012	18,067	May 12	22		
Bus Bridge		Revenue Miles -	May 2013	209,328	Saturdays - May 13	4	Fiscal 2012YTD	2,928,362
Special Event			May 2012	201,819	May 12	4		
					Sundays - May 13	4		
					May 12	4		
May 2013 Total Boardings	297,517	Passengers per Mile		1.4	Total Days - 2013	30	YTD Trend	3.9%
May 2012 Total Boardings	279,127	Passengers per Hour		16.11	2012	30	Monthly Trend	6.6%

May 2013 Fixed Route Passenger Total						May 2013 Weekday Average	May 2013 Passengers per Revenue Hour
Route	Destination Information	Weekday	Saturday	Sunday	Total		
1	Rossmoor / Shadelands	7,713			7,713	351	13.3
2	Rudgear / Walnut Creek	1,465			1,465	67	7.4
4	Walnut Creek Downtown Shuttle	19,988	2,225	1,760	23,973	909	25.4
5	Creekside / Walnut Creek	1,789			1,789	81	8.1
6	Lafayette / Moraga / Orinda	10,066	545	333	10,944	458	14.7
7	Shadelands / Pleasant Hill / Walnut Creek	5,512			5,512	251	7.8
9	DVC / Walnut Creek	13,057			13,057	593	14.3
10	Concord / Clayton Rd	23,859			23,859	1,085	22.6
11	Treat Blvd / Oak Grove	7,315			7,315	332	17.9
14	Monument Blvd	14,129			14,129	642	16.2
15	Treat Boulevard	11,745			11,745	534	17.5
16	Alhambra Ave / Monument Blvd	16,028			16,028	729	14.1
17	Olivera/Solano / Salvio / North Concord	5,633			5,633	256	13.8
18	Amtrak / Merello / Pleasant Hill	10,438			10,438	474	15.0
19	Amtrak / Pacheco Blvd / Concord	3,524			3,524	160	11.6
20	DVC / Concord	25,250			25,250	1,148	24.5
21	Walnut Creek / San Ramon Transit Center	13,571			13,571	617	12.7
25	Lafayette / Walnut Creek	1,441			1,441	65	5.7
28	North Concord / Martinez	7,030			7,030	320	10.6
35	Dougherty Valley	9,700			9,700	441	13.6
36	San Ramon / Dublin	5,773			5,773	262	9.8
91X	Concord Commuter Express	1,059			1,059	48	13.4
92X	Ace Shuttle Express	3,915			3,915	178	15.0
93X	Kirker Pass Express	5,119			5,119	233	16.4
95X	San Ramon / Danville Express	3,820			3,820	174	17.2
96X	Bishop Ranch Express	11,440			11,440	520	16.3
97X	Bishop Ranch Express	2,586			2,586	118	11.9
98X	Martinez Express	8,780			8,780	399	15.0
250 *	Gael Rail Service	98	85	55	238	10	4.5
260 *	Cal State East Bay / Concord Bart	355			355	21	2.4
301	Rossmoor / John Muir Medical Center		251	187	438	0	6.1
310	Concord Bart / Clayton Rd / Kirker Pass		1,814	1,353	3,167	0	28.2
311	Concord / Oak Grove / Treat Blvd / WC		970	770	1,740	0	14.4
314	Clayton Rd / Monument Blvd / PH		2,564	1,729	4,293	0	19.7
315	Concord / Willow Pass / Landana		220	130	350	0	6.4
316	Alhambra / Merello / Pleasant Hill		1,414	1,026	2,439	0	15.3
320	DVC / Concord		848	605	1,453	0	14.6
321	San Ramon / Walnut Creek		1,087	756	1,843	0	11.6
600's	Select Service	24,596			24,596	1,118	27.9
TOTALS		276,791	12,022	8,703	297,517	12,581	16.1

* Data from Link ** Seasonal Route

Operations Data Summary

MAY 2013 PRODUCTIVITY

(sorted by Pass / Rev Hr - descending order)

Route	Destination Information	Total	Wkday Avg	Passenger / Rev Hr
310	Concord Bart / Clayton Rd / Kirker Pass	3,167	0	28.2
600's	Select Service	24,596	1,118	27.9
4	Walnut Creek Downtown Shuttle	23,973	909	25.4
20	DVC / Concord	25,250	1,148	24.5
10	Concord / Clayton Rd	23,859	1,085	22.6
314	Clayton Rd / Monument Blvd / Pleasant Hill	4,293	0	19.7
11	Treat Blvd / Oak Grove	7,315	332	17.9
15	Treat Boulevard	11,745	534	17.5
95X	San Ramon / Danville Express	3,820	174	17.2
93X	Kirker Pass Express	5,119	233	16.4
96X	Bishop Ranch Express	11,440	520	16.3
14	Monument Blvd	14,129	642	16.2
316	Alhambra / Merello / Pleasant Hill	2,439	0	15.3
98X	Martinez Express	8,780	399	15.0
92X	Ace Shuttle Express	3,915	178	15.0
18	Amtrak / Merello / Pleasant Hill	10,438	474	15.0
6	Lafayette / Moraga / Orinda / Orinda Village	10,944	458	14.7
320	DVC / Concord	1,453	0	14.6
311	Concord / Oak Grove / Treat Blvd / Walnut Creek	1,740	0	14.4
9	DVC / Walnut Creek	13,057	593	14.3
16	Alhambra Ave / Monument Blvd	16,028	729	14.1
17	Olivera/Solano / Salvio / North Concord	5,633	256	13.8
35	Dougherty Valley	9,700	441	13.6
91X	Concord Commuter Express	1,059	48	13.4
1	Rossmoor / Shadelands	7,713	351	13.3
21	Walnut Creek / San Ramon Transit Center	13,571	617	12.7
97X	Bishop Ranch Express	2,586	118	11.9
19	Amtrak / Pacheco Blvd / Concord	3,524	160	11.6
321	San Ramon / Walnut Creek	1,843	0	11.6
28	North Concord / Martinez	7,030	320	10.6
36	San Ramon / Dublin	5,773	262	9.8
5	Creekside / Walnut Creek	1,789	81	8.1
7	Shadelands / Pleasant Hill / Walnut Creek	5,512	251	7.8
2	Rudgear / Walnut Creek	1,465	67	7.4
315	Concord / Willow Pass / Landana	350	0	6.4
301	Rossmoor / John Muir Medical Center	438	0	6.1
25	Lafayette / Walnut Creek	1,441	65	5.7
250 *	Gael Rail Service	238	10	4.5
260 *	Cal State East Bay / Concord Bart	355	21	2.4
Owl	Bart Night Owl Service	0	0	0.0

NOTE: * Data comes from Link Operators

** These are seasonal routes

Operations Data Summary

AVERAGE WEEKDAY BOARDINGS TREND

Route	Destination Information	May-12	Jun-12	Jul-12	Aug-12	Sep-12	Oct-12	Nov-12	Dec-12	Jan-13	Feb-13	Mar-13	Apr-13	May-13
1	Rossmoor / Shadelands	365	349	357	336	356	380	326	325	342	349	360	359	351
2	Rudgear / Walnut Creek	60	50	50	58	76	64	62	60	65	60	68	66	67
4	Walnut Creek Downtown Shuttle	851	848	836	880	951	874	878	918	859	840	933	897	909
4H **	Walnut Creek Extended Holiday Shuttle							25	28					
5	Creekside / Walnut Creek	51	53	65	64	84	74	71	66	78	82	81	81	81
6	Lafayette / Moraga / Orinda	416	319	284	318	540	510	467	359	422	458	462	466	458
7	Shadelands / Pleasant Hill / Walnut Creek	251	234	231	234	239	228	213	195	216	213	231	229	251
9	DVC / Walnut Creek	550	531	558	563	642	605	576	523	551	575	554	598	593
10	Concord / Clayton Rd	1,016	927	894	979	1,151	1,133	1,038	979	1,016	1,093	1,077	1,079	1,085
11	Treat Blvd / Oak Grove	303	265	271	284	352	349	304	263	288	309	323	324	332
14	Monument Blvd	619	591	581	609	670	664	634	596	627	638	634	632	642
15	Treat Boulevard	492	456	404	427	542	548	513	487	498	551	568	509	534
16	Alhambra Ave / Monument Blvd	728	691	660	652	720	715	674	658	645	727	698	713	729
17	Olivera/Solano / Salvio / North Concord	234	208	215	203	239	251	215	205	233	226	241	247	256
18	Amtrak / Merello / Pleasant Hill	454	408	387	438	505	506	463	432	447	484	477	461	474
19	Amtrak / Pacheco Blvd / Concord	137	145	141	150	154	149	144	121	140	146	153	148	160
20	DVC / Concord	1,096	955	972	1,117	1,358	1,346	1,224	1,075	1,177	1,311	1,160	1,231	1,148
21	Walnut Creek / San Ramon Transit Center	613	576	584	570	638	659	610	561	573	584	608	627	617
25	Lafayette / Walnut Creek	65	61	64	60	71	63	57	56	57	58	64	66	65
28	North Concord / Martinez	250	244	265	291	332	329	316	286	295	319	301	320	320
35	Dougherty Valley	362	317	312	334	410	431	390	360	374	409	395	428	441
36	San Ramon / Dublin	245	213	224	230	257	251	245	233	249	244	253	248	262
91X	Concord Commuter Express	41	30	36	55	85	90	54	35	39	41	43	41	48
92X	Ace Shuttle Express	142	138	149	158	179	203	197	154	191	176	171	185	178
93X	Kirker Pass Express	222	221	206	214	227	227	192	149	213	220	231	234	233
95X	San Ramon / Danville Express	190	174	163	164	173	181	170	135	173	188	168	168	174
96X	Bishop Ranch Express	480	465	457	464	528	524	505	467	493	502	528	526	520
97X	Bishop Ranch Express	93	81	76	103	84	108	108	84	110	105	106	111	118
98X	Martinez Express	347	322	324	351	380	372	361	336	348	392	393	384	399
250 *	St Mary's College Gael Rail Shuttle	10			7	12	12	19	4	8	17	10	17	10
260 *	Cal State East Bay / Concord Bart	9	4			8	6	7	3	19	20	13	23	21
600's	Select Service	1,129	622	43	469	1,202	1,169	961	1,446	923	1,068	1,115	1,147	1,118
TOTALS		11,812	10,494	9,809	10,776	13,151	13,015	11,988	11,229	11,660	12,388	12,410	12,549	12,581

*NOTE: * Data comes from Link Operators ** These are seasonal routes*

Operations Data Summary

AVERAGE WEEKEND BOARDINGS TREND

Route	Destination Information	May-12	Jun-12	Jul-12	Aug-12	Sep-12	Oct-12	Nov-12	Dec-12	Jan-13	Feb-13	Mar-13	Apr-13	May-13
SATURDAY		<i>4 Days</i>	<i>5 Days</i>	<i>5 Days</i>	<i>4 Days</i>	<i>5 Days</i>	<i>4 Days</i>	<i>4 Days</i>	<i>5 Days</i>	<i>4 Days</i>	<i>4 Days</i>	<i>5 Days</i>	<i>4 Days</i>	<i>4 Days</i>
4	Walnut Creek Downtown Shuttle	343	465	397	524	656	569	641	788	534	581	601	595	556
4H **	Walnut Creek Extended Holiday Shuttle							23	145					
6	Lafayette / Moraga / Orinda	98	76	59	85	179	143	141	116	95	120	122	150	136
250 *	St Mary's College Gael Rail Shuttle	18			4	33	30	31	14	26	31	33	48	21
301	Rossmoor / John Muir Medical Center	55	78	51	66	76	72	67	73	72	43	76	71	63
310	Concord Bart / Clayton Rd / Kirker Pass	330	403	319	416	399	418	415	474	361	443	432	394	453
311	Concord / Oak Grove / Treat Blvd / WC	190	217	166	213	241	246	256	269	211	261	231	264	243
314	Clayton Rd / Monument Blvd / PH	508	721	427	642	680	691	645	797	595	628	665	612	641
315	Concord / Willow Pass / Landana	62	66	47	64	65	73	75	79	55	59	61	56	55
316	Alhambra / Merello / Pleasant Hill	281	290	272	353	353	367	379	451	345	359	361	346	353
320	DVC / Concord	170	259	181	247	232	250	233	249	205	231	229	219	212
321	San Ramon / Walnut Creek	197	239	209	290	290	299	274	314	263	282	255	270	272
TOTALS		2,251	2,814	2,131	2,903	3,203	3,159	3,181	3,769	2,762	3,040	3,066	3,024	3,006

Route	Destination Information	May-12	Jun-12	Jul-12	Aug-12	Sep-12	Oct-12	Nov-12	Dec-12	Jan-13	Feb-13	Mar-13	Apr-13	May-13
SUNDAY		<i>4 Days</i>	<i>4 Days</i>	<i>4 Days</i>	<i>4 Days</i>	<i>5 Days</i>	<i>4 Days</i>	<i>4 Days</i>	<i>5 Days</i>	<i>4 Days</i>	<i>4 Days</i>	<i>5 Days</i>	<i>4 Days</i>	<i>4 Days</i>
4	Walnut Creek Downtown Shuttle	313	359	447	406	573	421	439	619	381	429	530	436	440
6	Lafayette / Moraga / Orinda	98	55	72	87	115	118	96	70	76	97	94	118	83
250 *	St Mary's College Gael Rail Shuttle	12			3	23	20	13	10	22	23	20	18	14
301	Rossmoor / John Muir Medical Center	55	63	59	66	63	57	49	71	51	39	34	61	47
310	Concord Bart / Clayton Rd / Kirker Pass	327	340	469	316	298	303	332	352	305	330	285	345	338
311	Concord / Oak Grove / Treat Blvd / WC	165	165	232	176	204	221	217	230	168	188	171	185	192
314	Clayton Rd / Monument Blvd / PH	435	480	682	443	477	497	523	553	426	447	420	429	432
315	Concord / Willow Pass / Landana	45	40	54	35	38	48	41	45	38	33	39	38	32
316	Alhambra / Merello / Pleasant Hill	199	188	296	241	252	242	240	308	210	245	223	243	256
320	DVC / Concord	152	137	213	161	148	143	177	177	126	164	142	140	151
321	San Ramon / Walnut Creek	199	194	239	191	198	196	180	234	171	191	173	198	189
TOTALS		2,000	2,021	2,763	2,124	2,389	2,267	2,307	2,670	1,973	2,187	2,130	2,211	2,176

NOTE: * Data comes from Link Operators ** These are seasonal routes

Route Description Summary

Route #	Description
1	Rossmoor Shopping Center, Tice Valley Blvd, Boulevard Wy, Oakland Blvd, Trinity Ave , BART Walnut Creek, Ygnacio Valley, Montego, John Muir Medical Center, N Wiget Ln, Shadelands Office Park
2	Rudgear Rd, Stewart Ave, Trotter Wy, Dapplegray Rd, Palmer Rd, Mountain View Blvd, San Miguel Dr, N & S California Blvd, BART Walnut Creek
4	BART Walnut Creek, N California Blvd, Locust St, Mt Diablo Blvd, Broadway Plaza, S Main St, Pringle Ave
4H	Walnut Creek Extended Holiday Service (November 27 thru December 31)
5	BART Walnut Creek, Rivieria Ave, Parkside Dr, N Civic Dr, N Broadway, Lincoln Ave, Mt Pisgah St, S Main St, Creekside Dr
6	BART Orinda, Orinda Village, Orinda Wy, Moraga Wy, Moraga Rd, St Marys Rd, St Mary's College, Mt Diablo Blvd, BART Lafayette
7	BART Pleasant Hill, Treat Blvd, Bancroft Rd, Ygnacio Valley Rd, Shadelands Office Park, Marchbanks, BART Walnut Creek, Riviera Ave, Buena Vista, Geary Rd
9	DVC, Contra Costa Blvd, Ellinwood Wy, JFK University, Gregory Ln, Cleaveland Rd, Boyd Rd, W Hookston Rd, Patterson Blvd, Oak Park Blvd, Coggins Dr, BART Pleasant Hill, N Main St, N California Blvd, BART Walnut Creek
10	BART Concord, Clayton Rd, Center St, Marsh Creek Rd
11	BART Concord, Port Chicago Highway, Salvio St, Mira Vista Terrace, Fry Wy, Clayton Rd, Market St, Meadow Ln, Oak Grove Rd, Treat Blvd, BART Pleasant Hill
14	BART Concord, Oak St, Laguna St, Detroit Ave, Monument Blvd, Mohr Ln, David Ave, Bancroft Rd, Treat Blvd, BART Pleasant Hill
15	BART Concord, Port Chicago Highway, Salvio St, Parkside Dr, Willow Pass Rd, Landana Dr, West St, Clayton Rd, Treat Blvd, BART Pleasant Hill, Oak Rd, N Civic Dr, Ygnacio Valley Rd, BART Walnut Creek
16	BART Concord, Oak St, Galindo St, Monument Blvd, Crescent Plaza, Cleaveland Rd, Gregory Ln, Pleasant Hill Rd, Alhambra Ave, Berrellesa St, Escobar St, Court St, Martinez Amtrak
17	BART Concord, Grant St, East St, Solano Wy, Olivera Rd, Port Chicago Highway, BART North Concord
18	BART Pleasant Hill, Oak Rd, Buskirk Ave, Crescent Plaza, Gregory Ln, Pleasant Hill Rd, Taylor Blvd, Morello Ave, Viking Dr, Contra Costa Blvd, DVC, Old Quarry Rd, Pacheco Blvd, Muir Rd, Arnold Dr, Morello, Pacheco Blvd, Martinez Amtrak
19	BART Concord, Galindo St, Concord Ave, Bisso Ln, Stanwell Dr, John Glenn Dr, Galaxy Wy, Diamond Blvd, Contra Costa Blvd, Pacheco Blvd, Martinez Amtrak
20	BART Concord, Grant St, Concord Blvd, Clayton Rd, Gateway Blvd, Willow Pass Rd, Sun Valley Blvd, Golf Club Rd, DVC
21	BART Walnut Creek, N & S California Blvd, Newell Ave, S Main St, Danville Blvd, Railroad Ave, San Ramon Valley Blvd, Danville Park & Ride, Camino Ramon, Fostoria Wy, San Ramon Transit Center
25	BART Lafayette, Mt Diablo Blvd, Highway 24, Highway 680, BART Walnut Creek
28	BART North Concord, Port Chicago Highway, Bates Ave, Commercial Cir, Pike Ln, Arnold Industrial Wy, Marsh Dr, Contra Costa Blvd, Chilpancingo Pkwy, Old Quarry Rd, DVC, Highway 680, Highway 4, Center Ave, VA Clinic, Howe Rd, Pacheco Blvd, Martinez Amtrak
35	BART Dublin, Dublin Blvd, Dougherty Rd, Bollinger Canyon Rd, E Branch Pkwy, Windemere Pkwy, Sunset Dr, Bishop Dr, Executive Pkwy, San Ramon Transit Center
36	BART Dublin, Dublin Blvd, Village Pkwy, Alcosta Blvd, Fircrest Ln, San Ramon Valley Blvd, Tareyton Ave, Bollinger Canyon Rd, Crow Canyon Rd, Executive Pkwy, San Ramon Transit Center
91X	BART Concord, Galindo St, Concord Ave, John Glenn Dr, Galaxy Wy, Chevron, Diamond Blvd, Willow Pass Rd, Gateway Blvd, Clayton Rd, Oak St
92X	Shadelands Office Park, Ygnacio Valley Rd, Highway 680, Danville Park & Ride, Crow Canyon Rd, Bishop Ranch 15, San Ramon Transit Center, Camino Ramon, ATT, Sunset Dr, Chevron, Ace Train Station Pleasanton
93X	BART Walnut Creek, Ygnacio Valley Rd, Shadelands Office Park, Oak Grove Rd, Kirker Pass Rode, Railroad Ave, Buchanan Rd, Somersville Rd, Fairview Dr, Delta Fair Blvd, Highway 4, Hillcrest Park & Ride
95X	BART Walnut Creek, Highway 680, Crow Canyon Pl, Fostoria Wy, Camino Ramon, San Ramon Transit Center
96X	BART Walnut Creek, Highway 680, Chevron, Bishop Ranch 1, Bishop Ranch 3, Bishop Ranch 6, San Ramon Transit Center, Bishop Ranch 15, Annabel Ln, Bishop Ranch 8, Bishop Dr, Sunset Dr
97X	BART Dublin, Highway 680, Highway 580, Chevron, Bishop Ranch 1, Bishop Ranch 3, Bishop Ranch 6, San Ramon Transit Center, Bishop Ranch 15, Annabel Ln, Bishop Ranch 8, Bishop Dr, Sunset Dr
98X	BART Walnut Creek, N Main St, Highway 680, Sun Valley Blvd, Contra Costa Blvd, Concord Ave, Diamond Blvd., Highway 680, Highway 4, Alhambra Ave, Berrellesa St, Escobar St, Court St, Martinez Amtrak
250	St Mary's College, St Marys Rd, Moraga Rd, Mt Diablo Blvd, BART Lafayette
260	Cal State, East Bay, Concord Bart

Route Description Summary

Route #	Description
301	Rossmoor Shopping Center, Tice Valley Blvd, Boulevard Wy, Oakland Blvd, Trinity Ave , BART Walnut Creek, Ygnacio Valley, Montego, John Muir Medical Center
310	Concord Bart, Clayton Rd, Kirker Pass
311	BART Concord, Port Chicago Highway, Salvio St, Mira Vista Terrace, Fry Wy, Clayton Rd, Market St, Meadow Ln, Oak Grove Rd, Treat Blvd, BART Pleasant Hill
314	Ayers Rd, Concord Blvd, Kirker Pass Rd, Clayton Rd, BART Concord, Oak St, Laguna St, Detroit Ave, Monument Blvd, Mohr Ln, David Ave, Crescent Plaza, Cleaveland Rd, Gregory Ln, Contra Costa Blvd, DVC
315	BART Concord, Port Chicago Highway, Salvio St, Parkside Dr, Willow Pass Rd, Landana Dr, West St, Clayton Rd
316	BART Pleasant Hill, Oak Rd, Buskirk Ave, Crescent Plaza, Gregory Ln, Contra Costa Blvd, Golf Club Rd, DVC, Old Quarry Rd, Pacheco Blvd, Muir Rd, Arnold Dr, Pacheco Blvd, Morrelo Ave, Martinez Amtrak, Berrellesa St, Alhambra Ave
320	BART Concord, Grant St, Concord Blvd, Clayton Rd, Gateway Blvd, Willow Pass Rd, Diamond Blvd, Concord Ave, Chilpancingo Pkwy, Old Quarry Rd, DVC
321	BART Walnut Creek, N & S California Blvd, Newell Ave, S Main St, Danville Blvd, Railroad Ave, San Ramon Valley Blvd, Camino Ramon, Fostoria Wy, San Ramon Transit Center- Shops at BR.
601	N Civic Dr, Parkside Dr, Riveria Ave, BART Walnut Creek, Trinity Ave, Oakland Blvd, Boulevard Wy, Tice Valley Blvd, Meadow Rd, Castle Hill Rd, Danville Blvd, Hillgrade Ave., Crest Ave, Rossmoor Shopping Center
602	Walnut Blvd, Oro Valley Cir, Mountain View Blvd, Rudgear Rd, Stewart Ave, Trotter Wy, Dapplegray Rd, Palmer Rd, Mountain View Blvd, San Miguel Dr, N & S California Blvd, BART Walnut Creek
603	Camino Pablo, Moraga Rd, St Marys Rd, St Mary's College, Mt Diablo Blvd, BART Lafayette
605	N Civic Dr, N Broadway, Lincoln Ave, Mt Pisgah St, Newell Ave, Lilac Dr, S Main St, Creekside Dr
606	BART Orinda, Orinda Wy, Miner Rd, Honey Hill Rd, Via Las Cruces, Saint Stephens Dr, Orinda Woods Dr, Moraga Wy, Ivy Dr, Moraga Rd, St Marys Rd, St Mary's College, Mt Diablo Blvd, BART Lafayette
608	VA Clinic, Center Ave, Pacheco Blvd, Contra Costa Blvd, Chilpancingo Pkwy, Old Quarry Rd, DVC
609	BART Walnut Creek, Ygnacio Valley Rd, Marchbanks Dr, Walnut Ave
610	BART Concord, Clayton Rd, Ayers Rd, Concord Blvd, Kirkwood Dr, Oakhurst Dr, Center St, Marsh Creek Rd, Mountaire Pkwy, Mountaire Cir
611	BART Concord, Port Chicago Highway, Salvio St, Mira Vista Terrace, Fry Wy, Clayton Rd, Market St, Meadow Ln, Oak Grove Rd, Treat Blvd, Bancroft Rd, Minert Rd
612	BART Concord, Clayton Rd, Ayers Rd, Concord Blvd, Kirker Pass Rd, Washington Blvd, Pennsylvania Blvd, Pine Hollow Rd, El Camino Dr, Michigan Blvd
613	Minert Rd, Oak Grove Rd, Monument Blvd, Detroit Ave, Laguna St, Oak St, BART Concord
614	BART Concord, Clayton Rd, Michigan Blvd, Pennsylvania Blvd, Pine Hollow Rd, El Camino Dr
615	Concord Blvd, Landana Dr., Willow Pass Rd., Parkside Dr., Salvio St., East St., clayton Rd., Oakland Ave., Mount Diablo St., BART Concord
616	Treat Blvd, Bancroft Rd, Minert Rd, Oak Grove Rd, Monument Blvd, San Miguel Rd, Galindo St, Oak St, BART Concord
619	Minert Rd, Oak Grove Rd, Monument Blvd, Mohr Ln, David Ave, Bancroft Rd, Treat Blvd, BART Pleasant Hill
622	Pine Valley Rd, Broadmoor Dr, Montevideo Dr, Alcosta Blvd, Crow Canyon Rd, Tassajara Ranch Rd, Camino Tassajara
623	Danville Blvd, Stone Valley Rd, Green Valley Rd, Diablo Rd, Hartz Ave, San Ramon Valley Blvd, Sycamore Valley Rd, Camino Tassajara, Tassajara Ranch Rd, Crow Canyon Rd, Anabel Ln
625	Rossmoor Shopping Center, Tice Valley Blvd, Olympic Blvd, Pleasant Hill Rd, Acalanes Ave, Stanley Blvd, Mt Diablo Blvd, BART Lafayette, Happy Valley Rd, Upper Happy Valley Rd, El Nido Ranch Rd, Hidden Valley Rd, Acalanes Rd
626	St Mary's College, St Marys Rd, Rohrer Dr, Moraga Rd, Mt Diablo Blvd, BART Lafayette, Happy Valley Rd, Upper Happy Valley Rd, El Nido Ranch Rd, Hidden Valley Rd, Acalanes Rd
627	BART North Concord, Port Chicago Highway, Bates Ave, Mason Cir
635	Bollinger Canyon Rd, Dougherty Rd, Crow Canyon Rd, Tassajara Ranch Rd, Camino Tassajara, Lusitano St, Charbray St
636	San Ramon Transit Center, Executive Pkwy, Crow Canyon Rd, Bollinger Canyon Rd, San Ramon Valley Blvd, Broadmoor Dr, Alcosta Blvd, Fircrest Ln, Village Pkwy, Dublin Blvd, BART Dublin