

http://cccta.org - http://cccta.org
cccta.org [DEFAULT]

Jun 1, 2013 - Jun 30, 2013

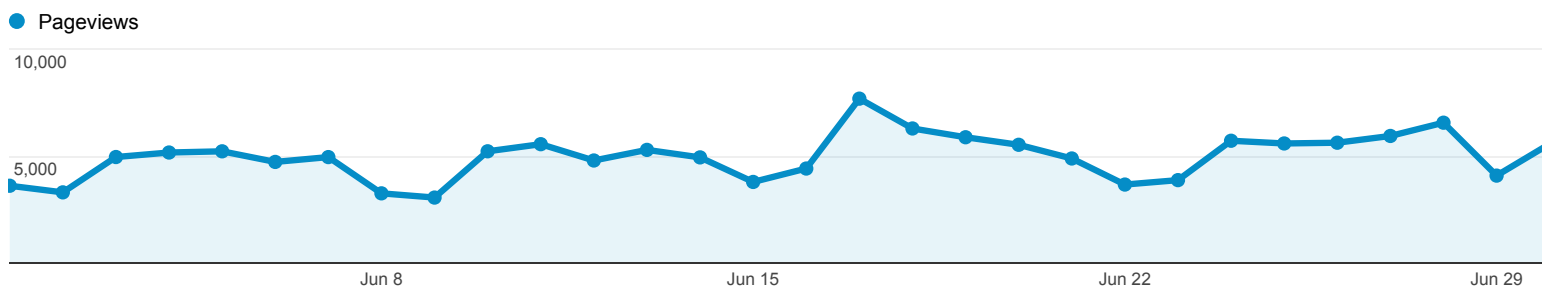
Pages

Pages are grouped by Page

100.00% of pageviews

Explorer

Site Usage



Page	Pageviews	Unique Pageviews	Avg. Time on Page	Entrances	Bounce Rate	% Exit	Page Value
	148,673 <small>% of Total: 100.00% (148,673)</small>	107,918 <small>% of Total: 100.00% (107,918)</small>	00:01:36 <small>Site Avg: 00:01:36 (0.00%)</small>	51,690 <small>% of Total: 100.00% (51,690)</small>	42.91% <small>Site Avg: 42.91% (0.00%)</small>	34.77% <small>Site Avg: 34.77% (0.00%)</small>	\$0.00 <small>% of Total: 0.00% (\$0.00)</small>
1. /	31,432	20,780	00:01:07	18,138	24.93%	25.59%	\$0.00
2. /maps-schedules/	18,021	11,651	00:01:04	9,992	24.16%	22.07%	\$0.00
3. /mobile-schedules/	12,333	7,379	00:00:41	1,656	27.11%	11.81%	\$0.00
4. /fares/	4,401	3,312	00:01:17	964	34.02%	27.45%	\$0.00
5. /schedule/9/	3,392	2,688	00:02:52	790	74.18%	52.06%	\$0.00
6. /schedule/18/	3,349	2,679	00:03:00	867	69.67%	47.45%	\$0.00
7. /schedule/20/	3,342	2,739	00:02:49	919	74.43%	54.49%	\$0.00
8. /schedule/98X/	3,240	2,716	00:03:14	1,461	83.71%	61.11%	\$0.00
9. /schedule/6/	3,119	2,710	00:05:00	1,663	82.98%	76.47%	\$0.00
10. /schedule/10/	2,861	2,284	00:02:47	757	75.30%	53.58%	\$0.00
11. /schedule/15/	2,740	2,213	00:03:18	726	78.79%	55.47%	\$0.00
12. /schedule/21/	2,703	2,193	00:02:25	647	70.94%	51.61%	\$0.00
13. /schedule/16/	2,665	2,149	00:02:46	658	74.01%	48.93%	\$0.00
14. /schedule/35/	2,348	1,800	00:03:55	830	70.72%	51.83%	\$0.00
15. /schedule/4/	2,147	1,801	00:03:24	1,150	78.96%	67.86%	\$0.00
16. /schedule/316/	2,066	1,633	00:03:29	475	73.05%	50.10%	\$0.00
17. /schedule/14/	2,045	1,688	00:02:35	577	74.35%	50.81%	\$0.00
18. /how-to-ride/	1,958	1,449	00:00:41	150	23.33%	11.24%	\$0.00
19. /schedule/96X/	1,911	1,463	00:02:39	471	73.25%	49.56%	\$0.00
20. /schedule/11/	1,797	1,480	00:02:13	310	70.97%	39.68%	\$0.00
21. /schedule/314/	1,737	1,438	00:03:44	425	75.76%	55.09%	\$0.00

22.	/schedule/28/	1,571	1,265	00:02:36	360	71.11%	48.19%	\$0.00
23.	/about/	1,490	1,120	00:00:43	481	13.93%	16.24%	\$0.00
24.	/possible-bart-strike/	1,418	951	00:02:06	486	53.70%	47.95%	\$0.00
25.	/schedule/320/	1,299	1,067	00:03:00	344	76.16%	47.73%	\$0.00
26.	/driver-login/	1,280	658	00:04:18	298	30.54%	44.30%	\$0.00
27.	/schedule/321/	1,278	1,075	00:02:44	331	74.92%	57.51%	\$0.00
28.	/schedule/310/	1,220	1,042	00:03:01	301	82.39%	61.31%	\$0.00
29.	/schedule/95X/	1,197	946	00:01:42	196	65.82%	35.17%	\$0.00
30.	/schedule/311/	1,083	874	00:02:28	191	78.01%	44.51%	\$0.00
31.	/schedule/1/	1,073	800	00:02:28	173	75.14%	42.31%	\$0.00
32.	/schedule/7/	1,064	850	00:02:26	226	69.91%	43.70%	\$0.00
33.	/schedule/36/	1,042	758	00:02:15	145	72.41%	37.91%	\$0.00
34.	/schedule/93X/	973	767	00:02:26	278	74.82%	49.02%	\$0.00
35.	/schedule/19/	944	745	00:01:33	105	71.43%	30.19%	\$0.00
36.	/schedule/17/	910	766	00:02:00	206	77.18%	46.04%	\$0.00
37.	/maps-schedules/600-select-service/	775	312	00:01:17	20	25.00%	17.16%	\$0.00
38.	/schedule/97X/	744	579	00:02:00	158	68.35%	40.46%	\$0.00
39.	/fares/where-to-buy/	720	518	00:01:56	68	58.82%	31.67%	\$0.00
40.	/schedule/92X/	691	515	00:02:34	163	66.87%	41.53%	\$0.00
41.	/link/	637	513	00:00:56	196	42.35%	26.69%	\$0.00
42.	/schedule/2/	611	511	00:02:02	130	81.54%	46.97%	\$0.00
43.	/fares/clipper-card/	594	499	00:01:11	52	55.77%	27.61%	\$0.00
44.	/schedule/5/	578	477	00:01:41	94	74.47%	36.51%	\$0.00
45.	/public-meetings/	538	446	00:00:22	27	51.85%	15.24%	\$0.00
46.	/?force=desktop	518	367	00:01:16	51	29.41%	19.11%	\$0.00
47.	/bus-tracker/	490	354	00:01:05	273	32.23%	29.80%	\$0.00
48.	/driver-login/?force=desktop	470	279	00:04:00	190	50.00%	54.47%	\$0.00
49.	/how-to-ride/paying-your-fare/	468	395	00:01:22	10	70.00%	19.87%	\$0.00
50.	/about/jobs/	432	285	00:00:47	95	46.32%	40.51%	\$0.00

Visitor Report

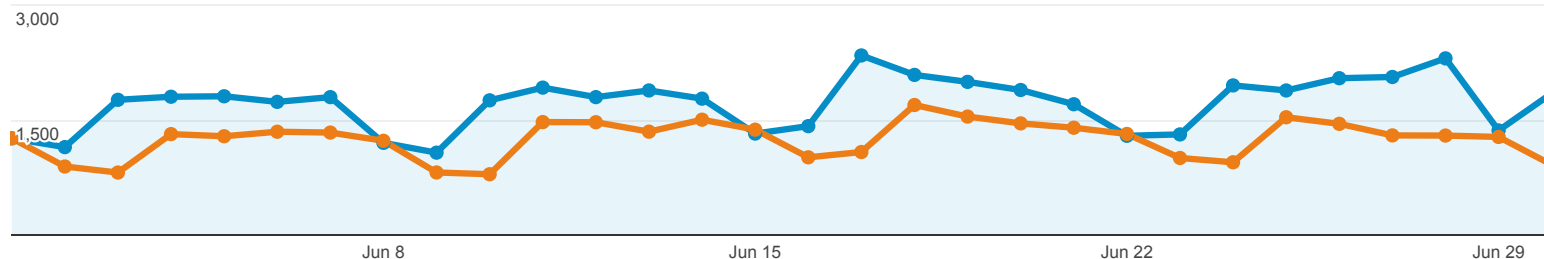
Jun 1, 2013 - Jun 30, 2013
Compare to: Jun 1, 2012 - Jun 30, 2012

change in % of visits: +0.00%

Report Tab

Metric Group

Jun 1, 2013 - Jun 30, 2013: Visits
Jun 1, 2012 - Jun 30, 2012: Visits



Visitor Type	Mobile (Including Tablet)	Visits	Unique Visitors	Pageviews	Avg. Visit Duration	Pages / Visit
		37.43% 51,701 vs 37,620	27.51% 28,560 vs 22,398	28.29% 148,673 vs 115,891	1.10% 00:03:01 vs 00:03:03	6.65% 2.88 vs 3.08
1. Returning Visitor	Yes					
Jun 1, 2013 - Jun 30, 2013		22,067	5,624	56,445	00:02:49	2.56
Jun 1, 2012 - Jun 30, 2012		11,979	3,289	31,736	00:02:43	2.65
% Change		84.21%	70.99%	77.86%	3.36%	-3.45%
2. Returning Visitor	No					
Jun 1, 2013 - Jun 30, 2013		11,164	4,534	32,931	00:03:00	2.95
Jun 1, 2012 - Jun 30, 2012		11,037	4,533	34,001	00:03:08	3.08
% Change		1.15%	0.02%	-3.15%	-4.30%	-4.25%
3. New Visitor	No					
Jun 1, 2013 - Jun 30, 2013		11,090	11,061	37,557	00:03:22	3.39
Jun 1, 2012 - Jun 30, 2012		10,505	10,483	37,570	00:03:22	3.58
% Change		5.57%	5.51%	-0.03%	0.19%	-5.31%
4. New Visitor	Yes					
Jun 1, 2013 - Jun 30, 2013		7,380	7,341	21,740	00:03:06	2.95
Jun 1, 2012 - Jun 30, 2012		4,099	4,093	12,584	00:02:57	3.07
% Change		80.04%	79.35%	72.76%	5.13%	-4.05%

Jun 1, 2013 - Jun 30, 2013
Compare to: May 1, 2013 - May 31, 2013

Pages

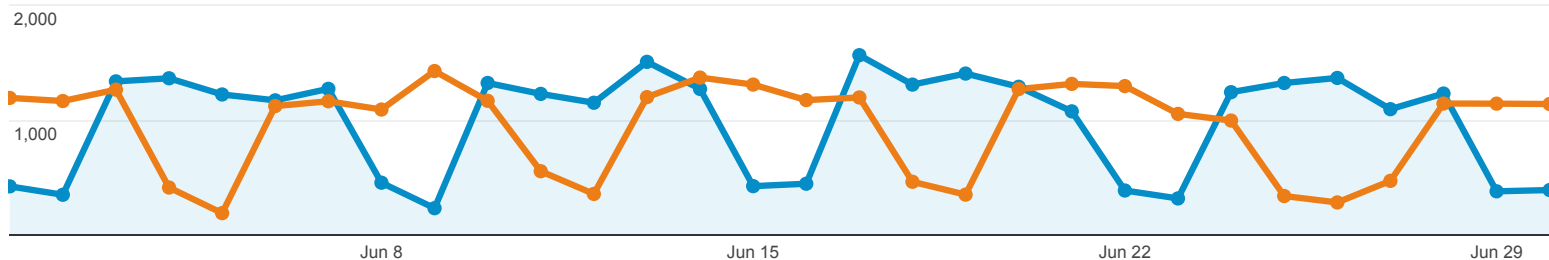
Pages are grouped by Page

change in % of pageviews: +0.00%

Explorer

Site Usage

Jun 1, 2013 - Jun 30, 2013: ● Pageviews
May 1, 2013 - May 31, 2013: ● Pageviews



Page	Pageviews	Unique Pageviews	Avg. Time on Page	Entrances	Bounce Rate	% Exit	Page Value
	1.42% 29,560 vs 29,987	2.23% 19,290 vs 19,730	13.56% 00:02:02 vs 00:02:21	1.89% 7,692 vs 7,549	5.93% 36.77% vs 34.71%	3.37% 26.02% vs 25.17%	0.00% \$0.00 vs \$0.00
1. /bustime/eta/eta.jsp							
Jun 1, 2013 - Jun 30, 2013	5,867	3,642	00:02:39	865	46.24%	26.85%	\$0.00
May 1, 2013 - May 31, 2013	6,257	3,845	00:03:00	899	45.49%	27.38%	\$0.00
% Change	-6.23%	-5.28%	-11.46%	-3.78%	1.64%	-1.94%	0.00%
2. /bustime/home.jsp							
Jun 1, 2013 - Jun 30, 2013	5,374	4,139	00:00:29	3,894	24.47%	24.13%	\$0.00
May 1, 2013 - May 31, 2013	5,194	4,019	00:00:51	3,783	20.12%	20.45%	\$0.00
% Change	3.47%	2.99%	-42.93%	2.93%	21.66%	18.04%	0.00%
3. /bustime/map/displaymap.jsp							
Jun 1, 2013 - Jun 30, 2013	1,436	974	00:03:36	249	68.67%	46.52%	\$0.00
May 1, 2013 - May 31, 2013	1,353	925	00:03:31	206	70.87%	46.19%	\$0.00
% Change	6.13%	5.30%	2.74%	20.87%	-3.10%	0.70%	0.00%
4. /bustime/wireless/html/home.jsp							
Jun 1, 2013 - Jun 30, 2013	648	410	00:00:21	78	16.67%	7.41%	\$0.00
May 1, 2013 - May 31, 2013	590	352	00:00:20	78	12.82%	6.10%	\$0.00
% Change	9.83%	16.48%	4.06%	0.00%	30.00%	21.40%	0.00%
5. /bustime/eta/eta.jsp?route=96X&direction=NORTH&stop=CH EVRON SAN RAMON&id=1692&showAllBusses=on							
Jun 1, 2013 - Jun 30, 2013	383	206	00:04:46	105	53.33%	45.43%	\$0.00
May 1, 2013 - May 31, 2013	293	143	00:04:36	75	50.67%	41.98%	\$0.00

	% Change	30.72%	44.06%	3.61%	40.00%	5.26%	8.22%	0.00%
6.	/bustime/wireless/html/eta.jsp?route=96X&direction=NORTH&id=1692&showAllBusses=on							
	Jun 1, 2013 - Jun 30, 2013	304	77	00:02:36	37	35.14%	22.70%	\$0.00
	May 1, 2013 - May 31, 2013	282	92	00:03:32	51	47.06%	30.50%	\$0.00
	% Change	7.80%	-16.30%	-26.32%	-27.45%	-25.34%	-25.57%	0.00%
7.	/bustime/wireless/html/eta.jsp?route=96X&direction=NORTH&id=1693&showAllBusses=on							
	Jun 1, 2013 - Jun 30, 2013	174	53	00:04:12	48	12.50%	29.31%	\$0.00
	May 1, 2013 - May 31, 2013	181	63	00:04:46	56	39.29%	33.70%	\$0.00
	% Change	-3.87%	-15.87%	-11.77%	-14.29%	-68.18%	-13.03%	0.00%
8.	/bustime/wireless/html/eta.jsp?route=96X&direction=NORTH&id=1681&showAllBusses=on							
	Jun 1, 2013 - Jun 30, 2013	170	97	00:03:38	87	51.72%	51.76%	\$0.00
	May 1, 2013 - May 31, 2013	197	94	00:09:56	90	28.89%	46.19%	\$0.00
	% Change	-13.71%	3.19%	-63.41%	-3.33%	79.05%	12.06%	0.00%
9.	/bustime/eta/eta.jsp?route=97X&direction=SOUTH&stop=BIS HOP RANCH 1&id=1693&showAllBusses=on							
	Jun 1, 2013 - Jun 30, 2013	144	30	00:02:47	12	0.00%	14.58%	\$0.00
	May 1, 2013 - May 31, 2013	30	26	00:02:42	8	87.50%	46.67%	\$0.00
	% Change	380.00%	15.38%	3.09%	50.00%	-100.00%	-68.75%	0.00%
10.	/bustime/eta/eta.jsp?route=21&direction=NORTH&stop=CAMINO RAMON + BALDWIN AVE&id=1081&showAllBusses=on							
	Jun 1, 2013 - Jun 30, 2013	140	50	00:02:31	22	36.36%	13.57%	\$0.00
	May 1, 2013 - May 31, 2013	87	47	00:02:05	10	10.00%	22.99%	\$0.00
	% Change	60.92%	6.38%	19.97%	120.00%	263.64%	-40.96%	0.00%
11.	/bustime/eta/eta.jsp?route=---&direction=---&stop=---&id=1693&showAllBusses=on							
	Jun 1, 2013 - Jun 30, 2013	132	49	00:03:54	42	50.00%	34.09%	\$0.00
	May 1, 2013 - May 31, 2013	104	55	00:04:17	46	56.52%	46.15%	\$0.00
	% Change	26.92%	-10.91%	-8.76%	-8.70%	-11.54%	-26.14%	0.00%
12.	/bustime/eta/eta.jsp?route=20&direction=WEST&stop=CLAY TON RD + FRY WAY&id=563&showAllBusses=on							
	Jun 1, 2013 - Jun 30, 2013	130	64	00:02:06	54	53.70%	42.31%	\$0.00
	May 1, 2013 - May 31, 2013	34	20	00:01:16	10	50.00%	38.24%	\$0.00
	% Change	282.35%	220.00%	67.45%	440.00%	7.41%	10.65%	0.00%
13.	/bustime/wireless/html/selectstop.jsp?route=96X&direction=NORTH							
	Jun 1, 2013 - Jun 30, 2013	125	80	00:00:12	15	0.00%	2.40%	\$0.00
	May 1, 2013 - May 31, 2013	86	68	00:00:05	13	15.38%	3.49%	\$0.00
	% Change	45.35%	17.65%	127.03%	15.38%	-100.00%	-31.20%	0.00%
14.	/bustime/eta/eta.jsp?route=96X&direction=NORTH&stop=BIS HOP RANCH 1&id=1693&showAllBusses=on							
	Jun 1, 2013 - Jun 30, 2013	113	80	00:04:56	53	62.26%	54.87%	\$0.00
	May 1, 2013 - May 31, 2013	129	73	00:06:01	41	63.41%	44.96%	\$0.00
	% Change	-12.40%	9.59%	-18.09%	29.27%	-1.81%	22.03%	0.00%
15	/bustime/wireless/html/selectdirection.jsp?route=96X							

	/bustime/wireless/html/eta.jsp?route=60X&id=1616&showAllBusses=on							
	Jun 1, 2013 - Jun 30, 2013	110	75	00:00:07	13	0.00%	0.91%	\$0.00
	May 1, 2013 - May 31, 2013	86	63	00:00:11	16	6.25%	2.33%	\$0.00
	% Change	27.91%	19.05%	-36.23%	-18.75%	-100.00%	-60.91%	0.00%
16.	/bustime/wireless/html/eta.jsp?route=92X&direction=NORTH&id=1616&showAllBusses=on							
	Jun 1, 2013 - Jun 30, 2013	108	35	00:02:10	34	67.65%	31.48%	\$0.00
	May 1, 2013 - May 31, 2013	10	6	00:09:39	4	50.00%	50.00%	\$0.00
	% Change	980.00%	483.33%	-77.63%	750.00%	35.29%	-37.04%	0.00%
17.	/bustime/eta/eta.jsp?route=18&direction=SOUTH&stop=ARNOLD DR + FIG TREE LN&id=1281&showAllBusses=on							
	Jun 1, 2013 - Jun 30, 2013	96	41	00:03:23	25	12.00%	27.08%	\$0.00
	May 1, 2013 - May 31, 2013	87	44	00:02:20	31	38.71%	33.33%	\$0.00
	% Change	10.34%	-6.82%	44.82%	-19.35%	-69.00%	-18.75%	0.00%
18.	/bustime/wireless/html/eta.jsp?route=35&direction=NORTH&id=2036&showAllBusses=on							
	Jun 1, 2013 - Jun 30, 2013	96	18	00:01:52	16	12.50%	14.58%	\$0.00
	May 1, 2013 - May 31, 2013	40	10	00:00:53	6	0.00%	17.50%	\$0.00
	% Change	140.00%	80.00%	111.57%	166.67%	∞%	-16.67%	0.00%
19.	/bustime/eta/eta.jsp?route=15&direction=WEST&stop=TREAT BLVD + LANCELOT DR&id=813&showAllBusses=on							
	Jun 1, 2013 - Jun 30, 2013	95	34	00:04:46	23	13.04%	20.00%	\$0.00
	May 1, 2013 - May 31, 2013	134	39	00:04:45	25	12.00%	20.90%	\$0.00
	% Change	-29.10%	-12.82%	0.37%	-8.00%	8.70%	-4.29%	0.00%
20.	/bustime/wireless/html/eta.jsp?route=96X&direction=NORTH&id=1681&showAllBusses=off							
	Jun 1, 2013 - Jun 30, 2013	95	27	00:05:37	22	31.82%	15.79%	\$0.00
	May 1, 2013 - May 31, 2013	15	2	00:05:51	0	0.00%	0.00%	\$0.00
	% Change	533.33%	1,250.00%	-3.84%	∞%	∞%	∞%	0.00%
21.	/bustime/eta/eta.jsp?route=---&direction=---&stop=---&id=1681&showAllBusses=on							
	Jun 1, 2013 - Jun 30, 2013	93	44	00:03:47	33	33.33%	34.41%	\$0.00
	May 1, 2013 - May 31, 2013	34	17	00:05:47	5	40.00%	44.12%	\$0.00
	% Change	173.53%	158.82%	-34.66%	560.00%	-16.67%	-22.01%	0.00%
22.	/bustime/eta/eta.jsp?route=36&direction=SOUTH&stop=VILLAGE PKWY + ELMWOOD DR&id=1689&showAllBusses=on							
	Jun 1, 2013 - Jun 30, 2013	89	43	00:08:03	41	65.85%	46.07%	\$0.00
	May 1, 2013 - May 31, 2013	106	56	00:09:29	55	69.09%	51.89%	\$0.00
	% Change	-16.04%	-23.21%	-15.00%	-25.45%	-4.69%	-11.22%	0.00%
23.	/bustime/login.jsp							
	Jun 1, 2013 - Jun 30, 2013	85	39	00:00:40	11	63.64%	14.12%	\$0.00
	May 1, 2013 - May 31, 2013	49	25	00:00:35	11	81.82%	26.53%	\$0.00
	% Change	73.47%	56.00%	15.80%	0.00%	-22.22%	-46.79%	0.00%
24.	/bustime/eta/eta.jsp?route=93X&direction=EAST&stop=MITCHELL DR + PARK AND RIDE LOT&id=1778&showAllBusses=on							
	Jun 1, 2013 - Jun 30, 2013	82	43	00:05:02	38	68.42%	46.34%	\$0.00

	May 1, 2013 - May 31, 2013	139	62	00:04:15	54	53.70%	36.69%	\$0.00
	% Change	-41.01%	-30.65%	18.39%	-29.63%	27.40%	26.30%	0.00%
25.	/bustime/eta/eta.jsp?route=96X&direction=SOUTH&stop=BA RT WALNUT CREEK&id=1947&showAllBusses=on							
	Jun 1, 2013 - Jun 30, 2013	81	40	00:05:35	23	52.17%	34.57%	\$0.00
	May 1, 2013 - May 31, 2013	48	25	00:00:31	2	50.00%	14.58%	\$0.00
	% Change	68.75%	60.00%	993.81%	1,050.00%	4.35%	137.04%	0.00%
26.	/bustime/eta/eta.jsp?route=96X&direction=NORTH&stop=SU NSET DR + BISHOP DR&id=1681&showAllBusses=on							
	Jun 1, 2013 - Jun 30, 2013	80	54	00:04:12	9	55.56%	33.75%	\$0.00
	May 1, 2013 - May 31, 2013	71	57	00:01:50	7	100.00%	38.03%	\$0.00
	% Change	12.68%	-5.26%	129.17%	28.57%	-44.44%	-11.25%	0.00%
27.	/bustime/eta/eta.jsp?route=---&direction=---&stop=---&id=107 2&showAllBusses=on							
	Jun 1, 2013 - Jun 30, 2013	79	39	00:02:13	5	0.00%	10.13%	\$0.00
	May 1, 2013 - May 31, 2013	56	34	00:03:18	1	0.00%	14.29%	\$0.00
	% Change	41.07%	14.71%	-32.82%	400.00%	0.00%	-29.11%	0.00%
28.	/bustime/eta/eta.jsp?route=---&direction=---&stop=---&id=213 8&showAllBusses=on							
	Jun 1, 2013 - Jun 30, 2013	79	40	00:04:14	5	20.00%	21.52%	\$0.00
	May 1, 2013 - May 31, 2013	53	35	00:05:53	0	0.00%	26.42%	\$0.00
	% Change	49.06%	14.29%	-28.18%	∞%	∞%	-18.54%	0.00%
29.	/bustime/eta/eta.jsp?route=21&direction=NORTH&stop=DAN VILLE PARK AND RIDE&id=1075&showAllBusses=on							
	Jun 1, 2013 - Jun 30, 2013	79	22	00:01:13	9	33.33%	18.99%	\$0.00
	May 1, 2013 - May 31, 2013	8	8	00:02:33	1	0.00%	0.00%	\$0.00
	% Change	887.50%	175.00%	-52.47%	800.00%	∞%	∞%	0.00%
30.	/bustime/wireless/html/eta.jsp?route=95X&direction=NORTH &id=1075&showAllBusses=on							
	Jun 1, 2013 - Jun 30, 2013	74	13	00:01:10	6	33.33%	14.86%	\$0.00
	May 1, 2013 - May 31, 2013	37	9	00:01:14	8	25.00%	16.22%	\$0.00
	% Change	100.00%	44.44%	-4.75%	-25.00%	33.33%	-8.33%	0.00%
31.	/bustime/SetLocale.jsp?request_locale=en_US							
	Jun 1, 2013 - Jun 30, 2013	73	51	00:01:13	19	26.32%	13.70%	\$0.00
	May 1, 2013 - May 31, 2013	38	31	00:00:18	6	83.33%	26.32%	\$0.00
	% Change	92.11%	64.52%	307.23%	216.67%	-68.42%	-47.95%	0.00%
32.	/bustime/wireless/html/eta.jsp?route=97X&direction=SOUTH &id=1553&showAllBusses=on							
	Jun 1, 2013 - Jun 30, 2013	71	17	00:03:30	17	29.41%	23.94%	\$0.00
	May 1, 2013 - May 31, 2013	91	9	00:04:41	8	12.50%	7.69%	\$0.00
	% Change	-21.98%	88.89%	-25.30%	112.50%	135.29%	211.27%	0.00%
33.	/bustime/eta/eta.jsp?route=15&direction=EAST&stop=TREA T BLVD + OAK GROVE RD&id=832&showAllBusses=on							
	Jun 1, 2013 - Jun 30, 2013	70	38	00:06:07	20	30.00%	34.29%	\$0.00
	May 1, 2013 - May 31, 2013	102	43	00:03:33	25	20.00%	24.51%	\$0.00
	% Change	31.37%	11.63%	71.78%	20.00%	50.00%	30.98%	0.00%

% Change		-31.37%	-11.63%	71.79%	-20.00%	50.00%	39.89%	0.00%
34. /bustime/eta/eta.jsp?route=6&direction=WEST&stop=MORAGA WAY + GLORIETTA BLVD&id=1402&showAllBusses=on								
Jun 1, 2013 - Jun 30, 2013	68	25	00:06:36	25	32.00%	30.88%	\$0.00	
May 1, 2013 - May 31, 2013	30	11	00:03:25	7	28.57%	20.00%	\$0.00	
% Change	126.67%	127.27%	93.83%	257.14%	12.00%	54.41%	0.00%	
35. /bustime/eta/eta.jsp?route=92X&direction=SOUTH&stop=BIS HOP RANCH 1&id=1693&showAllBusses=on								
Jun 1, 2013 - Jun 30, 2013	68	38	00:06:11	34	44.12%	54.41%	\$0.00	
May 1, 2013 - May 31, 2013	97	42	00:06:00	32	21.88%	32.99%	\$0.00	
% Change	-29.90%	-9.52%	3.25%	6.25%	101.68%	64.94%	0.00%	
36. /bustime/wireless/html/eta.jsp?route=21&direction=SOUTH&id=1949&showAllBusses=on								
Jun 1, 2013 - Jun 30, 2013	68	21	00:01:37	13	30.77%	17.65%	\$0.00	
May 1, 2013 - May 31, 2013	4	2	00:00:16	1	0.00%	0.00%	\$0.00	
% Change	1,600.00%	950.00%	516.10%	1,200.00%	∞%	∞%	0.00%	
37. /bustime/eta/eta.jsp?route=15&direction=EAST&stop=LAND ANA DR + VILLAGE DR&id=666&showAllBusses=on								
Jun 1, 2013 - Jun 30, 2013	65	24	00:07:03	23	17.39%	33.85%	\$0.00	
May 1, 2013 - May 31, 2013	72	23	00:05:47	22	18.18%	30.56%	\$0.00	
% Change	-9.72%	4.35%	21.78%	4.55%	-4.35%	10.77%	0.00%	
38. /bustime/eta/eta.jsp?route=---&direction=---&stop=---&id=1695&showAllBusses=on								
Jun 1, 2013 - Jun 30, 2013	64	19	00:00:31	10	60.00%	21.88%	\$0.00	
May 1, 2013 - May 31, 2013	10	8	00:01:39	4	75.00%	70.00%	\$0.00	
% Change	540.00%	137.50%	-68.62%	150.00%	-20.00%	-68.75%	0.00%	
39. /bustime/wireless/html/eta.jsp?route=14&direction=SOUTH&id=699&showAllBusses=on								
Jun 1, 2013 - Jun 30, 2013	64	57	00:02:18	57	82.46%	82.81%	\$0.00	
May 1, 2013 - May 31, 2013	63	58	00:01:06	57	87.72%	84.13%	\$0.00	
% Change	1.59%	-1.72%	107.15%	0.00%	-6.00%	-1.56%	0.00%	
40. /bustime/eta/eta.jsp?route=92X&direction=NORTH&stop=CH EVRON SAN RAMON&id=1692&showAllBusses=on								
Jun 1, 2013 - Jun 30, 2013	62	40	00:03:39	9	66.67%	29.03%	\$0.00	
May 1, 2013 - May 31, 2013	40	33	00:00:41	17	64.71%	52.50%	\$0.00	
% Change	55.00%	21.21%	430.54%	-47.06%	3.03%	-44.70%	0.00%	
41. /bustime/eta/eta.jsp?route=---&direction=---&stop=---&id=1459&showAllBusses=on								
Jun 1, 2013 - Jun 30, 2013	60	10	00:02:16	2	50.00%	10.00%	\$0.00	
May 1, 2013 - May 31, 2013	119	10	00:02:09	2	0.00%	5.04%	\$0.00	
% Change	-49.58%	0.00%	5.13%	0.00%	∞%	98.33%	0.00%	
42. /bustime/eta/eta.jsp?route=---&direction=---&stop=---&id=1289&showAllBusses=on								
Jun 1, 2013 - Jun 30, 2013	59	15	00:00:55	15	73.33%	25.42%	\$0.00	
May 1, 2013 - May 31, 2013	128	24	00:00:57	19	52.63%	14.84%	\$0.00	
% Change	-53.91%	-37.50%	-3.52%	-21.05%	39.33%	71.28%	0.00%	
43. /bustime/eta/eta.jsp?route=---&direction=---&stop=---&id=1845&showAllBusses=on								

5&showAllBusses=on

	Jun 1, 2013 - Jun 30, 2013	58	38	00:02:02	5	20.00%	22.41%	\$0.00
	May 1, 2013 - May 31, 2013	26	19	00:01:27	3	33.33%	30.77%	\$0.00
	% Change	123.08%	100.00%	40.70%	66.67%	-40.00%	-27.16%	0.00%
44.	/bustime/eta/eta.jsp?routeSelect=NOROUTE							
	Jun 1, 2013 - Jun 30, 2013	58	43	00:02:40	8	62.50%	24.14%	\$0.00
	May 1, 2013 - May 31, 2013	39	32	00:00:56	2	0.00%	5.13%	\$0.00
	% Change	48.72%	34.38%	187.26%	300.00%	∞%	370.69%	0.00%
45.	/bustime/eta/eta.jsp?route=---&direction=---&stop=---&id=1994&showAllBusses=on							
	Jun 1, 2013 - Jun 30, 2013	57	14	00:04:56	12	25.00%	24.56%	\$0.00
	May 1, 2013 - May 31, 2013	40	12	00:04:46	8	0.00%	27.50%	\$0.00
	% Change	42.50%	16.67%	3.67%	50.00%	∞%	-10.69%	0.00%
46.	/bustime/wireless/html/selectdirection.jsp?route=10							
	Jun 1, 2013 - Jun 30, 2013	56	39	00:00:07	0	0.00%	3.57%	\$0.00
	May 1, 2013 - May 31, 2013	30	24	00:00:09	3	0.00%	6.67%	\$0.00
	% Change	86.67%	62.50%	-24.34%	-100.00%	0.00%	-46.43%	0.00%
47.	/bustime/eta/eta.jsp?route=21&direction=NORTH&stop=3158 DANVILLE BLVD&id=970&showAllBusses=on							
	Jun 1, 2013 - Jun 30, 2013	54	48	00:00:52	14	71.43%	33.33%	\$0.00
	May 1, 2013 - May 31, 2013	49	46	00:00:07	1	0.00%	12.24%	\$0.00
	% Change	10.20%	4.35%	658.23%	1,300.00%	∞%	172.22%	0.00%
48.	/bustime/wireless/html/eta.jsp?route=---&direction=---&displaydirection=---&stop=---&id=708							
	Jun 1, 2013 - Jun 30, 2013	50	17	00:09:12	1	100.00%	28.00%	\$0.00
	May 1, 2013 - May 31, 2013	14	2	00:04:47	0	0.00%	7.14%	\$0.00
	% Change	257.14%	750.00%	92.12%	∞%	∞%	292.00%	0.00%
49.	/bustime/eta/eta.jsp?route=20&direction=EAST&stop=BART CONCORD&id=883&showAllBusses=on							
	Jun 1, 2013 - Jun 30, 2013	49	43	00:00:14	2	50.00%	6.12%	\$0.00
	May 1, 2013 - May 31, 2013	43	38	00:00:32	1	100.00%	11.63%	\$0.00
	% Change	13.95%	13.16%	-57.25%	100.00%	-50.00%	-47.35%	0.00%
50.	/bustime/wireless/html/eta.jsp							
	Jun 1, 2013 - Jun 30, 2013	49	20	00:04:12	0	0.00%	20.41%	\$0.00
	May 1, 2013 - May 31, 2013	9	9	00:00:16	1	100.00%	33.33%	\$0.00
	% Change	444.44%	122.22%	1,492.39%	-100.00%	-100.00%	-38.78%	0.00%