

### Agenda Item 7.a

**TO:** O&S Committee

**DATE:** July 18, 2013

**FROM:** Anne Muzzini  
Director of Planning & Marketing

**SUBJ:** Fixed Route Reports

### Fixed Route Operating Reports for June 2013

#### 1. Monthly Boarding's Data

The following represent the numbers that are most important to staff in evaluating the performance of the fixed route system.

	FY 2013		
<u>Title</u>	<u>Current Month</u>	<u>YTD Avg</u>	<u>Annual Goal</u>
Total Passengers	252,811		
Average Weekday	11,384	11,912	
Pass/Rev Hour	15.0	15.4	Standard Goal > 17.0 *
Missed Trips	0.11%	0.09%	Standard Goal < 0.25% *
Miles between Road Calls	22,798	25,521	Standard Goal > 18,000 *

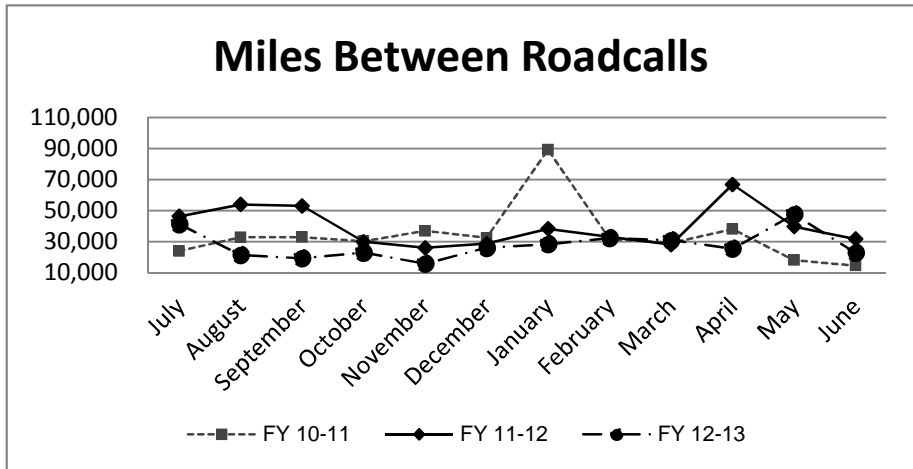
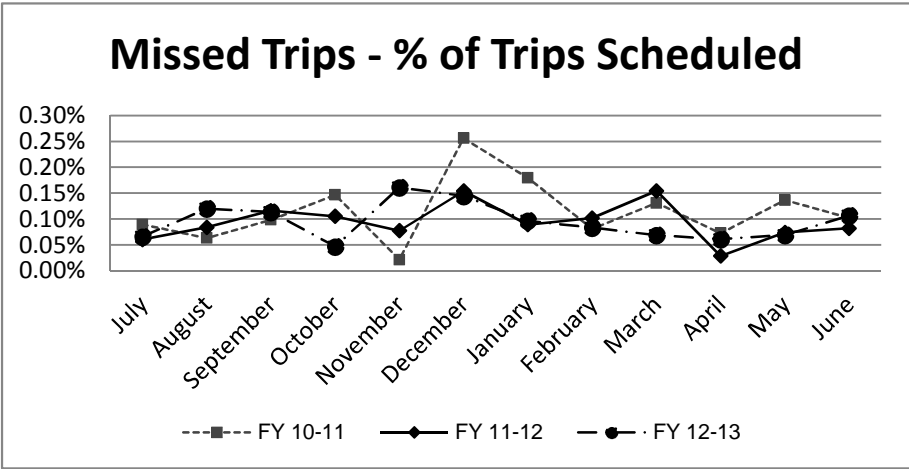
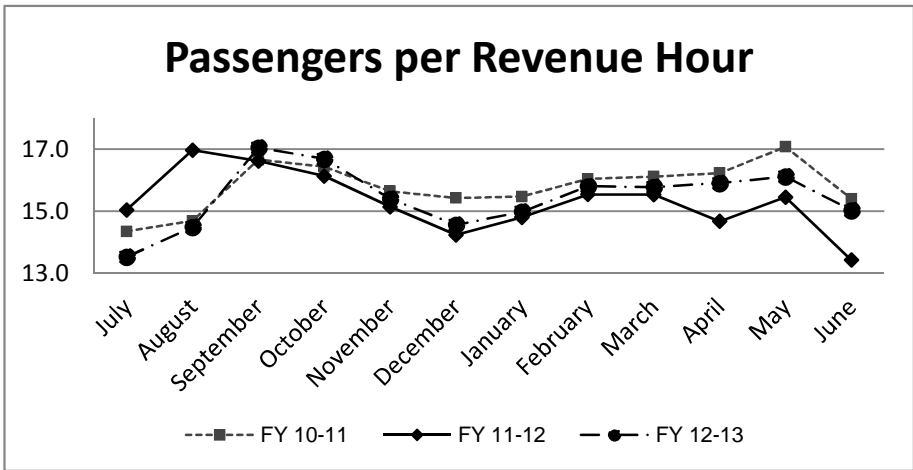
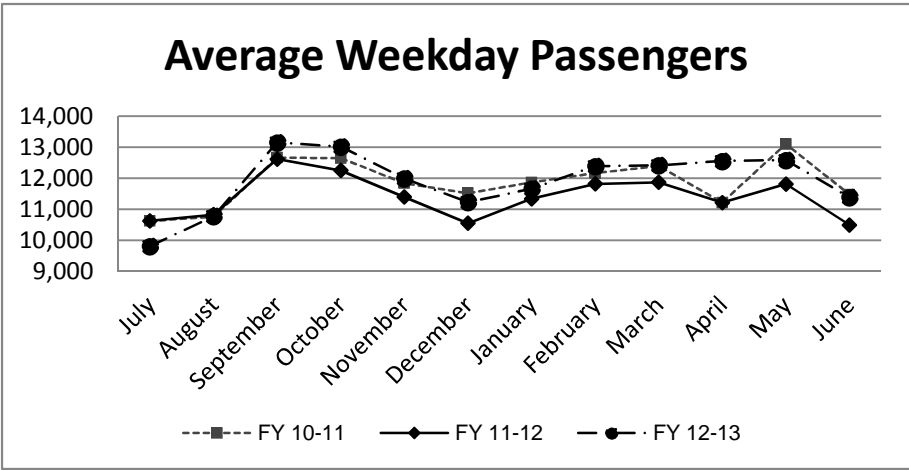
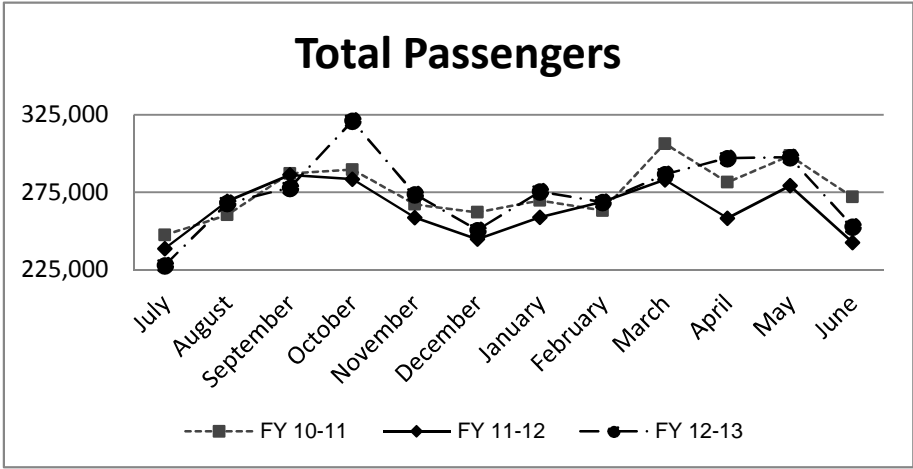
\* Based on current standards from updated SRTP

#### Analysis (June)

Average weekday ridership was lower in June (11,384 passengers) than May (12,581 passengers). However, average weekday ridership was higher compared to June of last year (10,494 passengers). Passengers per hour in June was 15.0, a decrease from 16.1 in May but an increase from June 2012 when passengers per hour was 13.4.

The percentage of missed trips in June was 0.11%. A slight increase from the prior month (0.07%). The YTD average is 0.09% missed trips.

The number of miles between roadcalls was 22,798 miles in June, lower than the prior month in which there were 47,484 miles between roadcalls. The 12 month average is 25,521 miles between roadcalls.



**TRANSPORTATION and MAINTANCE  
Operation Data Summary**

<b>TRANSPORTATION</b>	<b>2012 July</b>	<b>2012 August</b>	<b>2012 September</b>	<b>2012 October</b>	<b>2012 November</b>	<b>2012 December</b>	<b>2013 January</b>	<b>2013 February</b>	<b>2013 March</b>	<b>2013 April</b>	<b>2013 May</b>	<b>2013 June</b>	<b>12 Month TOTALS</b>
Number of Buses	121	121	121	121	121	121	121	121	121	121	121	121	121
Totals Hub Miles	247,826	278,449	250,982	298,277	269,325	259,994	283,381	258,396	278,078	280,325	285,350	250,775	3,241,158
<b>Work Days</b>	30	31	29	31	29	30	30	28	31	30	30	30	359
Revenue Hours	16,832	18,496	16,305	19,242	17,777	17,194	18,390	17,003	18,167	18,675	18,466	16,821	213,369
Operator Pay Hours	29,970	31,358	31,780	38,149	32,217	30,111	33,540	28,965	30,787	31,056	33,072	30,920	381,923
Number of Operators	165	165	169	168	168	172	172	170	170	170	168	167	169
<b>Unscheduled Absences</b>	<b>337</b>	<b>369</b>	<b>308</b>	<b>357</b>	<b>289</b>	<b>266</b>	<b>343</b>	<b>457</b>	<b>307</b>	<b>366</b>	<b>421</b>	<b>355</b>	<b>4,175</b>
FT Protection	29	68	88	35	41	30	61	33	54	80	90	68	677
Worker Comp.	112	94	40	69	48	54	53	98	56	84	86	90	884
Sick leave	196	207	180	253	200	182	229	326	197	202	245	197	2,614
<b>Collision Accidents</b>	5	6	2	3	2	5	4	5	4	3	5	4	48
Passenger Accidents	8	12	11	11	12	8	8	14	21	7	14	14	140
Total Chargeable Collisions	2	5	1	2	2	2	1	1	3	2	2	1	24
<b>Chargeable/100K Miles</b>	<b>0.80</b>	<b>1.79</b>	<b>0.39</b>	<b>0.67</b>	<b>0.74</b>	<b>0.76</b>	<b>0.35</b>	<b>0.38</b>	<b>1.07</b>	<b>0.71</b>	<b>0.70</b>	<b>0.39</b>	<b>0.74</b>
Number of Trips Scheduled	22,782	25,003	22,040	25,666	23,606	22,831	20,706	20,388	20,388	24,630	24,630	22,542	275,212
Number of Trips Missed	15	30	25	12	38	33	20	17	14	15	17	24	260
<b>Of Trips Scheduled - % Missed</b>	<b>0.07%</b>	<b>0.12%</b>	<b>0.11%</b>	<b>0.05%</b>	<b>0.16%</b>	<b>0.14%</b>	<b>0.10%</b>	<b>0.08%</b>	<b>0.07%</b>	<b>0.06%</b>	<b>0.07%</b>	<b>0.11%</b>	<b>0.09%</b>
Of Trips Missed - Mechanical	10	14	16	7	26	26	14	10	10	13	12	17	175
On Time Performance %	90%	89%	86%	86%	87%	86%	91%	88%	89%	90%	88%	89%	88%
<b>MAINTENANCE</b>													
A/C Operative - Avg. %	100%	100%	100%	100%	100%	100%	100%	100%	100%	100%	100%	100%	100%
Lifts Operative - Ave %	100%	100%	100%	100%	100%	100%	100%	100%	100%	100%	100%	100%	100%
PM Complete on Schedule	100%	100%	100%	100%	100%	100%	100%	100%	100%	100%	100%	100%	100%
Total Road Calls	6	16	14	14	19	11	11	10	12	12	10	15	150
Road Calls for Mechanical	6	13	13	13	17	10	10	8	9	9	6	13	127
<b>Road Calls for Other</b>	<b>0</b>	<b>3</b>	<b>1</b>	<b>1</b>	<b>2</b>	<b>1</b>	<b>1</b>	<b>2</b>	<b>3</b>	<b>3</b>	<b>4</b>	<b>2</b>	<b>23</b>
<b>Miles Between Mechanical Road Calls</b>													
<b>Bus Numbers</b>													
100 - 199	12,445	8,999	9,238	13,330	9,447	9,200	10,698	8,884	10,458	86,623	11,624	8,063	
200 - 299	27,631	34,306	16,941	39,167	15,017	34,419	37,985	37,364	38,776	16,411	30,854	8,759	
300 - 399	34,557	20,859	9,144	8,639	5,298	41,218	19,091	17,682	19,419	12,809	36,707	11,555	
400 - 499	29,747	15,132	28,970	32,330	17,607	14,648	19,015	14,159	18,047	34,649	16,995	26,148	
500 - 519	44,991	27,014	45,353	12,182	53,070	8,355	26,561	47,194	16,093	51,847	55,492	24,414	
900 - 939	41,234	31,128	28,642	105,079	18,513	31,039	31,214	44,687	46,750	26,312	33,030	43,530	
1300-1309											12,721	19,734	
2000 - 2099	15,987	7,876	5,519	16,448	11,914	10,969	11,723	11,898	12,135	8,709	4,872	NA	
Fleet Avg.	41,304	21,419	19,306	22,944	15,843	25,999	28,338	32,300	30,989	25,484	47,558	22,798	25,521
Maintenance Pay Hours	4,395	4,522	4,520	4,656	4,162	4,523	4,705	4,142	4,283	3,992	4,151	4,201	52,252
No. Maint. Employees	26	27	27	27	26	27	27	27	25	24	24	26	26
<b>Maint. Emps/100K Miles</b>	<b>10</b>	<b>10</b>	<b>11</b>	<b>9</b>	<b>10</b>	<b>10</b>	<b>10</b>	<b>10</b>	<b>9</b>	<b>9</b>	<b>8</b>	<b>10</b>	<b>1</b>
Unscheduled Absences	3	0	3	2	4	1	3	4	3	4	1	1	2

Note: Some statistics may not be available (n/a) at this time. These will be brought current in future reports.

**MONTHLY BOARDINGS  
Operations Data Summary**

IV. Staff Reports

Fixed Route Boardings		Passengers by Revenue Hrs/Miles			Service Days		Fiscal YTD Comparison Passenger Boardings	
<b>June 2013 - Fixed Route Boardings</b>	252,811	Revenue Hours -	June 2013	16,821	Weekdays - June 13	20	Fiscal 2013 YTD	align="right">3,296,763
			June 2012	17,046	June 12	21		
Bus Bridge		Revenue Miles -	June 2013	187,833	Saturdays - June 13	5	Fiscal 2012YTD	align="right">3,170,879
Special Event			June 2012	189,870	June 12	5		
					Sundays - June 13	5		
					June 12	4		
<b>June 2013 Total Boardings</b>	<b>252,811</b>	<b>Passengers per Mile</b>		<b>1.3</b>	<b>Total Days - 2013</b>	<b>30</b>	<b>YTD Trend</b>	<b>4.0%</b>
<b>June 2012 Total Boardings</b>	<b>242,516</b>	<b>Passengers per Hour</b>		<b>15.03</b>	<b>2012</b>	<b>30</b>	<b>Monthly Trend</b>	<b>4.2%</b>

June 2013 Fixed Route Passenger Total						June 2013	June 2013
Route	Destination Information	Weekday	Saturday	Sunday	Total	Weekday Average	Passengers per Revenue Hour
1	Rossmoor / Shadelands	6,750			6,750	338	12.8
2	Rudgear / Walnut Creek	1,200			1,200	60	6.7
4	Walnut Creek Downtown Shuttle	20,041	3,054	2,291	25,386	1,002	28.2
5	Creekside / Walnut Creek	1,457			1,457	73	7.3
6	Lafayette / Moraga / Orinda	6,185	312	266	6,763	309	9.7
7	Shadelands / Pleasant Hill / Walnut Creek	4,916			4,916	246	7.7
9	DVC / Walnut Creek	10,772			10,772	539	13.0
10	Concord / Clayton Rd	19,935			19,935	997	20.8
11	Treat Blvd / Oak Grove	6,041			6,041	302	16.3
14	Monument Blvd	12,873			12,873	644	16.3
15	Treat Boulevard	9,766			9,766	488	15.9
16	Alhambra Ave / Monument Blvd	13,872			13,872	694	13.4
17	Olivera/Solano / Salvio / North Concord	4,881			4,881	244	13.2
18	Amtrak / Merello / Pleasant Hill	8,343			8,343	417	13.2
19	Amtrak / Pacheco Blvd / Concord	2,893			2,893	145	10.5
20	DVC / Concord	20,377			20,377	1,019	21.7
21	Walnut Creek / San Ramon Transit Center	12,118			12,118	606	12.4
25	Lafayette / Walnut Creek	1,118			1,118	56	4.9
28	North Concord / Martinez	5,871			5,871	294	9.7
35	Dougherty Valley	8,447			8,447	422	13.0
36	San Ramon / Dublin	4,573			4,573	229	8.6
91X	Concord Commuter Express	887			887	44	12.4
92X	Ace Shuttle Express	4,059			4,059	203	17.1
93X	Kirker Pass Express	4,729			4,729	236	16.6
95X	San Ramon / Danville Express	3,467			3,467	173	17.2
96X	Bishop Ranch Express	10,852			10,852	543	17.1
97X	Bishop Ranch Express	2,688			2,688	134	13.6
98X	Martinez Express	7,681			7,681	384	14.5
260 *	Cal State East Bay / Concord Bart	115			115	14	1.7
301	Rossmoor / John Muir Medical Center		297	262	559	0	6.5
310	Concord Bart / Clayton Rd / Kirker Pass		2,135	1,672	3,808	0	27.2
311	Concord / Oak Grove / Treat Blvd / WC		1,168	909	2,077	0	13.7
314	Clayton Rd / Monument Blvd / PH		3,104	2,111	5,215	0	19.1
315	Concord / Willow Pass / Landana		261	142	404	0	6.1
316	Alhambra / Merello / Pleasant Hill		1,708	1,208	2,916	0	14.6
320	DVC / Concord		1,152	815	1,967	0	16.1
321	San Ramon / Walnut Creek		1,289	973	2,262	0	11.3
600's	Select Service	10,775			10,775	539	26.8
<b>TOTALS</b>		<b>227,680</b>	<b>14,481</b>	<b>10,649</b>	<b>252,811</b>	<b>11,384</b>	<b>15.0</b>

\* Data from Link    \*\* Seasonal Route

## Operations Data Summary

### JUNE 2013 PRODUCTIVITY

*(sorted by Pass / Rev Hr - descending order)*

Route	Destination Information	Total	Wkday Avg	Passenger / Rev Hr
4	Walnut Creek Downtown Shuttle	25,386	1,002	28.2
310	Concord Bart / Clayton Rd / Kirker Pass	3,808	0	27.2
600's	Select Service	10,775	539	26.8
20	DVC / Concord	20,377	1,019	21.7
10	Concord / Clayton Rd	19,935	997	20.8
314	Clayton Rd / Monument Blvd / Pleasant Hill	5,215	0	19.1
95X	San Ramon / Danville Express	3,467	173	17.2
92X	Ace Shuttle Express	4,059	203	17.1
96X	Bishop Ranch Express	10,852	543	17.1
93X	Kirker Pass Express	4,729	236	16.6
11	Treat Blvd / Oak Grove	6,041	302	16.3
14	Monument Blvd	12,873	644	16.3
320	DVC / Concord	1,967	0	16.1
15	Treat Boulevard	9,766	488	15.9
316	Alhambra / Merello / Pleasant Hill	2,916	0	14.6
98X	Martinez Express	7,681	384	14.5
311	Concord / Oak Grove / Treat Blvd / Walnut Creek	2,077	0	13.7
97X	Bishop Ranch Express	2,688	134	13.6
16	Alhambra Ave / Monument Blvd	13,872	694	13.4
18	Amtrak / Merello / Pleasant Hill	8,343	417	13.2
17	Olivera/Solano / Salvio / North Concord	4,881	244	13.2
35	Dougherty Valley	8,447	422	13.0
9	DVC / Walnut Creek	10,772	539	13.0
1	Rossmoor / Shadelands	6,750	338	12.8
21	Walnut Creek / San Ramon Transit Center	12,118	606	12.4
91X	Concord Commuter Express	887	44	12.4
321	San Ramon / Walnut Creek	2,262	0	11.3
19	Amtrak / Pacheco Blvd / Concord	2,893	145	10.5
28	North Concord / Martinez	5,871	294	9.7
6	Lafayette / Moraga / Orinda / Orinda Village	6,763	309	9.7
36	San Ramon / Dublin	4,573	229	8.6
7	Shadelands / Pleasant Hill / Walnut Creek	4,916	246	7.7
5	Creekside / Walnut Creek	1,457	73	7.3
2	Rudgear / Walnut Creek	1,200	60	6.7
301	Rossmoor / John Muir Medical Center	559	0	6.5
315	Concord / Willow Pass / Landana	404	0	6.1
25	Lafayette / Walnut Creek	1,118	56	4.9
260 *	Cal State East Bay / Concord Bart	115	14	1.7

*NOTE: \* Data comes from Link Operators      \*\* These are seasonal routes*

**Operations Data Summary**

**AVERAGE WEEKDAY BOARDINGS TREND**

<b>Route</b>	<b>Destination Information</b>	<b>Jun-12</b>	<b>Jul-12</b>	<b>Aug-12</b>	<b>Sep-12</b>	<b>Oct-12</b>	<b>Nov-12</b>	<b>Dec-12</b>	<b>Jan-13</b>	<b>Feb-13</b>	<b>Mar-13</b>	<b>Apr-13</b>	<b>May-13</b>	<b>Jun-13</b>
1	Rossmoor / Shadelands	349	357	336	356	380	326	325	342	349	360	359	351	338
2	Rudgear / Walnut Creek	50	50	58	76	64	62	60	65	60	68	66	67	60
4	Walnut Creek Downtown Shuttle	848	836	880	951	874	878	918	859	840	933	897	909	1,002
4H **	Walnut Creek Extended Holiday Shuttle						25	28						
5	Creekside / Walnut Creek	53	65	64	84	74	71	66	78	82	81	81	81	73
6	Lafayette / Moraga / Orinda	319	284	318	540	510	467	359	422	458	462	466	458	309
7	Shadelands / Pleasant Hill / Walnut Creek	234	231	234	239	228	213	195	216	213	231	229	251	246
9	DVC / Walnut Creek	531	558	563	642	605	576	523	551	575	554	598	593	539
10	Concord / Clayton Rd	927	894	979	1,151	1,133	1,038	979	1,016	1,093	1,077	1,079	1,085	997
11	Treat Blvd / Oak Grove	265	271	284	352	349	304	263	288	309	323	324	332	302
14	Monument Blvd	591	581	609	670	664	634	596	627	638	634	632	642	644
15	Treat Boulevard	456	404	427	542	548	513	487	498	551	568	509	534	488
16	Alhambra Ave / Monument Blvd	691	660	652	720	715	674	658	645	727	698	713	729	694
17	Olivera/Solano / Salvio / North Concord	208	215	203	239	251	215	205	233	226	241	247	256	244
18	Amtrak / Merello / Pleasant Hill	408	387	438	505	506	463	432	447	484	477	461	474	417
19	Amtrak / Pacheco Blvd / Concord	145	141	150	154	149	144	121	140	146	153	148	160	145
20	DVC / Concord	955	972	1,117	1,358	1,346	1,224	1,075	1,177	1,311	1,160	1,231	1,148	1,019
21	Walnut Creek / San Ramon Transit Center	576	584	570	638	659	610	561	573	584	608	627	617	606
25	Lafayette / Walnut Creek	61	64	60	71	63	57	56	57	58	64	66	65	56
28	North Concord / Martinez	244	265	291	332	329	316	286	295	319	301	320	320	294
35	Dougherty Valley	317	312	334	410	431	390	360	374	409	395	428	441	422
36	San Ramon / Dublin	213	224	230	257	251	245	233	249	244	253	248	262	229
91X	Concord Commuter Express	30	36	55	85	90	54	35	39	41	43	41	48	44
92X	Ace Shuttle Express	138	149	158	179	203	197	154	191	176	171	185	178	203
93X	Kirker Pass Express	221	206	214	227	227	192	149	213	220	231	234	233	236
95X	San Ramon / Danville Express	174	163	164	173	181	170	135	173	188	168	168	174	173
96X	Bishop Ranch Express	465	457	464	528	524	505	467	493	502	528	526	520	543
97X	Bishop Ranch Express	81	76	103	84	108	108	84	110	105	106	111	118	134
98X	Martinez Express	322	324	351	380	372	361	336	348	392	393	384	399	384
250 *	St Mary's College Gael Rail Shuttle			7	12	12	19	4	8	17	10	17	10	
260 *	Cal State East Bay / Concord Bart	4			8	6	7	3	19	20	13	23	21	14
600's	Select Service	622	43	469	1,202	1,169	961	1,446	923	1,068	1,115	1,147	1,118	539
<b>TOTALS</b>		<b>10,494</b>	<b>9,809</b>	<b>10,776</b>	<b>13,151</b>	<b>13,015</b>	<b>11,988</b>	<b>11,229</b>	<b>11,660</b>	<b>12,388</b>	<b>12,410</b>	<b>12,549</b>	<b>12,581</b>	<b>11,384</b>

*NOTE:* \* Data comes from Link Operators      \*\* These are seasonal routes

**Operations Data Summary**

**AVERAGE WEEKEND BOARDINGS TREND**

Route	Destination Information	Jun-12	Jul-12	Aug-12	Sep-12	Oct-12	Nov-12	Dec-12	Jan-13	Feb-13	Mar-13	Apr-13	May-13	Jun-13
<b>SATURDAY</b>		<i>5 Days</i>	<i>5 Days</i>	<i>4 Days</i>	<i>5 Days</i>	<i>4 Days</i>	<i>4 Days</i>	<i>5 Days</i>	<i>4 Days</i>	<i>4 Days</i>	<i>5 Days</i>	<i>4 Days</i>	<i>4 Days</i>	<i>5 Days</i>
4	Walnut Creek Downtown Shuttle	465	397	524	656	569	641	788	534	581	601	595	556	611
4H **	Walnut Creek Extended Holiday Shuttle						23	145						
6	Lafayette / Moraga / Orinda	76	59	85	179	143	141	116	95	120	122	150	136	62
250 *	St Mary's College Gael Rail Shuttle			4	33	30	31	14	26	31	33	48	21	
301	Rossmoor / John Muir Medical Center	78	51	66	76	72	67	73	72	43	76	71	63	59
310	Concord Bart / Clayton Rd / Kirker Pass	403	319	416	399	418	415	474	361	443	432	394	453	427
311	Concord / Oak Grove / Treat Blvd / WC	217	166	213	241	246	256	269	211	261	231	264	243	234
314	Clayton Rd / Monument Blvd / PH	721	427	642	680	691	645	797	595	628	665	612	641	621
315	Concord / Willow Pass / Landana	66	47	64	65	73	75	79	55	59	61	56	55	52
316	Alhambra / Merello / Pleasant Hill	290	272	353	353	367	379	451	345	359	361	346	353	342
320	DVC / Concord	259	181	247	232	250	233	249	205	231	229	219	212	230
321	San Ramon / Walnut Creek	239	209	290	290	299	274	314	263	282	255	270	272	258
<b>TOTALS</b>		<b>2,814</b>	<b>2,131</b>	<b>2,903</b>	<b>3,203</b>	<b>3,159</b>	<b>3,181</b>	<b>3,769</b>	<b>2,762</b>	<b>3,040</b>	<b>3,066</b>	<b>3,024</b>	<b>3,006</b>	<b>2,896</b>

Route	Destination Information	Jun-12	Jul-12	Aug-12	Sep-12	Oct-12	Nov-12	Dec-12	Jan-13	Feb-13	Mar-13	Apr-13	May-13	Jun-13
<b>SUNDAY</b>		<i>4 Days</i>	<i>4 Days</i>	<i>4 Days</i>	<i>5 Days</i>	<i>4 Days</i>	<i>4 Days</i>	<i>5 Days</i>	<i>4 Days</i>	<i>4 Days</i>	<i>5 Days</i>	<i>4 Days</i>	<i>4 Days</i>	<i>5 Days</i>
4	Walnut Creek Downtown Shuttle	359	447	406	573	421	439	619	381	429	530	436	440	458
6	Lafayette / Moraga / Orinda	55	72	87	115	118	96	70	76	97	94	118	83	53
250 *	St Mary's College Gael Rail Shuttle			3	23	20	13	10	22	23	20	18	14	
301	Rossmoor / John Muir Medical Center	63	59	66	63	57	49	71	51	39	34	61	47	52
310	Concord Bart / Clayton Rd / Kirker Pass	340	469	316	298	303	332	352	305	330	285	345	338	334
311	Concord / Oak Grove / Treat Blvd / WC	165	232	176	204	221	217	230	168	188	171	185	192	182
314	Clayton Rd / Monument Blvd / PH	480	682	443	477	497	523	553	426	447	420	429	432	422
315	Concord / Willow Pass / Landana	40	54	35	38	48	41	45	38	33	39	38	32	28
316	Alhambra / Merello / Pleasant Hill	188	296	241	252	242	240	308	210	245	223	243	256	242
320	DVC / Concord	137	213	161	148	143	177	177	126	164	142	140	151	163
321	San Ramon / Walnut Creek	194	239	191	198	196	180	234	171	191	173	198	189	195
<b>TOTALS</b>		<b>2,021</b>	<b>2,763</b>	<b>2,124</b>	<b>2,389</b>	<b>2,267</b>	<b>2,307</b>	<b>2,670</b>	<b>1,973</b>	<b>2,187</b>	<b>2,130</b>	<b>2,211</b>	<b>2,176</b>	<b>2,130</b>

NOTE: \* Data comes from Link Operators      \*\* These are seasonal routes

## Route Description Summary

Route #	Description
1	Rossmoor Shopping Center, Tice Valley Blvd, Boulevard Wy, Oakland Blvd, Trinity Ave , BART Walnut Creek, Ygnacio Valley, Montego, John Muir Medical Center, N Wiget Ln, Shadelands Office Park
2	Rudgear Rd, Stewart Ave, Trotter Wy, Dapplegray Rd, Palmer Rd, Mountain View Blvd, San Miguel Dr, N & S California Blvd, BART Walnut Creek
4	BART Walnut Creek, N California Blvd, Locust St, Mt Diablo Blvd, Broadway Plaza, S Main St, Pringle Ave
4H	Walnut Creek Extended Holiday Service (November 27 thru December 31)
5	BART Walnut Creek, Rivieria Ave, Parkside Dr, N Civic Dr, N Broadway, Lincoln Ave, Mt Pisgah St, S Main St, Creekside Dr
6	BART Orinda, Orinda Village, Orinda Wy, Moraga Wy, Moraga Rd, St Marys Rd, St Mary's College, Mt Diablo Blvd, BART Lafayette
7	BART Pleasant Hill, Treat Blvd, Bancroft Rd, Ygnacio Valley Rd, Shadelands Office Park, Marchbanks, BART Walnut Creek, Riviera Ave, Buena Vista, Geary Rd
9	DVC, Contra Costa Blvd, Ellinwood Wy, JFK University, Gregory Ln, Cleaveland Rd, Boyd Rd, W Hookston Rd, Patterson Blvd, Oak Park Blvd, Coggins Dr, BART Pleasant Hill, N Main St, N California Blvd, BART Walnut Creek
10	BART Concord, Clayton Rd, Center St, Marsh Creek Rd
11	BART Concord, Port Chicago Highway, Salvio St, Mira Vista Terrace, Fry Wy, Clayton Rd, Market St, Meadow Ln, Oak Grove Rd, Treat Blvd, BART Pleasant Hill
14	BART Concord, Oak St, Laguna St, Detroit Ave, Monument Blvd, Mohr Ln, David Ave, Bancroft Rd, Treat Blvd, BART Pleasant Hill
15	BART Concord, Port Chicago Highway, Salvio St, Parkside Dr, Willow Pass Rd, Landana Dr, West St, Clayton Rd, Treat Blvd, BART Pleasant Hill, Oak Rd, N Civic Dr, Ygnacio Valley Rd, BART Walnut Creek
16	BART Concord, Oak St, Galindo St, Monument Blvd, Crescent Plaza, Cleaveland Rd, Gregory Ln, Pleasant Hill Rd, Alhambra Ave, Berrellesa St, Escobar St, Court St, Martinez Amtrak
17	BART Concord, Grant St, East St, Solano Wy, Olivera Rd, Port Chicago Highway, BART North Concord
18	BART Pleasant Hill, Oak Rd, Buskirk Ave, Crescent Plaza, Gregory Ln, Pleasant Hill Rd, Taylor Blvd, Morello Ave, Viking Dr, Contra Costa Blvd, DVC, Old Quarry Rd, Pacheco Blvd, Muir Rd, Arnold Dr, Morello, Pacheco Blvd, Martinez Amtrak
19	BART Concord, Galindo St, Concord Ave, Bisso Ln, Stanwell Dr, John Glenn Dr, Galaxy Wy, Diamond Blvd, Contra Costa Blvd, Pacheco Blvd, Martinez Amtrak
20	BART Concord, Grant St, Concord Blvd, Clayton Rd, Gateway Blvd, Willow Pass Rd, Sun Valley Blvd, Golf Club Rd, DVC
21	BART Walnut Creek, N & S California Blvd, Newell Ave, S Main St, Danville Blvd, Railroad Ave, San Ramon Valley Blvd, Danville Park & Ride, Camino Ramon, Fostoria Wy, San Ramon Transit Center
25	BART Lafayette, Mt Diablo Blvd, Highway 24, Highway 680, BART Walnut Creek
28	BART North Concord, Port Chicago Highway, Bates Ave, Commercial Cir, Pike Ln, Arnold Industrial Wy, Marsh Dr, Contra Costa Blvd, Chilpancingo Pkwy, Old Quarry Rd, DVC, Highway 680, Highway 4, Center Ave, VA Clinic, Howe Rd, Pacheco Blvd, Martinez Amtrak
35	BART Dublin, Dublin Blvd, Dougherty Rd, Bollinger Canyon Rd, E Branch Pkwy, Windemere Pkwy, Sunset Dr, Bishop Dr, Executive Pkwy, San Ramon Transit Center
36	BART Dublin, Dublin Blvd, Village Pkwy, Alcosta Blvd, Fircrest Ln, San Ramon Valley Blvd, Tareyton Ave, Bollinger Canyon Rd, Crow Canyon Rd, Executive Pkwy, San Ramon Transit Center
91X	BART Concord, Galindo St, Concord Ave, John Glenn Dr, Galaxy Wy, Chevron, Diamond Blvd, Willow Pass Rd, Gateway Blvd, Clayton Rd, Oak St
92X	Shadelands Office Park, Ygnacio Valley Rd, Highway 680, Danville Park & Ride, Crow Canyon Rd, Bishop Ranch 15, San Ramon Transit Center, Camino Ramon, ATT, Sunset Dr, Chevron, Ace Train Station Pleasanton
93X	BART Walnut Creek, Ygnacio Valley Rd, Shadelands Office Park, Oak Grove Rd, Kirker Pass Rode, Railroad Ave, Buchanan Rd, Somersville Rd, Fairview Dr, Delta Fair Blvd, Highway 4, Hillcrest Park & Ride
95X	BART Walnut Creek, Highway 680, Crow Canyon Pl, Fostoria Wy, Camino Ramon, San Ramon Transit Center
96X	BART Walnut Creek, Highway 680, Chevron, Bishop Ranch 1, Bishop Ranch 3, Bishop Ranch 6, San Ramon Transit Center, Bishop Ranch 15, Annabel Ln, Bishop Ranch 8, Bishop Dr, Sunset Dr
97X	BART Dublin, Highway 680, Highway 580, Chevron, Bishop Ranch 1, Bishop Ranch 3, Bishop Ranch 6, San Ramon Transit Center, Bishop Ranch 15, Annabel Ln, Bishop Ranch 8, Bishop Dr, Sunset Dr
98X	BART Walnut Creek, N Main St, Highway 680, Sun Valley Blvd, Contra Costa Blvd, Concord Ave, Diamond Blvd., Highway 680, Highway 4, Alhambra Ave, Berrellesa St, Escobar St, Court St, Martinez Amtrak
250	St Mary's College, St Marys Rd, Moraga Rd, Mt Diablo Blvd, BART Lafayette
260	Cal State, East Bay, Concord Bart



## Route Description Summary

Route #	Description
301	Rossmoor Shopping Center, Tice Valley Blvd, Boulevard Wy, Oakland Blvd, Trinity Ave , BART Walnut Creek, Ygnacio Valley, Montego, John Muir Medical Center
310	Concord Bart, Clayton Rd, Kirker Pass
311	BART Concord, Port Chicago Highway, Salvio St, Mira Vista Terrace, Fry Wy, Clayton Rd, Market St, Meadow Ln, Oak Grove Rd, Treat Blvd, BART Pleasant Hill
314	Ayers Rd, Concord Blvd, Kirker Pass Rd, Clayton Rd, BART Concord, Oak St, Laguna St, Detroit Ave, Monument Blvd, Mohr Ln, David Ave, Crescent Plaza, Cleaveland Rd, Gregory Ln, Contra Costa Blvd, DVC
315	BART Concord, Port Chicago Highway, Salvio St, Parkside Dr, Willow Pass Rd, Landana Dr, West St, Clayton Rd
316	BART Pleasant Hill, Oak Rd, Buskirk Ave, Crescent Plaza, Gregory Ln, Contra Costa Blvd, Golf Club Rd, DVC, Old Quarry Rd, Pacheco Blvd, Muir Rd, Arnold Dr, Pacheco Blvd, Morrelo Ave, Martinez Amtrak, Berrellesa St, Alhambra Ave
320	BART Concord, Grant St, Concord Blvd, Clayton Rd, Gateway Blvd, Willow Pass Rd, Diamond Blvd, Concord Ave, Chilpancingo Pkwy, Old Quarry Rd, DVC
321	BART Walnut Creek, N & S California Blvd, Newell Ave, S Main St, Danville Blvd, Railroad Ave, San Ramon Valley Blvd, Camino Ramon, Fostoria Wy, San Ramon Transit Center- Shops at BR.
601	N Civic Dr, Parkside Dr, Riveria Ave, BART Walnut Creek, Trinity Ave, Oakland Blvd, Boulevard Wy, Tice Valley Blvd, Meadow Rd, Castle Hill Rd, Danville Blvd, Hillgrade Ave., Crest Ave, Rossmoor Shopping Center
602	Walnut Blvd, Oro Valley Cir, Mountain View Blvd, Rudgear Rd, Stewart Ave, Trotter Wy, Dapplegray Rd, Palmer Rd, Mountain View Blvd, San Miguel Dr, N & S California Blvd, BART Walnut Creek
603	Camino Pablo, Moraga Rd, St Marys Rd, St Mary's College, Mt Diablo Blvd, BART Lafayette
605	N Civic Dr, N Broadway, Lincoln Ave, Mt Pisgah St, Newell Ave, Lilac Dr, S Main St, Creekside Dr
606	BART Orinda, Orinda Wy, Miner Rd, Honey Hill Rd, Via Las Cruces, Saint Stephens Dr, Orinda Woods Dr, Moraga Wy, Ivy Dr, Moraga Rd, St Marys Rd, St Mary's College, Mt Diablo Blvd, BART Lafayette
608	VA Clinic, Center Ave, Pacheco Blvd, Contra Costa Blvd, Chilpancingo Pkwy, Old Quarry Rd, DVC
609	BART Walnut Creek, Ygnacio Valley Rd, Marchbanks Dr, Walnut Ave
610	BART Concord, Clayton Rd, Ayers Rd, Concord Blvd, Kirkwood Dr, Oakhurst Dr, Center St, Marsh Creek Rd, Mountaire Pkwy, Mountaire Cir
611	BART Concord, Port Chicago Highway, Salvio St, Mira Vista Terrace, Fry Wy, Clayton Rd, Market St, Meadow Ln, Oak Grove Rd, Treat Blvd, Bancroft Rd, Minert Rd
612	BART Concord, Clayton Rd, Ayers Rd, Concord Blvd, Kirker Pass Rd, Washington Blvd, Pennsylvania Blvd, Pine Hollow Rd, El Camino Dr, Michigan Blvd
613	Minert Rd, Oak Grove Rd, Monument Blvd, Detroit Ave, Laguna St, Oak St, BART Concord
614	BART Concord, Clayton Rd, Michigan Blvd, Pennsylvania Blvd, Pine Hollow Rd, El Camino Dr
615	Concord Blvd, Landana Dr., Willow Pass Rd., Parkside Dr., Salvio St., East St., clayton Rd., Oakland Ave., Mount Diablo St., BART Concord
616	Treat Blvd, Bancroft Rd, Minert Rd, Oak Grove Rd, Monument Blvd, San Miguel Rd, Galindo St, Oak St, BART Concord
619	Minert Rd, Oak Grove Rd, Monument Blvd, Mohr Ln, David Ave, Bancroft Rd, Treat Blvd, BART Pleasant Hill
622	Pine Valley Rd, Broadmoor Dr, Montevideo Dr, Alcosta Blvd, Crow Canyon Rd, Tassajara Ranch Rd, Camino Tassajara
623	Danville Blvd, Stone Valley Rd, Green Valley Rd, Diablo Rd, Hartz Ave, San Ramon Valley Blvd, Sycamore Valley Rd, Camino Tassajara, Tassajara Ranch Rd, Crow Canyon Rd, Anabel Ln
625	Rossmoor Shopping Center, Tice Valley Blvd, Olympic Blvd, Pleasant Hill Rd, Acalanes Ave, Stanley Blvd, Mt Diablo Blvd, BART Lafayette, Happy Valley Rd, Upper Happy Valley Rd, El Nido Ranch Rd, Hidden Valley Rd, Acalanes Rd
626	St Mary's College, St Marys Rd, Rohrer Dr, Moraga Rd, Mt Diablo Blvd, BART Lafayette, Happy Valley Rd, Upper Happy Valley Rd, El Nido Ranch Rd, Hidden Valley Rd, Acalanes Rd
627	BART North Concord, Port Chicago Highway, Bates Ave, Mason Cir
635	Bollinger Canyon Rd, Dougherty Rd, Crow Canyon Rd, Tassajara Ranch Rd, Camino Tassajara, Lusitano St, Charbray St
636	San Ramon Transit Center, Executive Pkwy, Crow Canyon Rd, Bollinger Canyon Rd, San Ramon Valley Blvd, Broadmoor Dr, Alcosta Blvd, Fircrest Ln, Village Pkwy, Dublin Blvd, BART Dublin
649	DVC, Galaxy / Meridian Park, Concord BART