

Agenda Item 7.b

TO: O&S Committee

DATE: September 12, 2013

FROM: Anne Muzzini
Director of Planning & Marketing

SUBJ: Fixed Route Reports

Fixed Route Operating Reports for August 2013

1. Monthly Boarding's Data

The following represent the numbers that are most important to staff in evaluating the performance of the fixed route system.

	FY 2014		
<u>Title</u>	<u>Current Month</u>	<u>YTD Avg</u>	<u>Annual Goal</u>
Total Passengers	273,605		
Average Weekday	11,315	10,527	
Pass/Rev Hour	15.1	14.2	Standard Goal > 17.0
Missed Trips	0.12%	0.08%	Standard Goal < 0.25%
Miles between Road Calls	22,397	24,818	Standard Goal > 18,000

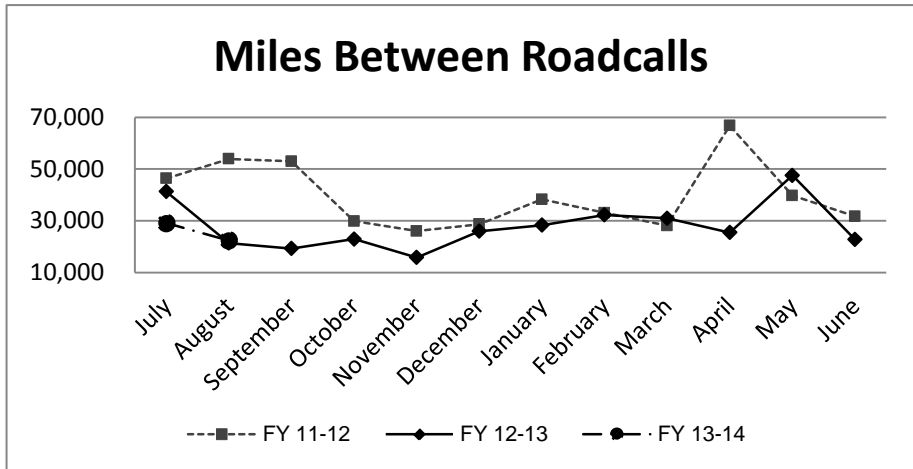
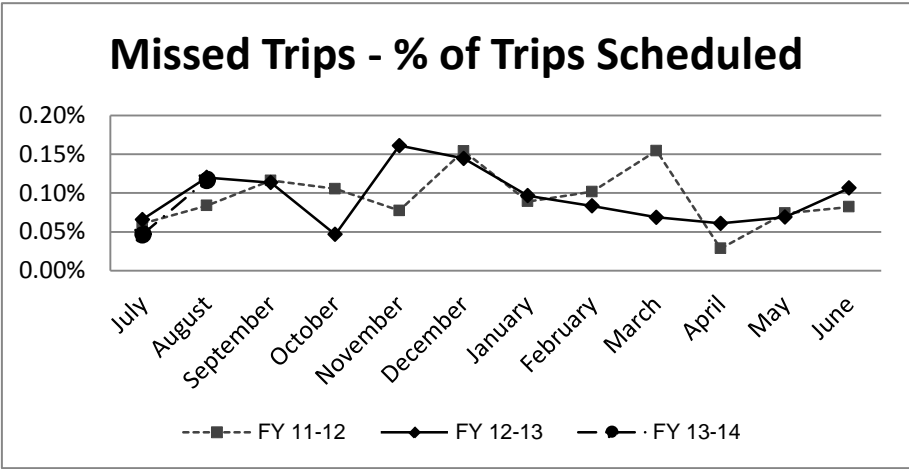
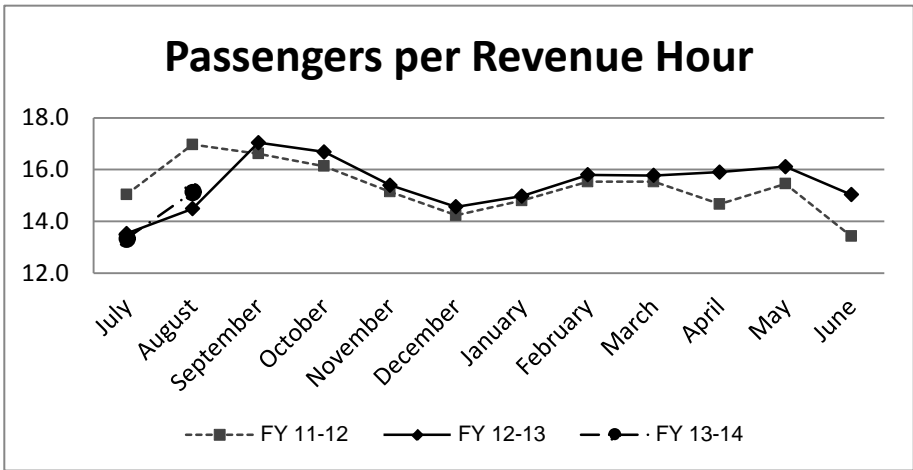
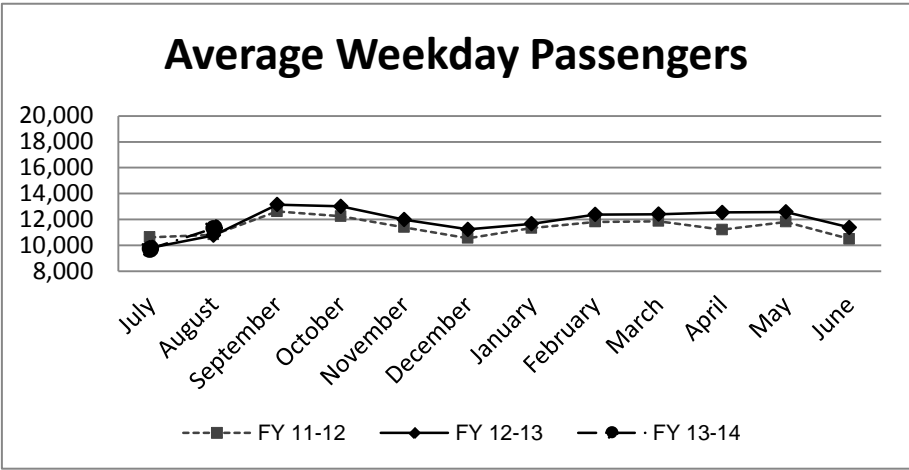
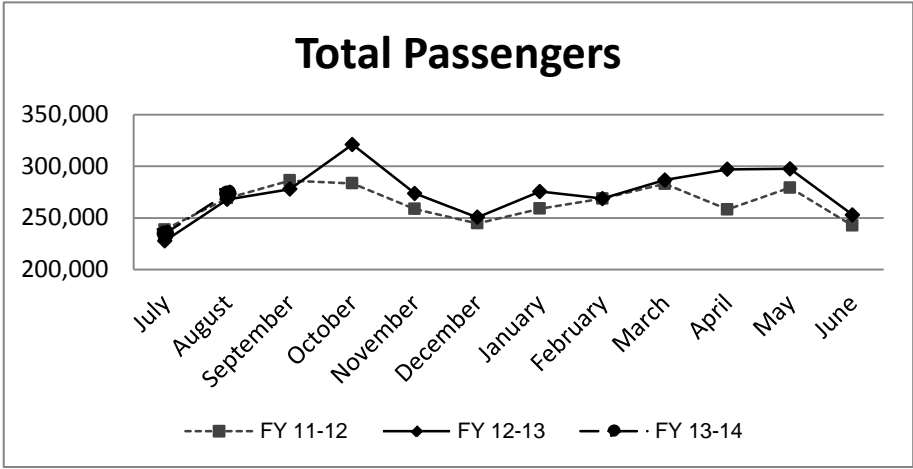
* Based on current standards from updated SRTP

Analysis

Average weekday ridership was higher in August (11,315 passengers) than July (9,740 passengers). Average weekday ridership was higher compared to August of last year (10,776 passengers). Passengers per hour in August was 15.1, an increase from 13.3 in July and August last year when passengers per hour was 14.5.

The percentage of missed trips in August was 0.12%. An increase from the prior month (0.05%). The YTD average is 0.08% missed trips.

The number of miles between roadcalls was 22,397 miles in August, lower than the prior month in which there were 29,113 miles between roadcalls. The 12 month average is 24,818 miles between roadcalls.



**TRANSPORTATION and MAINTANCE
Operation Data Summary**

TRANSPORTATION	2012 August	2012 September	2012 October	2012 November	2012 December	2013 January	2013 February	2013 March	2013 April	2013 May	2013 June	2013 July	2013 August	12 Month TOTALS
Number of Buses	121	121	121	121	121	121	121	121	121	121	121	121	121	121
Totals Hub Miles	278,449	250,982	298,277	269,325	259,994	283,381	258,396	278,078	280,325	285,350	250,775	262,014	268,767	3,524,113
Work Days	31	29	31	29	30	30	28	31	30	30	30	30	31	390
Revenue Hours	18,496	16,305	19,242	17,777	17,194	18,390	17,003	18,167	18,675	18,466	16,821	17,615	18,080	232,232
Operator Pay Hours	31,358	31,780	38,149	32,217	30,111	33,540	28,965	30,787	31,056	33,072	30,920	32,893	34,577	419,424
Number of Operators	165	169	168	168	172	172	170	170	170	168	167	177	175	170
Unscheduled Absences	369	308	357	289	266	343	457	307	366	421	355	500	472	4,810
FT Protection	68	88	35	41	30	61	33	54	80	90	68	87	73	808
Worker Comp.	94	40	69	48	54	53	98	56	84	86	90	179	167	1,118
Sick leave	207	180	253	200	182	229	326	197	202	245	197	234	232	2,884
Collision Accidents	6	2	3	2	5	4	5	4	3	5	4	2	8	53
Passenger Accidents	12	11	11	12	8	8	14	21	7	14	14	11	16	159
Total Chargeable Collisions	5	1	2	2	2	1	1	3	2	2	1	1	4	27
Chargeable/100K Miles	1.79	0.39	0.67	0.74	0.76	0.35	0.38	1.07	0.71	0.70	0.39	0.38	1.48	0.76
Number of Trips Scheduled	25,003	22,040	25,666	23,606	22,831	20,706	20,388	20,388	24,630	24,630	22,542	23,574	24,001	300,005
Number of Trips Missed	30	25	12	38	33	20	17	14	15	17	24	11	28	284
Of Trips Scheduled - % Missed	0.12%	0.11%	0.05%	0.16%	0.14%	0.10%	0.08%	0.07%	0.06%	0.07%	0.11%	0.05%	0.12%	0.09%
Of Trips Missed - Mechanical	14	16	7	26	26	14	10	10	13	12	17	9	14	188
On Time Performance %	89%	86%	86%	87%	86%	91%	88%	89%	90%	88%	89%	88%	87%	88%
MAINTENANCE														
A/C Operative - Avg. %	100%	100%	100%	100%	100%	100%	100%	100%	100%	100%	100%	100%	100%	100%
Lifts Operative - Ave %	100%	100%	100%	100%	100%	100%	100%	100%	100%	100%	100%	100%	100%	100%
PM Complete on Schedule	100%	100%	100%	100%	100%	100%	100%	100%	100%	100%	100%	100%	100%	100%
Total Road Calls	16	14	14	19	11	11	10	12	12	10	15	13	14	171
Road Calls for Mechanical	13	13	13	17	10	10	8	9	9	6	13	9	12	142
Road Calls for Other	3	1	1	2	1	1	2	3	3	4	2	4	2	29
Miles Between Mechanical Road Calls														
Bus Numbers														
100 - 199	8,999	9,238	13,330	9,447	9,200	10,698	8,884	10,458	86,623	11,624	8,063	7,629	10,343	
200 - 299	34,306	16,941	39,167	15,017	34,419	37,985	37,364	38,776	16,411	30,854	8,759	28,818	33,816	
300 - 399	20,859	9,144	8,639	5,298	41,218	19,091	17,682	19,419	12,809	36,707	11,555	931	9,038	
400 - 499	15,132	28,970	32,330	17,607	14,648	19,015	14,159	18,047	34,649	16,995	26,148	26,857	28,227	
500 - 519	27,014	45,353	12,182	53,070	8,355	26,561	47,194	16,093	51,847	55,492	24,414	53,173	26,923	
900 - 939	31,128	28,642	105,079	18,513	31,039	31,214	44,687	46,750	26,312	33,030	43,530	43,003	28,937	
1300-1309										12,721	19,734	23,009	19,574	
2000 - 2099	7,876	5,519	16,448	11,914	10,969	11,723	11,898	12,135	8,709	4,872	NA	NA	NA	
Fleet Avg.	21,419	19,306	22,944	15,843	25,999	28,338	32,300	30,989	25,484	47,558	22,798	29,113	22,397	24,818
Maintenance Pay Hours	4,522	4,520	4,656	4,162	4,523	4,705	4,142	4,283	3,992	4,151	4,201	4,074	4,239	56,171
No. Maint. Employees	27	27	27	26	27	27	27	25	24	24	26	25	25	26
Maint. Emps/100K Miles	10	11	9	10	10	10	10	9	9	8	10	10	9	1
Unscheduled Absences	0	3	2	4	1	3	4	3	4	1	1	1	4	2

Note: Some statistics may not be available (n/a) at this time. These will be brought current in future reports.

**MONTHLY BOARDINGS
Operations Data Summary**

Fixed Route Boardings		Passengers by Revenue Hrs/Miles				Service Days		Fiscal YTD Comparison Passenger Boardings	
August 2013 - Fixed Route Boardings	273,605	Revenue Hours - August 2013	18,080	Weekdays - August 13	22	Fiscal 2014 YTD	508,436	Fiscal 2013 YTD	495,638
Bus Bridge		August 2012	18,496	August 12	23				
Special Event(s)		Revenue Miles - August 2013	200,092	Saturdays - August 13	5				
		August 2012	207,973	August 12	4				
				Sundays - August 13	4				
				August 12	4				
August 2013 Total Boardings	273,605	Passengers per Mile	1.4	Total Days - 2013	31	YTD Trend	2.6%		
August 2012 Total Boardings	267,952	Passengers per Hour	15.13	2012	31	Monthly Trend	2.1%		

August 2013 Fixed Route Passenger Total						August 2013 Weekday Average	August 2013 Passengers per Revenue Hour
Route	Destination Information	Weekday	Saturday	Sunday	Total		
1	Rossmoor / Shadelands	6,822			6,822	310	11.8
2	Rudgear / Walnut Creek	1,209			1,209	55	6.2
4	Walnut Creek Downtown Shuttle	21,954	3,022	1,873	26,849	998	28.2
5	Creekside / Walnut Creek	1,708			1,708	78	7.8
6	Lafayette / Moraga / Orinda	6,959	406	280	7,645	316	10.1
7	Shadelands / Pleasant Hill / Walnut Creek	5,264			5,264	239	7.3
9	DVC / Walnut Creek	12,239			12,239	556	13.3
10	Concord / Clayton Rd	22,992			22,992	1,045	21.8
11	Treat Blvd / Oak Grove	6,098			6,098	277	14.6
14	Monument Blvd	13,670			13,670	621	15.7
15	Treat Boulevard	10,098			10,098	459	14.9
16	Alhambra Ave / Monument Blvd	14,960			14,960	680	13.1
17	Olivera/Solano / Salvio / North Concord	5,508			5,508	250	13.4
18	Amtrak / Merello / Pleasant Hill	9,382			9,382	426	13.4
19	Amtrak / Pacheco Blvd / Concord	3,019			3,019	137	9.9
20	DVC / Concord	26,792			26,792	1,218	25.5
21	Walnut Creek / San Ramon Transit Center	13,086			13,086	595	12.0
25	Lafayette / Walnut Creek	1,534			1,534	70	6.1
28	North Concord / Martinez	6,876			6,876	313	10.3
35	Dougherty Valley	8,980			8,980	408	12.6
36	San Ramon / Dublin	5,049			5,049	229	8.4
91X	Concord Commuter Express	980			980	45	11.1
92X	Ace Shuttle Express	4,833			4,833	220	18.6
93X	Kirker Pass Express	5,029			5,029	229	16.1
95X	San Ramon / Danville Express	3,593			3,593	163	16.2
96X	Bishop Ranch Express	12,710			12,710	578	17.5
97X	Bishop Ranch Express	2,650			2,650	120	11.6
98X	Martinez Express	9,034			9,034	411	15.5
250 *	Gael Rail Service	33	25	25	83	17	3.8
301	Rossmoor / John Muir Medical Center		395	185	580	0	7.2
310	Concord Bart / Clayton Rd / Kirker Pass		2,140	1,516	3,656	0	28.9
311	Concord / Oak Grove / Treat Blvd / WC		1,301	747	2,048	0	15.1
314	Clayton Rd / Monument Blvd / PH		3,395	2,137	5,532	0	22.5
315	Concord / Willow Pass / Landana		295	98	393	0	6.5
316	Alhambra / Merello / Pleasant Hill		1,668	995	2,664	0	14.6
320	DVC / Concord		1,187	747	1,934	0	17.1
321	San Ramon / Walnut Creek		1,380	866	2,246	0	12.2
600's	Select Service	5,859			5,859	266	26.9
TOTALS		248,922	15,214	9,468	273,605	11,315	15.1

* Data from Link ** Seasonal Route

Operations Data Summary

AUGUST 2013 PRODUCTIVITY

(sorted by Pass / Rev Hr - decending order)

Route	Destination Information	Total	Wkday Avg	Passenger / Rev Hr
310	Concord Bart / Clayton Rd / Kirker Pass	3,656	0	28.9
4	Walnut Creek Downtown Shuttle	26,849	998	28.2
600's	Select Service	5,859	266	26.9
20	DVC / Concord	26,792	1,218	25.5
314	Clayton Rd / Monument Blvd / Pleasant Hill	5,532	0	22.5
10	Concord / Clayton Rd	22,992	1,045	21.8
92X	Ace Shuttle Express	4,833	220	18.6
96X	Bishop Ranch Express	12,710	578	17.5
320	DVC / Concord	1,934	0	17.1
95X	San Ramon / Danville Express	3,593	163	16.2
93X	Kirker Pass Express	5,029	229	16.1
14	Monument Blvd	13,670	621	15.7
98X	Martinez Express	9,034	411	15.5
311	Concord / Oak Grove / Treat Blvd / Walnut Creek	2,048	0	15.1
15	Treat Boulevard	10,098	459	14.9
316	Alhambra / Merello / Pleasant Hill	2,664	0	14.6
11	Treat Blvd / Oak Grove	6,098	277	14.6
17	Olivera/Solano / Salvio / North Concord	5,508	250	13.4
18	Amtrak / Merello / Pleasant Hill	9,382	426	13.4
9	DVC / Walnut Creek	12,239	556	13.3
16	Alhambra Ave / Monument Blvd	14,960	680	13.1
35	Dougherty Valley	8,980	408	12.6
321	San Ramon / Walnut Creek	2,246	0	12.2
21	Walnut Creek / San Ramon Transit Center	13,086	595	12.0
1	Rossmoor / Shadelands	6,822	310	11.8
97X	Bishop Ranch Express	2,650	120	11.6
91X	Concord Commuter Express	980	45	11.1
28	North Concord / Martinez	6,876	313	10.3
6	Lafayette / Moraga / Orinda / Orinda Village	7,645	316	10.1
19	Amtrak / Pacheco Blvd / Concord	3,019	137	9.9
36	San Ramon / Dublin	5,049	229	8.4
5	Creekside / Walnut Creek	1,708	78	7.8
7	Shadelands / Pleasant Hill / Walnut Creek	5,264	239	7.3
301	Rossmoor / John Muir Medical Center	580	0	7.2
315	Concord / Willow Pass / Landana	393	0	6.5
2	Rudgear / Walnut Creek	1,209	55	6.2
25	Lafayette / Walnut Creek	1,534	70	6.1
250 *	Gael Rail Service	83	17	3.8

*NOTE: * Data comes from Link Operators*

*** These are seasonal routes*

Operations Data Summary

AVERAGE WEEKDAY BOARDINGS TREND

Route	Destination Information	Aug-12	Sep-12	Oct-12	Nov-12	Dec-12	Jan-13	Feb-13	Mar-13	Apr-13	May-13	Jun-13	Jul-13	Aug-13
1	Rossmoor / Shadelands	336	356	380	326	325	342	349	360	359	351	338	287	310
2	Rudgear / Walnut Creek	58	76	64	62	60	65	60	68	66	67	60	44	55
4	Walnut Creek Downtown Shuttle	880	951	874	878	918	859	840	933	897	909	1,002	803	998
4H **	Walnut Creek Extended Holiday Shuttle				25	28								
5	Creekside / Walnut Creek	64	84	74	71	66	78	82	81	81	81	73	68	78
6	Lafayette / Moraga / Orinda	318	540	510	467	359	422	458	462	466	458	309	248	316
7	Shadelands / Pleasant Hill / Walnut Creek	234	239	228	213	195	216	213	231	229	251	246	219	239
9	DVC / Walnut Creek	563	642	605	576	523	551	575	554	598	593	539	499	556
10	Concord / Clayton Rd	979	1,151	1,133	1,038	979	1,016	1,093	1,077	1,079	1,085	997	878	1,045
11	Treat Blvd / Oak Grove	284	352	349	304	263	288	309	323	324	332	302	241	277
14	Monument Blvd	609	670	664	634	596	627	638	634	632	642	644	558	621
15	Treat Boulevard	427	542	548	513	487	498	551	568	509	534	488	468	459
16	Alhambra Ave / Monument Blvd	652	720	715	674	658	645	727	698	713	729	694	639	680
17	Olivera/Solano / Salvio / North Concord	203	239	251	215	205	233	226	241	247	256	244	232	250
18	Amtrak / Merello / Pleasant Hill	438	505	506	463	432	447	484	477	461	474	417	353	426
19	Amtrak / Pacheco Blvd / Concord	150	154	149	144	121	140	146	153	148	160	145	119	137
20	DVC / Concord	1,117	1,358	1,346	1,224	1,075	1,177	1,311	1,160	1,231	1,148	1,019	956	1,218
21	Walnut Creek / San Ramon Transit Center	570	638	659	610	561	573	584	608	627	617	606	561	595
25	Lafayette / Walnut Creek	60	71	63	57	56	57	58	64	66	65	56	80	70
28	North Concord / Martinez	291	332	329	316	286	295	319	301	320	320	294	263	313
35	Dougherty Valley	334	410	431	390	360	374	409	395	428	441	422	357	408
36	San Ramon / Dublin	230	257	251	245	233	249	244	253	248	262	229	197	229
91X	Concord Commuter Express	55	85	90	54	35	39	41	43	41	48	44	41	45
92X	Ace Shuttle Express	158	179	203	197	154	191	176	171	185	178	203	205	220
93X	Kirker Pass Express	214	227	227	192	149	213	220	231	234	233	236	245	229
95X	San Ramon / Danville Express	164	173	181	170	135	173	188	168	168	174	173	151	163
96X	Bishop Ranch Express	464	528	524	505	467	493	502	528	526	520	543	489	578
97X	Bishop Ranch Express	103	84	108	108	84	110	105	106	111	118	134	116	120
98X	Martinez Express	351	380	372	361	336	348	392	393	384	399	384	379	411
250 *	St Mary's College Gael Rail Shuttle	7	12	12	19	4	8	17	10	17	10			17
260 *	Cal State East Bay / Concord Bart		8	6	7	3	19	20	13	23	21	14		
600's	Select Service	469	1,202	1,169	961	1,446	923	1,068	1,115	1,147	1,118	539	46	266
TOTALS		10,776	13,151	13,015	11,988	11,229	11,660	12,388	12,410	12,549	12,581	11,384	9,740	11,315

*NOTE: * Data comes from Link Operators ** These are seasonal routes*

Operations Data Summary

AVERAGE WEEKEND BOARDINGS TREND

Route	Destination Information	Aug-12	Sep-12	Oct-12	Nov-12	Dec-12	Jan-13	Feb-13	Mar-13	Apr-13	May-13	Jun-13	Jul-13	Aug-13
SATURDAY		<i>4 Days</i>	<i>5 Days</i>	<i>4 Days</i>	<i>4 Days</i>	<i>5 Days</i>	<i>4 Days</i>	<i>4 Days</i>	<i>5 Days</i>	<i>4 Days</i>	<i>4 Days</i>	<i>5 Days</i>	<i>4 Days</i>	<i>5 Days</i>
4	Walnut Creek Downtown Shuttle	524	656	569	641	788	534	581	601	595	556	611	698	604
4H **	Walnut Creek Extended Holiday Shuttle				23	145								
6	Lafayette / Moraga / Orinda	85	179	143	141	116	95	120	122	150	136	62	64	81
250 *	St Mary's College Gael Rail Shuttle	4	33	30	31	14	26	31	33	48	21			5
301	Rossmoor / John Muir Medical Center	66	76	72	67	73	72	43	76	71	63	59	59	79
310	Concord Bart / Clayton Rd / Kirker Pass	416	399	418	415	474	361	443	432	394	453	427	396	428
311	Concord / Oak Grove / Treat Blvd / WC	213	241	246	256	269	211	261	231	264	243	234	233	260
314	Clayton Rd / Monument Blvd / PH	642	680	691	645	797	595	628	665	612	641	621	594	679
315	Concord / Willow Pass / Landana	64	65	73	75	79	55	59	61	56	55	52	52	59
316	Alhambra / Merello / Pleasant Hill	353	353	367	379	451	345	359	361	346	353	342	330	334
320	DVC / Concord	247	232	250	233	249	205	231	229	219	212	230	235	237
321	San Ramon / Walnut Creek	290	290	299	274	314	263	282	255	270	272	258	262	276
TOTALS		2,903	3,203	3,159	3,181	3,769	2,762	3,040	3,066	3,024	3,006	2,896	2,922	3,043

Route	Destination Information	Aug-12	Sep-12	Oct-12	Nov-12	Dec-12	Jan-13	Feb-13	Mar-13	Apr-13	May-13	Jun-13	Jul-13	Aug-13
SUNDAY		<i>4 Days</i>	<i>5 Days</i>	<i>4 Days</i>	<i>4 Days</i>	<i>5 Days</i>	<i>4 Days</i>	<i>4 Days</i>	<i>5 Days</i>	<i>4 Days</i>	<i>4 Days</i>	<i>5 Days</i>	<i>4 Days</i>	<i>4 Days</i>
4	Walnut Creek Downtown Shuttle	406	573	421	439	619	381	429	530	436	440	458	486	468
6	Lafayette / Moraga / Orinda	87	115	118	96	70	76	97	94	118	83	53	65	70
250 *	St Mary's College Gael Rail Shuttle	3	23	20	13	10	22	23	20	18	14			6
301	Rossmoor / John Muir Medical Center	66	63	57	49	71	51	39	34	61	47	52	51	46
310	Concord Bart / Clayton Rd / Kirker Pass	316	298	303	332	352	305	330	285	345	338	334	349	379
311	Concord / Oak Grove / Treat Blvd / WC	176	204	221	217	230	168	188	171	185	192	182	207	187
314	Clayton Rd / Monument Blvd / PH	443	477	497	523	553	426	447	420	429	432	422	454	534
315	Concord / Willow Pass / Landana	35	38	48	41	45	38	33	39	38	32	28	32	25
316	Alhambra / Merello / Pleasant Hill	241	252	242	240	308	210	245	223	243	256	242	233	249
320	DVC / Concord	161	148	143	177	177	126	164	142	140	151	163	140	187
321	San Ramon / Walnut Creek	191	198	196	180	234	171	191	173	198	189	195	198	216
TOTALS		2,124	2,389	2,267	2,307	2,670	1,973	2,187	2,130	2,211	2,176	2,130	2,215	2,367

NOTE: * Data comes from Link Operators ** These are seasonal routes

Route Description Summary

Route #	Description
1	Rossmoor Shopping Center, Tice Valley Blvd, Boulevard Wy, Oakland Blvd, Trinity Ave , BART Walnut Creek, Ygnacio Valley, Montego, John Muir Medical Center, N Wiget Ln, Shadelands Office Park
2	Rudgear Rd, Stewart Ave, Trotter Wy, Dapplegray Rd, Palmer Rd, Mountain View Blvd, San Miguel Dr, N & S California Blvd, BART Walnut Creek
4	BART Walnut Creek, N California Blvd, Locust St, Mt Diablo Blvd, Broadway Plaza, S Main St, Pringle Ave
4H	Walnut Creek Extended Holiday Service (November 27 thru December 31)
5	BART Walnut Creek, Rivieria Ave, Parkside Dr, N Civic Dr, N Broadway, Lincoln Ave, Mt Pisgah St, S Main St, Creekside Dr
6	BART Orinda, Orinda Village, Orinda Wy, Moraga Wy, Moraga Rd, St Marys Rd, St Mary's College, Mt Diablo Blvd, BART Lafayette
7	BART Pleasant Hill, Treat Blvd, Bancroft Rd, Ygnacio Valley Rd, Shadelands Office Park, Marchbanks, BART Walnut Creek, Riviera Ave, Buena Vista, Geary Rd
9	DVC, Contra Costa Blvd, Ellinwood Wy, JFK University, Gregory Ln, Cleaveland Rd, Boyd Rd, W Hookston Rd, Patterson Blvd, Oak Park Blvd, Coggins Dr, BART Pleasant Hill, N Main St, N California Blvd, BART Walnut Creek
10	BART Concord, Clayton Rd, Center St, Marsh Creek Rd
11	BART Concord, Port Chicago Highway, Salvio St, Mira Vista Terrace, Fry Wy, Clayton Rd, Market St, Meadow Ln, Oak Grove Rd, Treat Blvd, BART Pleasant Hill
14	BART Concord, Oak St, Laguna St, Detroit Ave, Monument Blvd, Mohr Ln, David Ave, Bancroft Rd, Treat Blvd, BART Pleasant Hill
15	BART Concord, Port Chicago Highway, Salvio St, Parkside Dr, Willow Pass Rd, Landana Dr, West St, Clayton Rd, Treat Blvd, BART Pleasant Hill, Oak Rd, N Civic Dr, Ygnacio Valley Rd, BART Walnut Creek
16	BART Concord, Oak St, Galindo St, Monument Blvd, Crescent Plaza, Cleaveland Rd, Gregory Ln, Pleasant Hill Rd, Alhambra Ave, Berrellesa St, Escobar St, Court St, Martinez Amtrak
17	BART Concord, Grant St, East St, Solano Wy, Olivera Rd, Port Chicago Highway, BART North Concord
18	BART Pleasant Hill, Oak Rd, Buskirk Ave, Crescent Plaza, Gregory Ln, Pleasant Hill Rd, Taylor Blvd, Morello Ave, Viking Dr, Contra Costa Blvd, DVC, Old Quarry Rd, Pacheco Blvd, Muir Rd, Arnold Dr, Morello, Pacheco Blvd, Martinez Amtrak
19	BART Concord, Galindo St, Concord Ave, Bisso Ln, Stanwell Dr, John Glenn Dr, Galaxy Wy, Diamond Blvd, Contra Costa Blvd, Pacheco Blvd, Martinez Amtrak
20	BART Concord, Grant St, Concord Blvd, Clayton Rd, Gateway Blvd, Willow Pass Rd, Sun Valley Blvd, Golf Club Rd, DVC
21	BART Walnut Creek, N & S California Blvd, Newell Ave, S Main St, Danville Blvd, Railroad Ave, San Ramon Valley Blvd, Danville Park & Ride, Camino Ramon, Fostoria Wy, San Ramon Transit Center
25	BART Lafayette, Mt Diablo Blvd, Highway 24, Highway 680, BART Walnut Creek
28	BART North Concord, Port Chicago Highway, Bates Ave, Commercial Cir, Pike Ln, Arnold Industrial Wy, Marsh Dr, Contra Costa Blvd, Chilpancinco Pkwy, Old Quarry Rd, DVC, Highway 680, Highway 4, Center Ave, VA Clinic, Howe Rd, Pacheco Blvd, Martinez Amtrak
35	BART Dublin, Dublin Blvd, Dougherty Rd, Bollinger Canyon Rd, E Branch Pkwy, Windemere Pkwy, Sunset Dr, Bishop Dr, Executive Pkwy, San Ramon Transit Center
36	BART Dublin, Dublin Blvd, Village Pkwy, Alcosta Blvd, Fircrest Ln, San Ramon Valley Blvd, Tareyton Ave, Bollinger Canyon Rd, Crow Canyon Rd, Executive Pkwy, San Ramon Transit Center
91X	BART Concord, Galindo St, Concord Ave, John Glenn Dr, Galaxy Wy, Chevron, Diamond Blvd, Willow Pass Rd, Gateway Blvd, Clayton Rd, Oak St
92X	Shadelands Office Park, Ygnacio Valley Rd, Highway 680, Danville Park & Ride, Crow Canyon Rd, Bishop Ranch 15, San Ramon Transit Center, Camino Ramon, ATT, Sunset Dr, Chevron, Ace Train Station Pleasanton
93X	BART Walnut Creek, Ygnacio Valley Rd, Shadelands Office Park, Oak Grove Rd, Kirker Pass Rode, Railroad Ave, Buchanan Rd, Somersville Rd, Fairview Dr, Delta Fair Blvd, Highway 4, Hillcrest Park & Ride
95X	BART Walnut Creek, Highway 680, Crow Canyon Pl, Fostoria Wy, Camino Ramon, San Ramon Transit Center
96X	BART Walnut Creek, Highway 680, Chevron, Bishop Ranch 1, Bishop Ranch 3, Bishop Ranch 6, San Ramon Transit Center, Bishop Ranch 15, Annabel Ln, Bishop Ranch 8, Bishop Dr, Sunset Dr
97X	BART Dublin, Highway 680, Highway 580, Chevron, Bishop Ranch 1, Bishop Ranch 3, Bishop Ranch 6, San Ramon Transit Center, Bishop Ranch 15, Annabel Ln, Bishop Ranch 8, Bishop Dr, Sunset Dr
98X	BART Walnut Creek, N Main St, Highway 680, Sun Valley Blvd, Contra Costa Blvd, Concord Ave, Diamond Blvd., Highway 680, Highway 4, Alhambra Ave, Berrellesa St, Escobar St, Court St, Martinez Amtrak
250	St Mary's College, St Marys Rd, Moraga Rd, Mt Diablo Blvd, BART Lafayette
260	Cal State, East Bay, Concord Bart

Route Description Summary

Route #	Description
301	Rossmoor Shopping Center, Tice Valley Blvd, Boulevard Wy, Oakland Blvd, Trinity Ave , BART Walnut Creek, Ygnacio Valley, Montego, John Muir Medical Center
310	Concord Bart, Clayton Rd, Kirker Pass
311	BART Concord, Port Chicago Highway, Salvio St, Mira Vista Terrace, Fry Wy, Clayton Rd, Market St, Meadow Ln, Oak Grove Rd, Treat Blvd, BART Pleasant Hill
314	Ayers Rd, Concord Blvd, Kirker Pass Rd, Clayton Rd, BART Concord, Oak St, Laguna St, Detroit Ave, Monument Blvd, Mohr Ln, David Ave, Crescent Plaza, Cleaveland Rd, Gregory Ln, Contra Costa Blvd, DVC
315	BART Concord, Port Chicago Highway, Salvio St, Parkside Dr, Willow Pass Rd, Landana Dr, West St, Clayton Rd
316	BART Pleasant Hill, Oak Rd, Buskirk Ave, Crescent Plaza, Gregory Ln, Contra Costa Blvd, Golf Club Rd, DVC, Old Quarry Rd, Pacheco Blvd, Muir Rd, Arnold Dr, Pacheco Blvd, Morrelo Ave, Martinez Amtrak, Berrellesa St, Alhambra Ave
320	BART Concord, Grant St, Concord Blvd, Clayton Rd, Gateway Blvd, Willow Pass Rd, Diamond Blvd, Concord Ave, Chilpancingo Pkwy, Old Quarry Rd, DVC
321	BART Walnut Creek, N & S California Blvd, Newell Ave, S Main St, Danville Blvd, Railroad Ave, San Ramon Valley Blvd, Camino Ramon, Fostoria Wy, San Ramon Transit Center- Shops at BR.
601	N Civic Dr, Parkside Dr, Riveria Ave, BART Walnut Creek, Trinity Ave, Oakland Blvd, Boulevard Wy, Tice Valley Blvd, Meadow Rd, Castle Hill Rd, Danville Blvd, Hillgrade Ave., Crest Ave, Rossmoor Shopping Center
602	Walnut Blvd, Oro Valley Cir, Mountain View Blvd, Rudgear Rd, Stewart Ave, Trotter Wy, Dapplegray Rd, Palmer Rd, Mountain View Blvd, San Miguel Dr, N & S California Blvd, BART Walnut Creek
603	Camino Pablo, Moraga Rd, St Marys Rd, St Mary's College, Mt Diablo Blvd, BART Lafayette
605	N Civic Dr, N Broadway, Lincoln Ave, Mt Pisgah St, Newell Ave, Lilac Dr, S Main St, Creekside Dr
606	BART Orinda, Orinda Wy, Miner Rd, Honey Hill Rd, Via Las Cruces, Saint Stephens Dr, Orinda Woods Dr, Moraga Wy, Ivy Dr, Moraga Rd, St Marys Rd, St Mary's College, Mt Diablo Blvd, BART Lafayette
608	VA Clinic, Center Ave, Pacheco Blvd, Contra Costa Blvd, Chilpancingo Pkwy, Old Quarry Rd, DVC
609	BART Walnut Creek, Ygnacio Valley Rd, Marchbanks Dr, Walnut Ave
610	BART Concord, Clayton Rd, Ayers Rd, Concord Blvd, Kirkwood Dr, Oakhurst Dr, Center St, Marsh Creek Rd, Mountaire Pkwy, Mountaire Cir
611	BART Concord, Port Chicago Highway, Salvio St, Mira Vista Terrace, Fry Wy, Clayton Rd, Market St, Meadow Ln, Oak Grove Rd, Treat Blvd, Bancroft Rd, Minert Rd
612	BART Concord, Clayton Rd, Ayers Rd, Concord Blvd, Kirker Pass Rd, Washington Blvd, Pennsylvania Blvd, Pine Hollow Rd, El Camino Dr, Michigan Blvd
613	Minert Rd, Oak Grove Rd, Monument Blvd, Detroit Ave, Laguna St, Oak St, BART Concord
614	BART Concord, Clayton Rd, Michigan Blvd, Pennsylvania Blvd, Pine Hollow Rd, El Camino Dr
615	Concord Blvd, Landana Dr., Willow Pass Rd., Parkside Dr., Salvio St., East St., clayton Rd., Oakland Ave., Mount Diablo St., BART Concord
616	Treat Blvd, Bancroft Rd, Minert Rd, Oak Grove Rd, Monument Blvd, San Miguel Rd, Galindo St, Oak St, BART Concord
619	Minert Rd, Oak Grove Rd, Monument Blvd, Mohr Ln, David Ave, Bancroft Rd, Treat Blvd, BART Pleasant Hill
622	Pine Valley Rd, Broadmoor Dr, Montevideo Dr, Alcosta Blvd, Crow Canyon Rd, Tassajara Ranch Rd, Camino Tassajara
623	Danville Blvd, Stone Valley Rd, Green Valley Rd, Diablo Rd, Hartz Ave, San Ramon Valley Blvd, Sycamore Valley Rd, Camino Tassajara, Tassajara Ranch Rd, Crow Canyon Rd, Anabel Ln
625	Rossmoor Shopping Center, Tice Valley Blvd, Olympic Blvd, Pleasant Hill Rd, Acalanes Ave, Stanley Blvd, Mt Diablo Blvd, BART Lafayette, Happy Valley Rd, Upper Happy Valley Rd, El Nido Ranch Rd, Hidden Valley Rd, Acalanes Rd
626	St Mary's College, St Marys Rd, Rohrer Dr, Moraga Rd, Mt Diablo Blvd, BART Lafayette, Happy Valley Rd, Upper Happy Valley Rd, El Nido Ranch Rd, Hidden Valley Rd, Acalanes Rd
627	BART North Concord, Port Chicago Highway, Bates Ave, Mason Cir
635	Bollinger Canyon Rd, Dougherty Rd, Crow Canyon Rd, Tassajara Ranch Rd, Camino Tassajara, Lusitano St, Charbray St
636	San Ramon Transit Center, Executive Pkwy, Crow Canyon Rd, Bollinger Canyon Rd, San Ramon Valley Blvd, Broadmoor Dr, Alcosta Blvd, Fircrest Ln, Village Pkwy, Dublin Blvd, BART Dublin
649	DVC, Galaxy Way / Meridian Park Blvd ,Concord BART