

Agenda Item 7.a

TO: O&S Committee

DATE: October 24, 2013

FROM: Anne Muzzini
Director of Planning & Marketing

SUBJ: Fixed Route Reports

Fixed Route Operating Reports for September 2013

1. Monthly Boarding's Data

The following represent the numbers that are most important to staff in evaluating the performance of the fixed route system.

<u>Title</u>	FY 2014		<u>Annual Goal</u>
	<u>Current Month</u>	<u>YTD Avg</u>	
Total Passengers	294,594		
Average Weekday	13,514	11,523	
Pass/Rev Hour	16.8	15.1	Standard Goal > 17.0
Missed Trips	0.16%	0.11%	Standard Goal < 0.25%
Miles between Road Calls	21,863	24,880	Standard Goal > 18,000

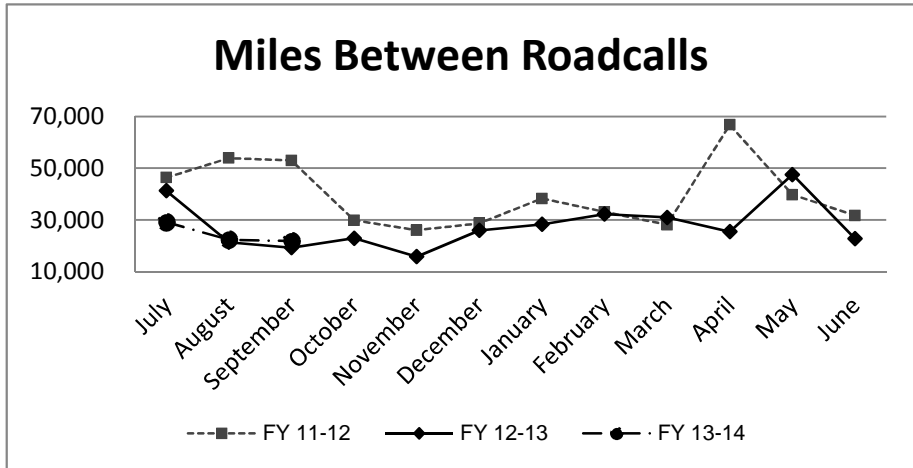
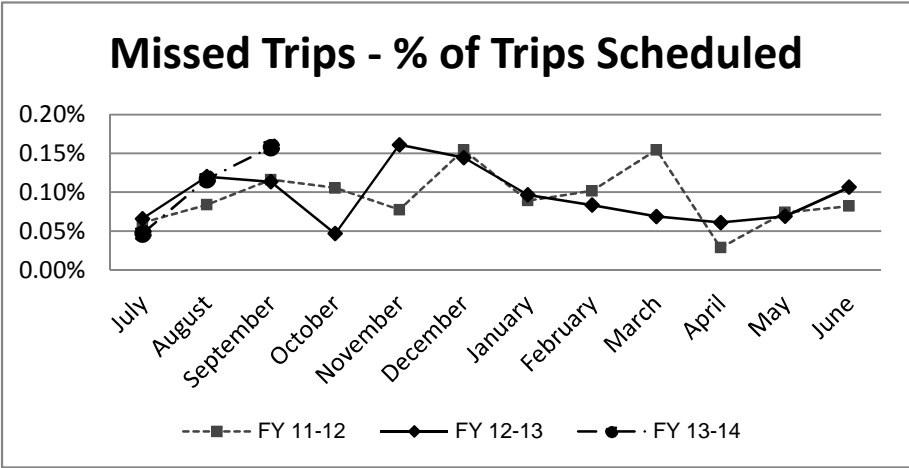
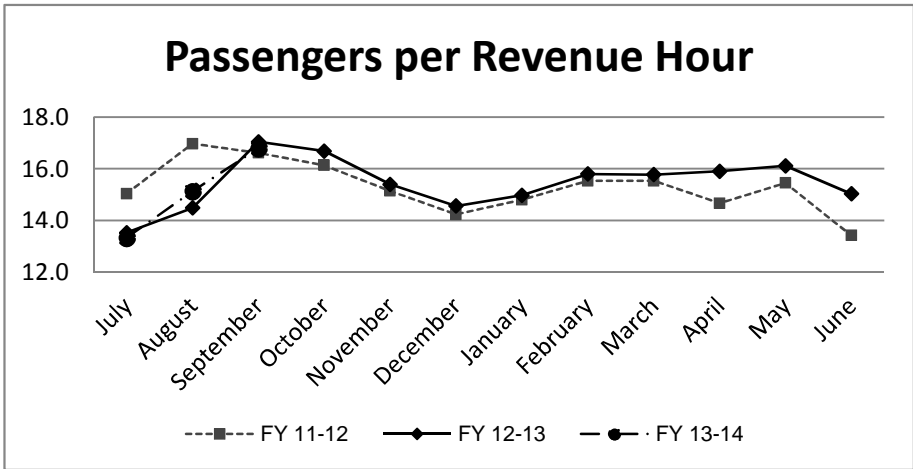
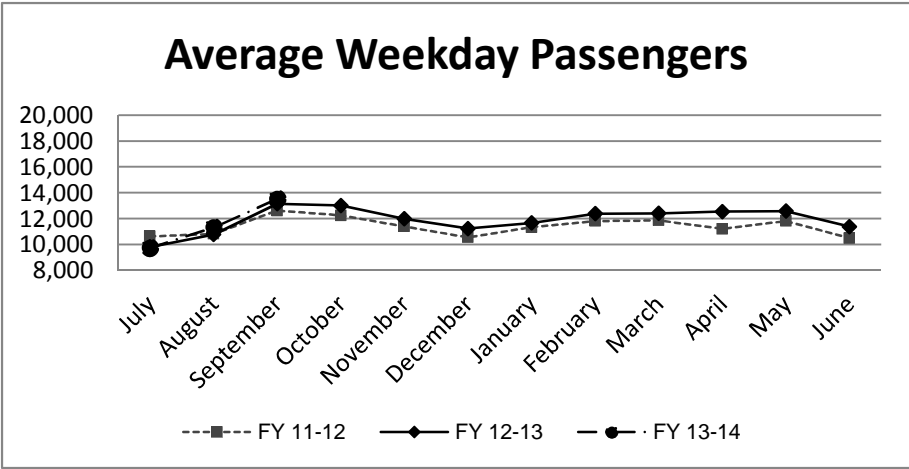
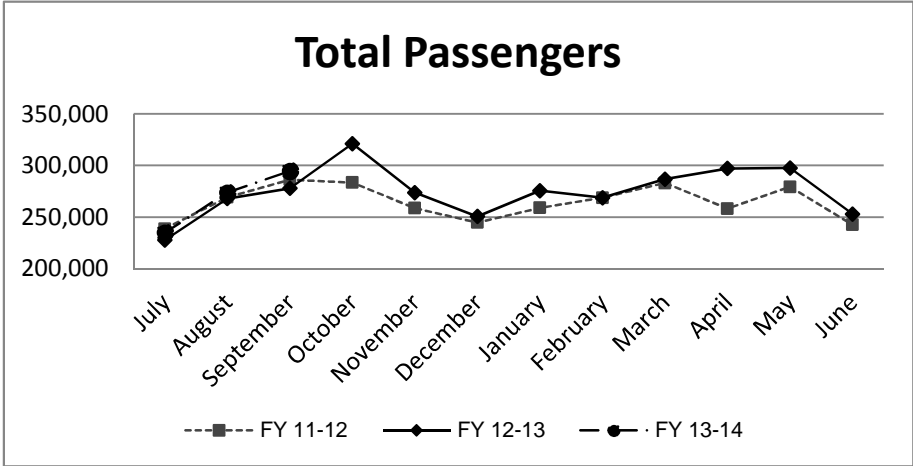
* Based on current standards from updated SRTP

Analysis

Average weekday ridership was higher in September (13,514 passengers) than August (11,315 passengers) and higher than the same month last year (13,151 passengers). Passengers per hour in September was 16.8, an increase from 15.1 in August but less than September 2012 when passengers per hour was 17.0.

The percentage of missed trips in September was 0.16%. An increase from the prior month (0.12%). The YTD average is 0.11% missed trips.

The number of miles between roadcalls was 21,863 miles in September, lower than the prior month in which there were 22,397 miles between roadcalls. The 12 month average is 24,880 miles between roadcalls.



**TRANSPORTATION and MAINTANCE
Operation Data Summary**

TRANSPORTATION	2012 September	2012 October	2012 November	2012 December	2013 January	2013 February	2013 March	2013 April	2013 May	2013 June	2013 July	2013 August	2013 September	12 Month TOTALS
Number of Buses	121	121	121	121	121	121	121	121	121	121	121	121	121	121
Totals Hub Miles	250,982	298,277	269,325	259,994	283,381	258,396	278,078	280,325	285,350	250,775	262,014	268,767	262,361	3,508,025
Work Days	29	31	29	30	30	28	31	30	30	30	30	31	29	388
Revenue Hours	16,305	19,242	17,777	17,194	18,390	17,003	18,167	18,675	18,466	16,821	17,615	18,080	17,542	231,278
Operator Pay Hours	31,780	38,149	32,217	30,111	33,540	28,965	30,787	31,056	33,072	30,920	32,893	34,577	30,523	418,589
Number of Operators	169	168	168	172	172	170	170	170	168	167	177	175	174	171
Unscheduled Absences	308	357	289	266	343	457	307	366	421	355	500	472	327	4,768
FT Protection	88	35	41	30	61	33	54	80	90	68	87	73	51	791
Worker Comp.	40	69	48	54	53	98	56	84	86	90	179	167	126	1,150
Sick leave	180	253	200	182	229	326	197	202	245	197	234	232	150	2,827
Collision Accidents	2	3	2	5	4	5	4	3	5	4	2	8	8	55
Passenger Accidents	11	11	12	8	8	14	21	7	14	14	11	16	9	156
Total Chargeable Collisions	1	2	2	2	1	1	3	2	2	1	1	4	4	26
Chargeable/100K Miles	0.39	0.67	0.74	0.76	0.35	0.38	1.07	0.71	0.70	0.39	0.38	1.48	1.52	0.74
Number of Trips Scheduled	22,040	25,666	23,606	22,831	20,706	20,388	20,388	24,630	24,630	22,542	23,574	24,001	22,781	297,783
Number of Trips Missed	25	12	38	33	20	17	14	15	17	24	11	28	36	290
Of Trips Scheduled - % Missed	0.11%	0.05%	0.16%	0.14%	0.10%	0.08%	0.07%	0.06%	0.07%	0.11%	0.05%	0.12%	0.16%	0.10%
Of Trips Missed - Mechanical	16	7	26	26	14	10	10	13	12	17	9	14	19	193
On Time Performance %	86%	86%	87%	86%	91%	88%	89%	90%	88%	89%	88%	87%	81%	87%
MAINTENANCE														
A/C Operative - Avg. %	100%	100%	100%	100%	100%	100%	100%	100%	100%	100%	100%	100%	100%	100%
Lifts Operative - Ave %	100%	100%	100%	100%	100%	100%	100%	100%	100%	100%	100%	100%	100%	100%
PM Complete on Schedule	100%	100%	100%	100%	100%	100%	100%	100%	100%	100%	100%	100%	100%	100%
Total Road Calls	14	14	19	11	11	10	12	12	10	15	13	14	12	167
Road Calls for Mechanical	13	13	17	10	10	8	9	9	6	13	9	12	12	141
Road Calls for Other	1	1	2	1	1	2	3	3	4	2	4	2	0	26
Miles Between Mechanical Road Calls														
Bus Numbers														
100 - 199	9,238	13,330	9,447	9,200	10,698	8,884	10,458	86,623	11,624	8,063	7,629	10,343	11,137	
200 - 299	16,941	39,167	15,017	34,419	37,985	37,364	38,776	16,411	30,854	8,759	28,818	33,816	29,326	
300 - 399	9,144	8,639	5,298	41,218	19,091	17,682	19,419	12,809	36,707	11,555	931	9,038	35,160	
400 - 499	28,970	32,330	17,607	14,648	19,015	14,159	18,047	34,649	16,995	26,148	26,857	28,227	10,192	
500 - 519	45,353	12,182	53,070	8,355	26,561	47,194	16,093	51,847	55,492	24,414	53,173	26,923	16,944	
900 - 939	28,642	105,079	18,513	31,039	31,214	44,687	46,750	26,312	33,030	43,530	43,003	28,937	20,583	
1300-1309									12,721	19,734	23,009	19,574	22,999	
2000 - 2099	5,519	16,448	11,914	10,969	11,723	11,898	12,135	8,709	4,872	NA	NA	NA	NA	
Fleet Avg.	19,306	22,944	15,843	25,999	28,338	32,300	30,989	25,484	47,558	22,798	29,113	22,397	21,863	24,880
Maintenance Pay Hours	4,520	4,656	4,162	4,523	4,705	4,142	4,283	3,992	4,151	4,201	4,074	4,239	4,165	55,814
No. Maint. Employees	27	27	26	27	27	27	25	24	24	26	25	25	25	26
Maint. Emps/100K Miles	11	9	10	10	10	10	9	9	8	10	10	9	10	1
Unscheduled Absences	3	2	4	1	3	4	3	4	1	1	1	4	2	3

Note: Some statistics may not be available (n/a) at this time. These will be brought current in future reports.

**MONTHLY BOARDINGS
Operations Data Summary**

Fixed Route Boardings		Passengers by Revenue Hrs/Miles		Service Days		Fiscal YTD Comparison Passenger Boardings	
September 2013 - Fixed Route Boardings	294,594	Revenue Hours - September 2013	17,542	Weekdays - September 13	20	Fiscal 2014 YTD	803,030
		September 2012	16,305	September 12	19		
Bus Bridge		Revenue Miles - September 2013	190,622	Saturdays - September 13	4	Fiscal 2013YTD	773,468
Special Event(s)		September 2012	180,703	September 12	5		
				Sundays - September 13	5		
		September 12	5				
September 2013 Total Boardings	294,594	Passengers per Mile	1.5	Total Days - 2013	29	YTD Trend	3.8%
September 2012 Total Boardings	277,831	Passengers per Hour	16.79	2012	29	Monthly Trend	6.0%

September 2013 Fixed Route Passenger Total						September 2013	September 2013
Route	Destination Information	Weekday	Saturday	Sunday	Total	Weekday Average	Passengers per Revenue Hour
1	Rossmoor / Shadelands	6,395			6,395	320	12.1
2	Rudgear / Walnut Creek	1,297			1,297	65	7.3
4	Walnut Creek Downtown Shuttle	18,456	2,279	2,232	22,967	923	26.1
4H **	Walnut Creek Extended Holiday Service	0			0	0	
5	Creekside / Walnut Creek	1,581			1,581	79	7.9
6	Lafayette / Moraga / Orinda	10,563	684	558	11,805	528	17.1
7	Shadelands / Pleasant Hill / Walnut Creek	4,618			4,618	231	6.9
9	DVC / Walnut Creek	12,525			12,525	626	14.9
10	Concord / Clayton Rd	23,079			23,079	1,154	24.1
11	Treat Blvd / Oak Grove	6,580			6,580	329	17.0
14	Monument Blvd	13,026			13,026	651	16.5
15	Treat Boulevard	11,307			11,307	565	18.4
16	Alhambra Ave / Monument Blvd	14,887			14,887	744	14.4
17	Olivera/Solano / Salvio / North Concord	5,736			5,736	287	15.2
18	Amtrak / Merello / Pleasant Hill	10,881			10,881	544	16.9
19	Amtrak / Pacheco Blvd / Concord	2,974			2,974	149	10.8
20	DVC / Concord	27,731			27,731	1,387	28.3
21	Walnut Creek / San Ramon Transit Center	12,881			12,881	644	12.6
25	Lafayette / Walnut Creek	1,581			1,581	79	6.9
28	North Concord / Martinez	7,154			7,154	358	11.8
35	Dougherty Valley	9,591			9,591	480	14.8
36	San Ramon / Dublin	5,127			5,127	256	9.2
91X	Concord Commuter Express	832			832	42	9.5
92X	Ace Shuttle Express	4,598			4,598	230	19.4
93X	Kirker Pass Express	4,766			4,766	238	16.8
95X	San Ramon / Danville Express	3,416			3,416	171	17.0
96X	Bishop Ranch Express	11,872			11,872	594	18.1
97X	Bishop Ranch Express	2,578			2,578	129	11.9
98X	Martinez Express	9,175			9,175	459	17.3
250 *	Gael Rail Service	271	252	222	745	34	8.0
260 *	Cal State East Bay / Concord Bart	106			106	35	4.1
301	Rossmoor / John Muir Medical Center		265	337	601	0	7.6
310	Concord Bart / Clayton Rd / Kirker Pass		1,717	1,931	3,648	0	28.9
311	Concord / Oak Grove / Treat Blvd / WC		958	1,022	1,980	0	14.6
314	Clayton Rd / Monument Blvd / PH		2,477	2,495	4,972	0	20.3
315	Concord / Willow Pass / Landana		218	205	422	0	7.0
316	Alhambra / Merello / Pleasant Hill		1,423	1,391	2,814	0	15.2
320	DVC / Concord		836	815	1,651	0	14.7
321	San Ramon / Walnut Creek		1,084	915	1,999	0	10.5
600's	Select Service	24,697			24,697	1,235	25.8
TOTALS		270,278	12,193	12,123	294,594	13,514	16.8

* Data from Link ** Seasonal Route

Operations Data Summary
SEPTEMBER 2013 PRODUCTIVITY
(sorted by Pass / Rev Hr - decending order)

Route	Destination Information	Total	Wkday Avg	Passenger / Rev Hr
310	Concord Bart / Clayton Rd / Kirker Pass	3,648	0	28.9
20	DVC / Concord	27,731	1,387	28.3
4	Walnut Creek Downtown Shuttle	22,967	923	26.1
600's	Select Service	24,697	1,235	25.8
10	Concord / Clayton Rd	23,079	1,154	24.1
314	Clayton Rd / Monument Blvd / Pleasant Hill	4,972	0	20.3
92X	Ace Shuttle Express	4,598	230	19.4
15	Treat Boulevard	11,307	565	18.4
96X	Bishop Ranch Express	11,872	594	18.1
98X	Martinez Express	9,175	459	17.3
6	Lafayette / Moraga / Orinda / Orinda Village	11,805	528	17.1
11	Treat Blvd / Oak Grove	6,580	329	17.0
95X	San Ramon / Danville Express	3,416	171	17.0
18	Amtrak / Merello / Pleasant Hill	10,881	544	16.9
93X	Kirker Pass Express	4,766	238	16.8
14	Monument Blvd	13,026	651	16.5
316	Alhambra / Merello / Pleasant Hill	2,814	0	15.2
17	Olivera/Solano / Salvio / North Concord	5,736	287	15.2
9	DVC / Walnut Creek	12,525	626	14.9
35	Dougherty Valley	9,591	480	14.8
320	DVC / Concord	1,651	0	14.7
311	Concord / Oak Grove / Treat Blvd / Walnut Creek	1,980	0	14.6
16	Alhambra Ave / Monument Blvd	14,887	744	14.4
21	Walnut Creek / San Ramon Transit Center	12,881	644	12.6
1	Rossmoor / Shadelands	6,395	320	12.1
97X	Bishop Ranch Express	2,578	129	11.9
28	North Concord / Martinez	7,154	358	11.8
19	Amtrak / Pacheco Blvd / Concord	2,974	149	10.8
321	San Ramon / Walnut Creek	1,999	0	10.5
91X	Concord Commuter Express	832	42	9.5
36	San Ramon / Dublin	5,127	256	9.2
250 *	Gael Rail Service	745	34	8.0
5	Creekside / Walnut Creek	1,581	79	7.9
301	Rossmoor / John Muir Medical Center	601	0	7.6
2	Rudgear / Walnut Creek	1,297	65	7.3
315	Concord / Willow Pass / Landana	422	0	7.0
7	Shadelands / Pleasant Hill / Walnut Creek	4,618	231	6.9
25	Lafayette / Walnut Creek	1,581	79	6.9
260 *	Cal State East Bay / Concord Bart	106	35	4.1

*NOTE: * Data comes from Link Operators ** These are seasonal routes*

Operations Data Summary

AVERAGE WEEKDAY BOARDINGS TREND

Route	Destination Information	Sep-12	Oct-12	Nov-12	Dec-12	Jan-13	Feb-13	Mar-13	Apr-13	May-13	Jun-13	Jul-13	Aug-13	Sep-13
1	Rossmoor / Shadelands	356	380	326	325	342	349	360	359	351	338	287	310	320
2	Rudgear / Walnut Creek	76	64	62	60	65	60	68	66	67	60	44	55	65
4	Walnut Creek Downtown Shuttle	951	874	878	918	859	840	933	897	909	1,002	803	998	923
4H **	Walnut Creek Extended Holiday Shuttle			25	28									0
5	Creekside / Walnut Creek	84	74	71	66	78	82	81	81	81	73	68	78	79
6	Lafayette / Moraga / Orinda	540	510	467	359	422	458	462	466	458	309	248	316	528
7	Shadelands / Pleasant Hill / Walnut Creek	239	228	213	195	216	213	231	229	251	246	219	239	231
9	DVC / Walnut Creek	642	605	576	523	551	575	554	598	593	539	499	556	626
10	Concord / Clayton Rd	1,151	1,133	1,038	979	1,016	1,093	1,077	1,079	1,085	997	878	1,045	1,154
11	Treat Blvd / Oak Grove	352	349	304	263	288	309	323	324	332	302	241	277	329
14	Monument Blvd	670	664	634	596	627	638	634	632	642	644	558	621	651
15	Treat Boulevard	542	548	513	487	498	551	568	509	534	488	468	459	565
16	Alhambra Ave / Monument Blvd	720	715	674	658	645	727	698	713	729	694	639	680	744
17	Olivera/Solano / Salvio / North Concord	239	251	215	205	233	226	241	247	256	244	232	250	287
18	Amtrak / Merello / Pleasant Hill	505	506	463	432	447	484	477	461	474	417	353	426	544
19	Amtrak / Pacheco Blvd / Concord	154	149	144	121	140	146	153	148	160	145	119	137	149
20	DVC / Concord	1,358	1,346	1,224	1,075	1,177	1,311	1,160	1,231	1,148	1,019	956	1,218	1,387
21	Walnut Creek / San Ramon Transit Center	638	659	610	561	573	584	608	627	617	606	561	595	644
25	Lafayette / Walnut Creek	71	63	57	56	57	58	64	66	65	56	80	70	79
28	North Concord / Martinez	332	329	316	286	295	319	301	320	320	294	263	313	358
35	Dougherty Valley	410	431	390	360	374	409	395	428	441	422	357	408	480
36	San Ramon / Dublin	257	251	245	233	249	244	253	248	262	229	197	229	256
91X	Concord Commuter Express	85	90	54	35	39	41	43	41	48	44	41	45	42
92X	Ace Shuttle Express	179	203	197	154	191	176	171	185	178	203	205	220	230
93X	Kirker Pass Express	227	227	192	149	213	220	231	234	233	236	245	229	238
95X	San Ramon / Danville Express	173	181	170	135	173	188	168	168	174	173	151	163	171
96X	Bishop Ranch Express	528	524	505	467	493	502	528	526	520	543	489	578	594
97X	Bishop Ranch Express	84	108	108	84	110	105	106	111	118	134	116	120	129
98X	Martinez Express	380	372	361	336	348	392	393	384	399	384	379	411	459
250 *	St Mary's College Gael Rail Shuttle	12	12	19	4	8	17	10	17	10			17	34
260 *	Cal State East Bay / Concord Bart	8	6	7	3	19	20	13	23	21	14			35
600's	Select Service	1,202	1,169	961	1,446	923	1,068	1,115	1,147	1,118	539	46	266	1,235
TOTALS		13,151	13,015	11,988	11,229	11,660	12,388	12,410	12,549	12,581	11,384	9,740	11,315	13,514

*NOTE: * Data comes from Link Operators ** These are seasonal routes*

Operations Data Summary

AVERAGE WEEKEND BOARDINGS TREND

Route	Destination Information	Sep-12	Oct-12	Nov-12	Dec-12	Jan-13	Feb-13	Mar-13	Apr-13	May-13	Jun-13	Jul-13	Aug-13	Sep-13
SATURDAY		<i>5 Days</i>	<i>4 Days</i>	<i>4 Days</i>	<i>5 Days</i>	<i>4 Days</i>	<i>4 Days</i>	<i>5 Days</i>	<i>4 Days</i>	<i>4 Days</i>	<i>5 Days</i>	<i>4 Days</i>	<i>5 Days</i>	<i>4Days</i>
4	Walnut Creek Downtown Shuttle	656	569	641	788	534	581	601	595	556	611	698	604	570
4H **	Walnut Creek Extended Holiday Shuttle			23	145									
6	Lafayette / Moraga / Orinda	179	143	141	116	95	120	122	150	136	62	64	81	171
250 *	St Mary's College Gael Rail Shuttle	33	30	31	14	26	31	33	48	21			5	63
301	Rossmoor / John Muir Medical Center	76	72	67	73	72	43	76	71	63	59	59	79	66
310	Concord Bart / Clayton Rd / Kirker Pass	399	418	415	474	361	443	432	394	453	427	396	428	429
311	Concord / Oak Grove / Treat Blvd / WC	241	246	256	269	211	261	231	264	243	234	233	260	240
314	Clayton Rd / Monument Blvd / PH	680	691	645	797	595	628	665	612	641	621	594	679	619
315	Concord / Willow Pass / Landana	65	73	75	79	55	59	61	56	55	52	52	59	54
316	Alhambra / Merello / Pleasant Hill	353	367	379	451	345	359	361	346	353	342	330	334	356
320	DVC / Concord	232	250	233	249	205	231	229	219	212	230	235	237	209
321	San Ramon / Walnut Creek	290	299	274	314	263	282	255	270	272	258	262	276	271
TOTALS		3,203	3,159	3,181	3,769	2,762	3,040	3,066	3,024	3,006	2,896	2,922	3,043	3,048

Route	Destination Information	Sep-12	Oct-12	Nov-12	Dec-12	Jan-13	Feb-13	Mar-13	Apr-13	May-13	Jun-13	Jul-13	Aug-13	Sep-13
SUNDAY		<i>5 Days</i>	<i>4 Days</i>	<i>4 Days</i>	<i>5 Days</i>	<i>4 Days</i>	<i>4 Days</i>	<i>5 Days</i>	<i>4 Days</i>	<i>4 Days</i>	<i>5 Days</i>	<i>4 Days</i>	<i>4 Days</i>	<i>5 Days</i>
4	Walnut Creek Downtown Shuttle	573	421	439	619	381	429	530	436	440	458	486	468	446
6	Lafayette / Moraga / Orinda	115	118	96	70	76	97	94	118	83	53	65	70	112
250 *	St Mary's College Gael Rail Shuttle	23	20	13	10	22	23	20	18	14			6	44
301	Rossmoor / John Muir Medical Center	63	57	49	71	51	39	34	61	47	52	51	46	67
310	Concord Bart / Clayton Rd / Kirker Pass	298	303	332	352	305	330	285	345	338	334	349	379	386
311	Concord / Oak Grove / Treat Blvd / WC	204	221	217	230	168	188	171	185	192	182	207	187	204
314	Clayton Rd / Monument Blvd / PH	477	497	523	553	426	447	420	429	432	422	454	534	499
315	Concord / Willow Pass / Landana	38	48	41	45	38	33	39	38	32	28	32	25	41
316	Alhambra / Merello / Pleasant Hill	252	242	240	308	210	245	223	243	256	242	233	249	278
320	DVC / Concord	148	143	177	177	126	164	142	140	151	163	140	187	163
321	San Ramon / Walnut Creek	198	196	180	234	171	191	173	198	189	195	198	216	183
TOTALS		2,389	2,267	2,307	2,670	1,973	2,187	2,130	2,211	2,176	2,130	2,215	2,367	2,425

NOTE: * Data comes from Link Operators ** These are seasonal routes

Route Description Summary

Route #	Description
1	Rossmoor Shopping Center, Tice Valley Blvd, Boulevard Wy, Oakland Blvd, Trinity Ave , BART Walnut Creek, Ygnacio Valley, Montego, John Muir Medical Center, N Wiget Ln, Shadelands Office Park
2	Rudgear Rd, Stewart Ave, Trotter Wy, Dapplegray Rd, Palmer Rd, Mountain View Blvd, San Miguel Dr, N & S California Blvd, BART Walnut Creek
4	BART Walnut Creek, N California Blvd, Locust St, Mt Diablo Blvd, Broadway Plaza, S Main St, Pringle Ave
4H	Walnut Creek Extended Holiday Service (November 27 thru December 31)
5	BART Walnut Creek, Rivieria Ave, Parkside Dr, N Civic Dr, N Broadway, Lincoln Ave, Mt Pisgah St, S Main St, Creekside Dr
6	BART Orinda, Orinda Village, Orinda Wy, Moraga Wy, Moraga Rd, St Marys Rd, St Mary's College, Mt Diablo Blvd, BART Lafayette
7	BART Pleasant Hill, Treat Blvd, Bancroft Rd, Ygnacio Valley Rd, Shadelands Office Park, Marchbanks, BART Walnut Creek, Riviera Ave, Buena Vista, Geary Rd
9	DVC, Contra Costa Blvd, Ellinwood Wy, JFK University, Gregory Ln, Cleaveland Rd, Boyd Rd, W Hookston Rd, Patterson Blvd, Oak Park Blvd, Coggins Dr, BART Pleasant Hill, N Main St, N California Blvd, BART Walnut Creek
10	BART Concord, Clayton Rd, Center St, Marsh Creek Rd
11	BART Concord, Port Chicago Highway, Salvio St, Mira Vista Terrace, Fry Wy, Clayton Rd, Market St, Meadow Ln, Oak Grove Rd, Treat Blvd, BART Pleasant Hill
14	BART Concord, Oak St, Laguna St, Detroit Ave, Monument Blvd, Mohr Ln, David Ave, Bancroft Rd, Treat Blvd, BART Pleasant Hill
15	BART Concord, Port Chicago Highway, Salvio St, Parkside Dr, Willow Pass Rd, Landana Dr, West St, Clayton Rd, Treat Blvd, BART Pleasant Hill, Oak Rd, N Civic Dr, Ygnacio Valley Rd, BART Walnut Creek
16	BART Concord, Oak St, Galindo St, Monument Blvd, Crescent Plaza, Cleaveland Rd, Gregory Ln, Pleasant Hill Rd, Alhambra Ave, Berrellesa St, Escobar St, Court St, Martinez Amtrak
17	BART Concord, Grant St, East St, Solano Wy, Olivera Rd, Port Chicago Highway, BART North Concord
18	BART Pleasant Hill, Oak Rd, Buskirk Ave, Crescent Plaza, Gregory Ln, Pleasant Hill Rd, Taylor Blvd, Morello Ave, Viking Dr, Contra Costa Blvd, DVC, Old Quarry Rd, Pacheco Blvd, Muir Rd, Arnold Dr, Morello, Pacheco Blvd, Martinez Amtrak
19	BART Concord, Galindo St, Concord Ave, Bisso Ln, Stanwell Dr, John Glenn Dr, Galaxy Wy, Diamond Blvd, Contra Costa Blvd, Pacheco Blvd, Martinez Amtrak
20	BART Concord, Grant St, Concord Blvd, Clayton Rd, Gateway Blvd, Willow Pass Rd, Sun Valley Blvd, Golf Club Rd, DVC
21	BART Walnut Creek, N & S California Blvd, Newell Ave, S Main St, Danville Blvd, Railroad Ave, San Ramon Valley Blvd, Danville Park & Ride, Camino Ramon, Fostoria Wy, San Ramon Transit Center
25	BART Lafayette, Mt Diablo Blvd, Highway 24, Highway 680, BART Walnut Creek
28	BART North Concord, Port Chicago Highway, Bates Ave, Commercial Cir, Pike Ln, Arnold Industrial Wy, Marsh Dr, Contra Costa Blvd, Chilpancingo Pkwy, Old Quarry Rd, DVC, Highway 680, Highway 4, Center Ave, VA Clinic, Howe Rd, Pacheco Blvd, Martinez Amtrak
35	BART Dublin, Dublin Blvd, Dougherty Rd, Bollinger Canyon Rd, E Branch Pkwy, Windemere Pkwy, Sunset Dr, Bishop Dr, Executive Pkwy, San Ramon Transit Center
36	BART Dublin, Dublin Blvd, Village Pkwy, Alcosta Blvd, Fircrest Ln, San Ramon Valley Blvd, Tareyton Ave, Bollinger Canyon Rd, Crow Canyon Rd, Executive Pkwy, San Ramon Transit Center
91X	BART Concord, Galindo St, Concord Ave, John Glenn Dr, Galaxy Wy, Chevron, Diamond Blvd, Willow Pass Rd, Gateway Blvd, Clayton Rd, Oak St
92X	Shadelands Office Park, Ygnacio Valley Rd, Highway 680, Danville Park & Ride, Crow Canyon Rd, Bishop Ranch 15, San Ramon Transit Center, Camino Ramon, ATT, Sunset Dr, Chevron, Ace Train Station Pleasanton
93X	BART Walnut Creek, Ygnacio Valley Rd, Shadelands Office Park, Oak Grove Rd, Kirker Pass Rode, Railroad Ave, Buchanan Rd, Somersville Rd, Fairview Dr, Delta Fair Blvd, Highway 4, Hillcrest Park & Ride
95X	BART Walnut Creek, Highway 680, Crow Canyon Pl, Fostoria Wy, Camino Ramon, San Ramon Transit Center
96X	BART Walnut Creek, Highway 680, Chevron, Bishop Ranch 1, Bishop Ranch 3, Bishop Ranch 6, San Ramon Transit Center, Bishop Ranch 15, Annabel Ln, Bishop Ranch 8, Bishop Dr, Sunset Dr
97X	BART Dublin, Highway 680, Highway 580, Chevron, Bishop Ranch 1, Bishop Ranch 3, Bishop Ranch 6, San Ramon Transit Center, Bishop Ranch 15, Annabel Ln, Bishop Ranch 8, Bishop Dr, Sunset Dr
98X	BART Walnut Creek, N Main St, Highway 680, Sun Valley Blvd, Contra Costa Blvd, Concord Ave, Diamond Blvd., Highway 680, Highway 4, Alhambra Ave, Berrellesa St, Escobar St, Court St, Martinez Amtrak
250	St Mary's College, St Marys Rd, Moraga Rd, Mt Diablo Blvd, BART Lafayette
260	Cal State, East Bay, Concord Bart

Route Description Summary

Route #	Description
301	Rossmoor Shopping Center, Tice Valley Blvd, Boulevard Wy, Oakland Blvd, Trinity Ave , BART Walnut Creek, Ygnacio Valley, Montego, John Muir Medical Center
310	Concord Bart, Clayton Rd, Kirker Pass
311	BART Concord, Port Chicago Highway, Salvio St, Mira Vista Terrace, Fry Wy, Clayton Rd, Market St, Meadow Ln, Oak Grove Rd, Treat Blvd, BART Pleasant Hill
314	Ayers Rd, Concord Blvd, Kirker Pass Rd, Clayton Rd, BART Concord, Oak St, Laguna St, Detroit Ave, Monument Blvd, Mohr Ln, David Ave, Crescent Plaza, Cleaveland Rd, Gregory Ln, Contra Costa Blvd, DVC
315	BART Concord, Port Chicago Highway, Salvio St, Parkside Dr, Willow Pass Rd, Landana Dr, West St, Clayton Rd
316	BART Pleasant Hill, Oak Rd, Buskirk Ave, Crescent Plaza, Gregory Ln, Contra Costa Blvd, Golf Club Rd, DVC, Old Quarry Rd, Pacheco Blvd, Muir Rd, Arnold Dr, Pacheco Blvd, Morrelo Ave, Martinez Amtrak, Berrellesa St, Alhambra Ave
320	BART Concord, Grant St, Concord Blvd, Clayton Rd, Gateway Blvd, Willow Pass Rd, Diamond Blvd, Concord Ave, Chilpancinc Pkwy, Old Quarry Rd, DVC
321	BART Walnut Creek, N & S California Blvd, Newell Ave, S Main St, Danville Blvd, Railroad Ave, San Ramon Valley Blvd, Camino Ramon, Fostoria Wy, San Ramon Transit Center- Shops at BR.
601	N Civic Dr, Parkside Dr, Riveria Ave, BART Walnut Creek, Trinity Ave, Oakland Blvd, Boulevard Wy, Tice Valley Blvd, Meadow Rd, Castle Hill Rd, Danville Blvd, Hillgrade Ave., Crest Ave, Rossmoor Shopping Center
602	Walnut Blvd, Oro Valley Cir, Mountain View Blvd, Rudgear Rd, Stewart Ave, Trotter Wy, Dapplegray Rd, Palmer Rd, Mountain View Blvd, San Miguel Dr, N & S California Blvd, BART Walnut Creek
603	Camino Pablo, Moraga Rd, St Marys Rd, St Mary's College, Mt Diablo Blvd, BART Lafayette
605	N Civic Dr, N Broadway, Lincoln Ave, Mt Pisgah St, Newell Ave, Lilac Dr, S Main St, Creekside Dr
606	BART Orinda, Orinda Wy, Miner Rd, Honey Hill Rd, Via Las Cruces, Saint Stephens Dr, Orinda Woods Dr, Moraga Wy, Ivy Dr, Moraga Rd, St Marys Rd, St Mary's College, Mt Diablo Blvd, BART Lafayette
608	VA Clinic, Center Ave, Pacheco Blvd, Contra Costa Blvd, Chilpancinc Pkwy, Old Quarry Rd, DVC
609	BART Walnut Creek, Ygnacio Valley Rd, Marchbanks Dr, Walnut Ave
610	BART Concord, Clayton Rd, Ayers Rd, Concord Blvd, Kirkwood Dr, Oakhurst Dr, Center St, Marsh Creek Rd, Mountaire Pkwy, Mountaire Cir
611	BART Concord, Port Chicago Highway, Salvio St, Mira Vista Terrace, Fry Wy, Clayton Rd, Market St, Meadow Ln, Oak Grove Rd, Treat Blvd, Bancroft Rd, Minert Rd
612	BART Concord, Clayton Rd, Ayers Rd, Concord Blvd, Kirker Pass Rd, Washington Blvd, Pennsylvania Blvd, Pine Hollow Rd, El Camino Dr, Michigan Blvd
613	Minert Rd, Oak Grove Rd, Monument Blvd, Detroit Ave, Laguna St, Oak St, BART Concord
614	BART Concord, Clayton Rd, Michigan Blvd, Pennsylvania Blvd, Pine Hollow Rd, El Camino Dr
615	Concord Blvd, Landana Dr., Willow Pass Rd., Parkside Dr., Salvio St., East St., clayton Rd., Oakland Ave., Mount Diablo St., BART Concord
616	Treat Blvd, Bancroft Rd, Minert Rd, Oak Grove Rd, Monument Blvd, San Miguel Rd, Galindo St, Oak St, BART Concord
619	Minert Rd, Oak Grove Rd, Monument Blvd, Mohr Ln, David Ave, Bancroft Rd, Treat Blvd, BART Pleasant Hill
622	Pine Valley Rd, Broadmoor Dr, Montevideo Dr, Alcosta Blvd, Crow Canyon Rd, Tassajara Ranch Rd, Camino Tassajara
623	Danville Blvd, Stone Valley Rd, Green Valley Rd, Diablo Rd, Hartz Ave, San Ramon Valley Blvd, Sycamore Valley Rd, Camino Tassajara, Tassajara Ranch Rd, Crow Canyon Rd, Anabel Ln
625	Rossmoor Shopping Center, Tice Valley Blvd, Olympic Blvd, Pleasant Hill Rd, Acalanes Ave, Stanley Blvd, Mt Diablo Blvd, BART Lafayette, Happy Valley Rd, Upper Happy Valley Rd, El Nido Ranch Rd, Hidden Valley Rd, Acalanes Rd
626	St Mary's College, St Marys Rd, Rohrer Dr, Moraga Rd, Mt Diablo Blvd, BART Lafayette, Happy Valley Rd, Upper Happy Valley Rd, El Nido Ranch Rd, Hidden Valley Rd, Acalanes Rd
627	BART North Concord, Port Chicago Highway, Bates Ave, Mason Cir
635	Bollinger Canyon Rd, Dougherty Rd, Crow Canyon Rd, Tassajara Ranch Rd, Camino Tassajara, Lusitano St, Charbray St
636	San Ramon Transit Center, Executive Pkwy, Crow Canyon Rd, Bollinger Canyon Rd, San Ramon Valley Blvd, Broadmoor Dr, Alcosta Blvd, Fircrest Ln, Village Pkwy, Dublin Blvd, BART Dublin
649	DVC, Galaxy Way / Meridian Park Blvd ,Concord BART