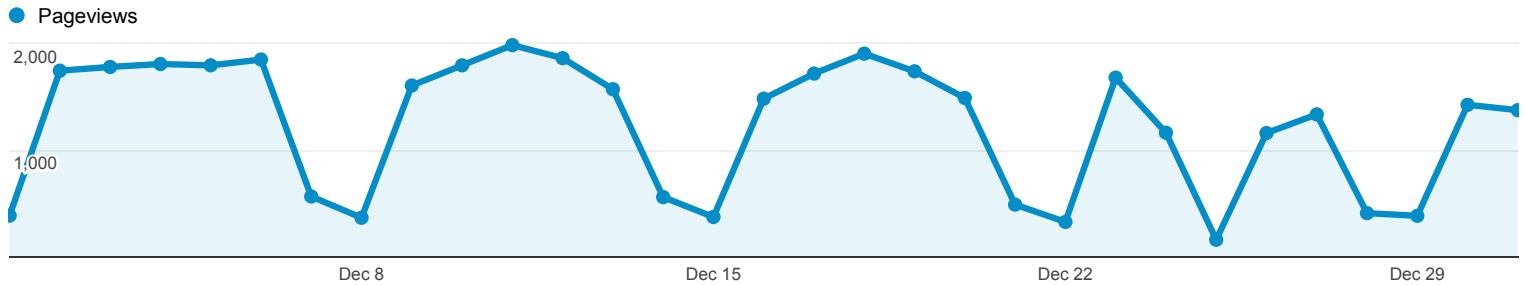


Dec 1, 2013 - Dec 31, 2013

Pages



Explorer



Page	Pageviews	Unique Pageviews	Avg. Time on Page	Entrances	Bounce Rate	% Exit	Page Value
	38,208 % of Total: 100.00% (38,208)	22,564 % of Total: 100.00% (22,564)	00:02:01 Site Avg: 00:02:01 (0.00%)	8,907 % of Total: 100.00% (8,907)	36.02% Site Avg: 36.02% (0.00%)	23.31% Site Avg: 23.31% (0.00%)	\$0.00 % of Total: 0.00% (\$0.00)
1. /bustime/eta/eta.jsp	8,371	4,434	00:02:25	1,010	46.24%	22.75%	\$0.00
2. /bustime/home.jsp	6,655	4,953	00:00:34	4,651	25.87%	24.60%	\$0.00
3. /bustime/map/displaymap.jsp	1,581	1,087	00:03:18	253	67.98%	49.59%	\$0.00
4. /bustime/wireless/html/home.jsp	556	344	00:00:18	86	16.28%	6.29%	\$0.00
5. /bustime/eta/eta.jsp?route=96X&direction=NORTH&stop=BISHOP RANCH 1&id=1693&showAllBusses=on	429	152	00:03:55	114	57.89%	31.70%	\$0.00
6. /bustime/eta/eta.jsp?route=96X&direction=NORTH&stop=BISHOP RANCH 1&id=1693&showAllBusses=off	361	25	00:01:25	16	25.00%	4.16%	\$0.00
7. /bustime/eta/eta.jsp?route=96X&direction=NORTH&stop=CHEVRON SAN RAMON&id=1692&showAllBusses=on	313	161	00:04:58	112	47.32%	40.26%	\$0.00
8. /bustime/eta/eta.jsp?route=21&direction=NORTH&stop=DANVILLE BLVD + HARTFORD RD&id=963&showAllBusses=on	267	10	00:00:33	5	20.00%	3.00%	\$0.00
9. /bustime/eta/eta.jsp?route=---&direction=---&stop=---&id=1693&showAllBusses=on	222	76	00:04:25	59	45.76%	30.63%	\$0.00
10. /bustime/wireless/html/eta.jsp?route=96X&direction=NORTH&id=1693&showAllBusses=on	221	73	00:04:01	48	50.00%	29.86%	\$0.00
11. /bustime/eta/eta.jsp?route=21&direction=SOUTH&stop=BART WALNUT CREEK&id=1949&showAllBusses=on	207	96	00:02:54	32	40.62%	19.32%	\$0.00
12. /bustime/eta/eta.jsp?route=18&direction=NORTH&stop=MORELLO AVE + MIDHILL RD&id=1306&showAllBusses=on	188	12	00:00:26	6	50.00%	5.85%	\$0.00
13. /bustime/eta/eta.jsp?route=18&direction=SOUTH&stop=MUIR RD + GLACIER DR&id=1318&showAllBusses=on	170	22	00:02:30	6	0.00%	8.82%	\$0.00
14. /bustime/wireless/html/eta.jsp?route=---&direction=---&displaydirection=---&stop=---&id=1693	161	19	00:03:40	17	23.53%	11.18%	\$0.00

15.	/bustime/wireless/html/eta.jsp?route=96X&direction=NORTH&id=1692&showAllBusses=on	157	59	00:03:57	41	60.98%	35.67%	\$0.00
16.	/bustime/eta/eta.jsp?route=96X&direction=NORTH&stop=SUNSET DR + BISHOP DR&id=1681&showAllBusses=on	155	76	00:04:46	46	50.00%	39.35%	\$0.00
17.	/bustime/eta/eta.jsp?route=---&direction=---&stop=---&id=1992&showAllBusses=on	151	32	00:02:09	12	33.33%	21.19%	\$0.00
18.	/bustime/eta/eta.jsp?route=---&direction=---&stop=---&id=548&showAllBusses=on	123	52	00:05:49	39	66.67%	35.77%	\$0.00
19.	/bustime/eta/eta.jsp?route=---&direction=---&stop=---&id=1744&showAllBusses=on	116	38	00:03:16	27	18.52%	18.10%	\$0.00
20.	/bustime/eta/eta.jsp?route=93X&direction=EAST&stop=BART WALNUT CREEK&id=1946&showAllBusses=on	116	56	00:03:05	7	57.14%	16.38%	\$0.00
21.	/bustime/wireless/html/eta.jsp?route=96X&direction=NORTH&id=1681&showAllBusses=on	114	22	00:02:06	17	17.65%	16.67%	\$0.00
22.	/bustime/eta/eta.jsp?route=98X&direction=NORTH&stop=CONTRA COSTA BLVD BETWEEN SUN VALLEY + VIKING&id=605&showAllBusses=on	111	51	00:02:40	27	66.67%	32.43%	\$0.00
23.	/bustime/eta/eta.jsp?route=35&direction=NORTH&stop=BART DUBLIN_PLEASANTON&id=1160&showAllBusses=on	110	84	00:01:32	4	50.00%	10.91%	\$0.00
24.	/bustime/eta/eta.jsp?route=---&direction=---&stop=---&id=1681&showAllBusses=on	108	43	00:05:17	24	33.33%	35.19%	\$0.00
25.	/bustime/eta/eta.jsp?route=7&direction=Clockwise&stop=MARCHBANKS DR + CROSBY CT&id=1768&showAllBusses=on	105	40	00:02:52	36	50.00%	36.19%	\$0.00
26.	/bustime/eta/eta.jsp?route=---&direction=---&stop=---&id=545&showAllBusses=on	103	20	00:04:56	18	11.11%	17.48%	\$0.00
27.	/bustime/eta/eta.jsp?route=21&direction=NORTH&stop=BART WALNUT CREEK&id=1949&showAllBusses=on	94	72	00:01:30	4	50.00%	14.89%	\$0.00
28.	/bustime/eta/eta.jsp?route=95X&direction=NORTH&stop=BART WALNUT CREEK&id=1948&showAllBusses=on	93	62	00:00:48	7	28.57%	8.60%	\$0.00
29.	/bustime/eta/eta.jsp?route=21&direction=NORTH&stop=3158 DANVILLE BLVD&id=970&showAllBusses=on	92	73	00:00:16	3	0.00%	9.78%	\$0.00
30.	/bustime/eta/eta.jsp?route=21&direction=NORTH&stop=SOUTH MAIN ST + CREEKSIDE DR&id=1893&showAllBusses=on	86	39	00:05:22	0	0.00%	18.60%	\$0.00
31.	/bustime/eta/eta.jsp?route=28&direction=WEST&stop=DIABLO VALLEY COLLEGE&id=2172&showAllBusses=on	86	12	00:01:02	8	0.00%	5.81%	\$0.00
32.	/bustime/eta/eta.jsp?route=96X&direction=NORTH&stop=CHEVRON SAN RAMON&id=1692&showAllBusses=off	86	43	00:05:31	40	47.50%	47.67%	\$0.00
33.	/bustime/eta/eta.jsp?route=93X&direction=WEST&stop=BUCHANAN RD + HARBOR DR&id=441&showAllBusses=on	85	42	00:05:31	29	41.38%	35.29%	\$0.00
34.	/bustime/eta/eta.jsp?route=21&direction=SOUTH&stop=RAILROAD AVE + IRON HORSE PLZ&id=1119&showAllBusses=on	84	23	00:02:57	17	11.76%	23.81%	\$0.00
35.	/bustime/eta/eta.jsp?route=96X&direction=NORTH&stop=SAN RAMON TRANSIT CENTER&id=1695&showAllBusses=on	82	57	00:01:51	25	68.00%	31.71%	\$0.00
36.	/bustime/eta/eta.jsp?route=96X&direction=NORTH&stop=BISHOP RANCH 15&id=1555&showAllBusses=on	81	48	00:03:13	29	65.52%	34.57%	\$0.00
37.	/bustime/wireless/html/selectstop.jsp?route=96X&direction=NORTH	81	59	00:00:08	29	0.00%	2.47%	\$0.00
38.	/bustime/eta/eta.jsp?route=93X&direction=WEST&stop=YGNACIO VALLEY RD + MICHIGAN BLVD&id=880&showAllBusses=on	80	26	00:04:25	16	31.25%	26.25%	\$0.00

39.	/bustime/eta/eta.jsp?route=---&direction=---&stop=---&id=1947&showAllBusses=on	79	35	00:04:19	15	33.33%	22.78%	\$0.00
40.	/bustime/eta/eta.jsp?route=93X&direction=EAST&stop=YGNACIO VALLEY RD + MICHIGAN BLVD&id=881&showAllBusses=on	79	35	00:03:46	18	50.00%	29.11%	\$0.00
41.	/bustime/eta/eta.jsp?route=20&direction=WEST&stop=CLAYTON RD + FRY WAY&id=563&showAllBusses=on	77	50	00:01:39	40	55.00%	51.95%	\$0.00
42.	/bustime/eta/eta.jsp?route=18&direction=SOUTH&stop=MORELLO AVE + VILLAGE OAKS DR&id=1311&showAllBusses=on	72	1	00:00:14	0	0.00%	0.00%	\$0.00
43.	/bustime/eta/eta.jsp?routeSelect=NORROUTE	70	53	00:01:05	4	75.00%	15.71%	\$0.00
44.	/bustime/wireless/html/eta.jsp?route=93X&direction=WEST&id=880&showAllBusses=on	70	18	00:04:30	10	40.00%	18.57%	\$0.00
45.	/bustime/eta/eta.jsp?route=---&direction=---&stop=---&id=1948&showAllBusses=on	68	28	00:05:20	22	54.55%	35.29%	\$0.00
46.	/bustime/eta/eta.jsp?route=20&direction=WEST&stop=GATEWAY BLVD + WILLOW PASS RD&id=635&showAllBusses=on	68	40	00:03:35	18	38.89%	36.76%	\$0.00
47.	/bustime/eta/eta.jsp?route=36&direction=SOUTH&stop=SAN RAMON VALLEY BLVD + BARNWOOD DR&id=1669&showAllBusses=on	68	20	00:04:30	8	37.50%	25.00%	\$0.00
48.	/bustime/eta/eta.jsp?route=---&direction=---&stop=---&id=1894&showAllBusses=on	67	7	00:01:33	0	0.00%	7.46%	\$0.00
49.	/bustime/eta/eta.jsp?route=15&direction=EAST&stop=LANDANA DR + VILLAGE DR&id=666&showAllBusses=on	67	28	00:05:51	28	32.14%	41.79%	\$0.00
50.	/bustime/eta/eta.jsp?route=6&direction=WEST&stop=MORAGA WAY + WHITEHALL DR&id=1395&showAllBusses=on	67	5	00:02:01	0	0.00%	4.48%	\$0.00

Rows 1 - 50 of 2584

http://cccta.org - http://cccta.org
cccta.org

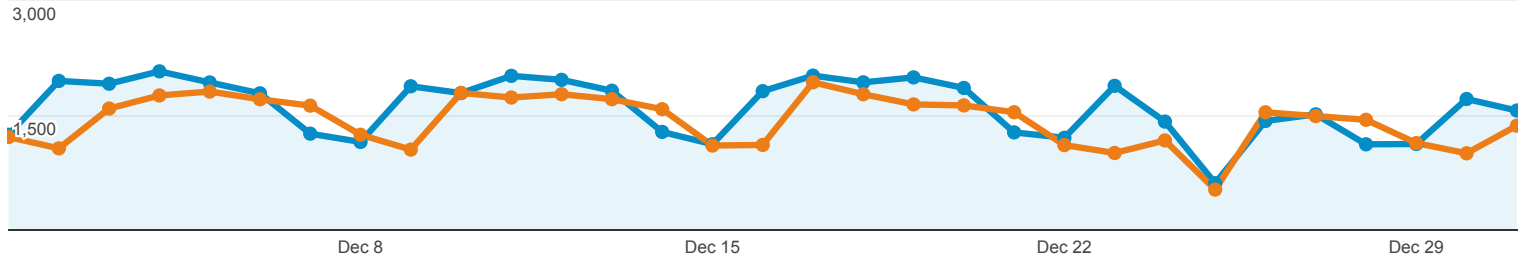
Visitor Report

Dec 1, 2013 - Dec 31, 2013
Compare to: Dec 1, 2012 - Dec 31, 2012

All Visits
+0.00%

Report Tab

Dec 1, 2013 - Dec 31, 2013: Visits
Dec 1, 2012 - Dec 31, 2012: Visits



Visitor Type	Mobile (Including Tablet)	Visits	Unique Visitors	Pageviews	Avg. Visit Duration	Pages / Visit
		12.37% ▲ 49,624 vs 44,163	7.35% ▲ 21,578 vs 20,100	6.59% ▲ 143,065 vs 134,219	4.62% ▼ 00:02:56 vs 00:03:04	5.14% ▼ 2.88 vs 3.04
1. Returning Visitor	Yes					
Dec 1, 2013 - Dec 31, 2013		25,608	5,964	66,635	00:02:51	2.60
Dec 1, 2012 - Dec 31, 2012		18,075	4,388	50,437	00:03:07	2.79
% Change		41.68%	35.92%	32.12%	-8.35%	-6.75%
2. New Visitor	No					
Dec 1, 2013 - Dec 31, 2013		8,014	8,000	26,901	00:03:03	3.36
Dec 1, 2012 - Dec 31, 2012		9,517	9,509	32,004	00:03:07	3.36
% Change		-15.79%	-15.87%	-15.94%	-2.00%	-0.18%
3. New Visitor	Yes					
Dec 1, 2013 - Dec 31, 2013		8,008	7,994	23,452	00:02:50	2.93
Dec 1, 2012 - Dec 31, 2012		5,355	5,350	17,329	00:02:58	3.24
% Change		49.54%	49.42%	35.33%	-4.73%	-9.50%
4. Returning Visitor	No					
Dec 1, 2013 - Dec 31, 2013		7,994	3,528	26,077	00:03:09	3.26
Dec 1, 2012 - Dec 31, 2012		11,216	4,304	34,449	00:03:01	3.07
% Change		-28.73%	-18.03%	-24.30%	4.55%	6.21%

Rows 1 - 4 of 4

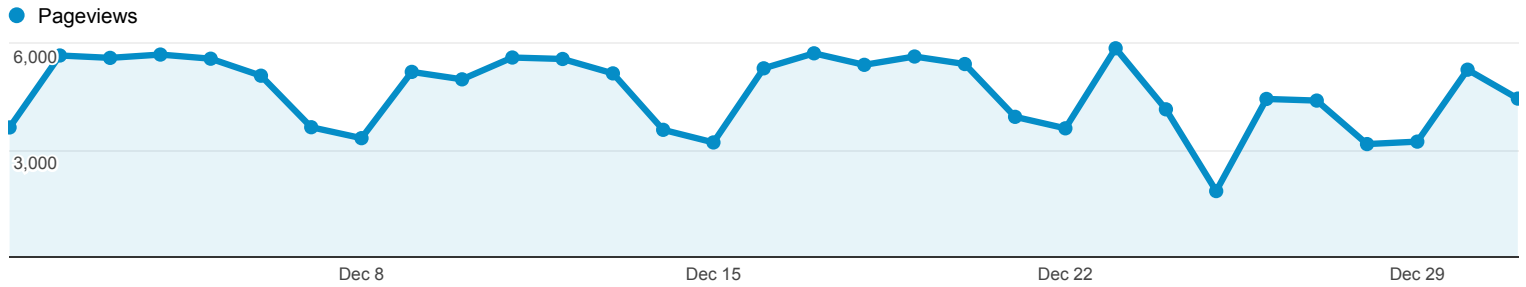
http://cccta.org - http://cccta.org
cccta.org

Dec 1, 2013 - Dec 31, 2013

Pages

All Visits
100.00%

Explorer



Page	Pageviews	Unique Pageviews	Avg. Time on Page	Entrances	Bounce Rate	% Exit	Page Value
	143,065 % of Total: 100.00% (143,065)	103,352 % of Total: 100.00% (103,352)	00:01:33 Site Avg: 00:01:33 (0.00%)	49,621 % of Total: 100.00% (49,621)	43.84% Site Avg: 43.84% (0.00%)	34.68% Site Avg: 34.68% (0.00%)	\$0.00 % of Total: 0.00% (\$0.00)
1. /	29,721	18,913	00:01:06	16,781	21.94%	23.19%	\$0.00
2. /mobile-schedules/	15,807	9,399	00:00:36	2,437	25.81%	10.98%	\$0.00
3. /maps-schedules/	15,358	9,758	00:01:02	8,209	20.17%	20.10%	\$0.00
4. /schedule/6/	3,772	3,272	00:06:53	2,172	85.27%	78.00%	\$0.00
5. /schedule/18/	3,750	3,000	00:02:56	1,031	68.87%	48.56%	\$0.00
6. /schedule/20/	3,491	2,923	00:03:08	1,077	76.60%	58.55%	\$0.00
7. /schedule/98X/	3,183	2,728	00:03:20	1,453	81.83%	63.52%	\$0.00
8. /schedule/9/	3,101	2,555	00:03:12	994	76.46%	54.76%	\$0.00
9. /fares/	2,908	2,167	00:01:26	527	52.18%	32.46%	\$0.00
10. /schedule/16/	2,851	2,318	00:02:49	665	72.33%	48.26%	\$0.00
11. /schedule/10/	2,533	2,090	00:02:43	692	77.46%	59.26%	\$0.00
12. /schedule/15/	2,488	2,047	00:03:21	738	71.54%	54.58%	\$0.00
13. /schedule/21/	2,395	1,966	00:02:46	644	72.36%	53.78%	\$0.00
14. /schedule/4/	2,361	1,973	00:05:19	1,268	78.15%	69.59%	\$0.00
15. /schedule/14/	2,205	1,798	00:02:47	616	67.21%	49.48%	\$0.00
16. /schedule/316/	2,065	1,678	00:03:01	574	75.44%	54.72%	\$0.00
17. /schedule/96X/	1,963	1,605	00:03:00	705	70.50%	53.54%	\$0.00
18. /schedule/11/	1,913	1,554	00:02:16	391	67.26%	43.49%	\$0.00
19. /schedule/314/	1,834	1,494	00:03:03	498	72.69%	55.62%	\$0.00
20. /schedule/35/	1,751	1,391	00:02:50	684	74.12%	56.25%	\$0.00
21. /schedule/28/	1,657	1,348	00:02:56	449	75.50%	51.06%	\$0.00
22. /how-to-ride/	1,431	1,037	00:00:43	32	34.38%	10.41%	\$0.00

23.	/schedule/17/	1,341	1,116	00:03:12	409	73.59%	53.47%	\$0.00
24.	/driver-login/	1,110	515	00:02:01	261	44.06%	39.28%	\$0.00
25.	/schedule/310/	1,080	930	00:02:43	287	78.75%	63.80%	\$0.00
26.	/schedule/19/	1,035	811	00:01:58	136	61.76%	31.11%	\$0.00
27.	/schedule/320/	1,030	833	00:02:23	177	68.36%	40.68%	\$0.00
28.	/schedule/321/	981	849	00:02:50	355	80.85%	61.37%	\$0.00
29.	/schedule/311/	979	785	00:02:09	229	60.26%	46.37%	\$0.00
30.	/schedule/95X/	972	778	00:01:39	204	63.24%	34.98%	\$0.00
31.	/schedule/1/	928	698	00:02:32	150	68.67%	42.46%	\$0.00
32.	/schedule/7/	900	710	00:02:24	171	67.84%	42.00%	\$0.00
33.	/schedule/93X/	893	698	00:03:13	279	72.76%	50.39%	\$0.00
34.	/about/	818	638	00:00:30	58	24.14%	11.49%	\$0.00
35.	/schedule/36/	762	588	00:02:22	144	68.06%	39.50%	\$0.00
36.	/?force=desktop	721	484	00:00:50	108	45.37%	21.36%	\$0.00
37.	/maps-schedules/600-select-service/	706	289	00:00:57	22	40.91%	19.69%	\$0.00
38.	/alerts/several-bus-stops-in-martinez-close-temporarily-121313/	650	601	00:00:25	17	35.29%	5.08%	\$0.00
39.	/link/	644	478	00:01:08	216	46.30%	29.97%	\$0.00
40.	/schedule/97X/	597	489	00:01:56	177	61.58%	45.73%	\$0.00
41.	/schedule/5/	575	494	00:02:14	128	71.09%	45.57%	\$0.00
42.	/schedule/92X/	573	371	00:02:05	143	66.43%	34.38%	\$0.00
43.	/schedule/2/	554	448	00:02:15	142	73.94%	45.13%	\$0.00
44.	/public-meetings/	544	414	00:00:28	22	22.73%	12.32%	\$0.00
45.	/driver-login/?force=desktop	542	358	00:03:47	218	51.38%	52.21%	\$0.00
46.	/news/	505	375	00:00:29	19	52.63%	14.46%	\$0.00
47.	/fares/where-to-buy/	496	365	00:01:46	70	64.29%	36.90%	\$0.00
48.	/how-to-ride/paying-your-fare/	491	385	00:01:52	48	70.83%	26.27%	\$0.00
49.	/fares/clipper-card/	431	347	00:00:51	46	41.30%	25.06%	\$0.00
50.	/county-connection-changes-several-bus-routes-122213/	424	346	00:00:56	77	83.12%	25.71%	\$0.00