

Agenda Item 7.a

TO: O&S Committee

DATE: January 27, 2014

FROM: Anne Muzzini
Director of Planning & Marketing

SUBJ: Fixed Route Reports

Fixed Route Operating Reports for December 2013

1. Monthly Boarding's Data

The following represent the numbers that are most important to staff in evaluating the performance of the fixed route system.

<u>Title</u>	FY 2014		
	<u>Current Month</u>	<u>YTD Avg</u>	<u>Annual Goal</u>
Total Passengers	259,214		
Average Weekday	11,212	11,787	
Pass/Rev Hour	14.3	15.1	Standard Goal > 17.0
Missed Trips	0.11%	0.11%	Standard Goal < 0.25%
Miles between Road Calls	33,834	27,705	Standard Goal > 18,000

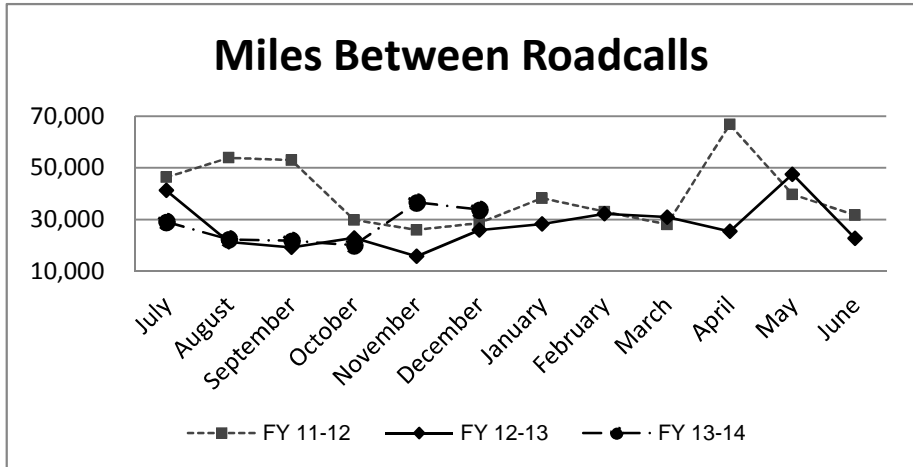
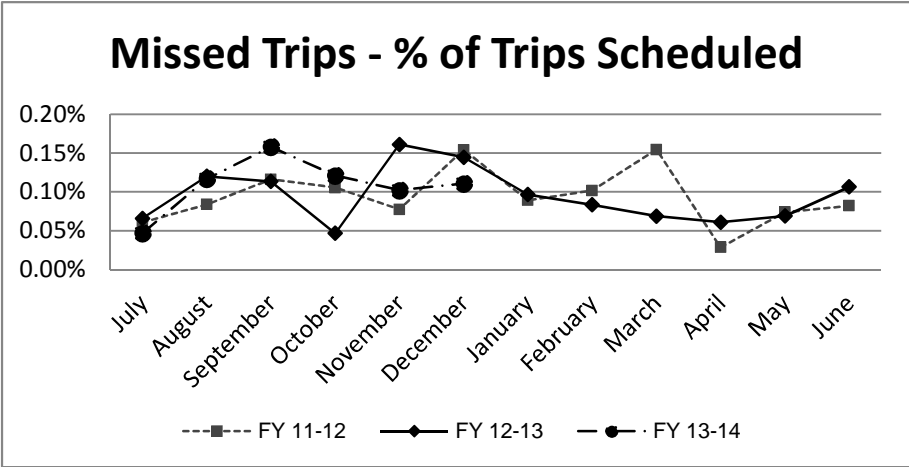
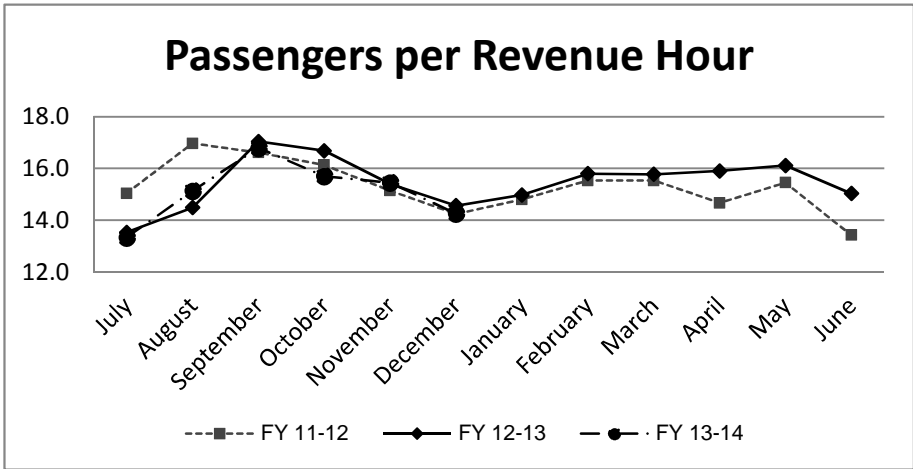
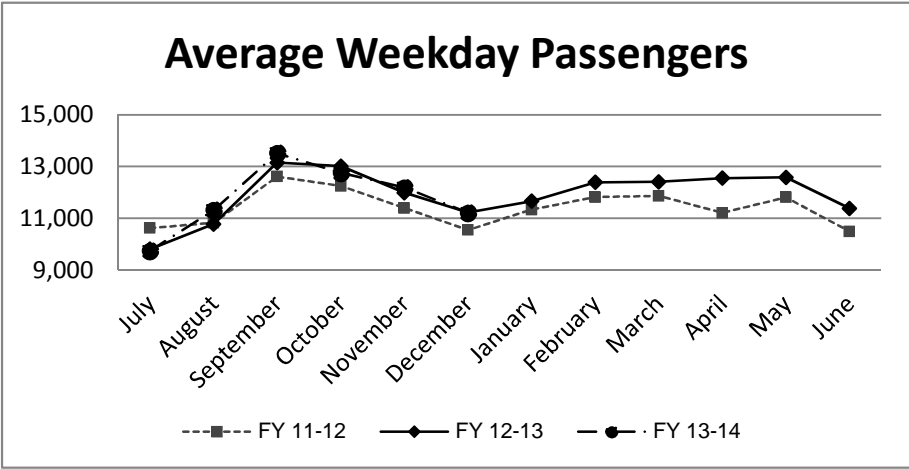
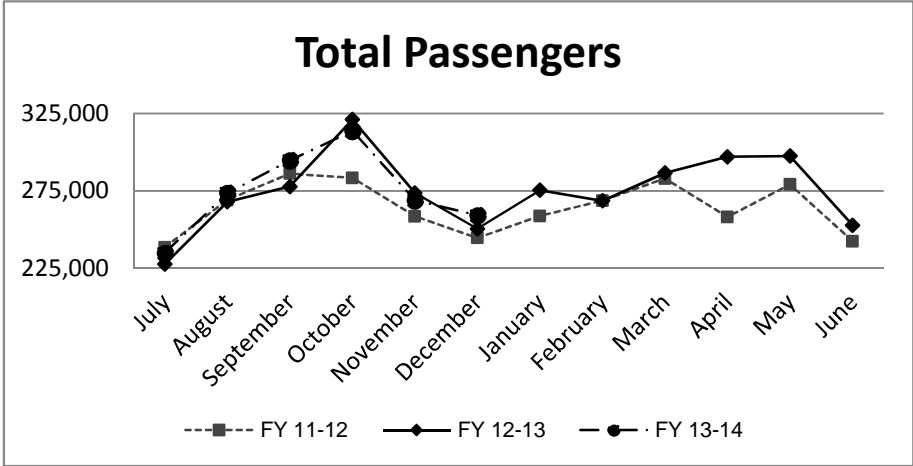
* Based on current standards from updated SRTP

Analysis

Average weekday ridership was lower in December (11,212 passengers) than November (12,189 passengers) and slightly lower than December 2012 (11,229 passengers). Passengers per hour in December was 14.3, a decrease from 15.5 in November and slight decrease from December 2012 when passengers per hour was 14.6.

The percentage of missed trips in December was 0.11%. An increase from the prior month (0.10%). The YTD average is 0.11% missed trips.

The number of miles between roadcalls was 32,834 miles in December, lower than the prior month in which there were 36,658 miles between roadcalls. The 12 month average is 27,705 miles between roadcalls.



**TRANSPORTATION and MAINTANCE
Operation Data Summary**

TRANSPORTATION	2012 December	2013 January	2013 February	2013 March	2013 April	2013 May	2013 June	2013 July	2013 August	2013 September	2013 October	2013 November	2013 December	12 Month TOTALS
Number of Buses	121	121	121	121	121	121	121	121	121	121	121	121	121	121
Totals Hub Miles	259,994	283,381	258,396	278,078	280,325	285,350	250,775	262,014	268,767	262,361	301,762	256,603	270,672	3,518,478
Work Days	30	30	28	31	30	30	30	30	31	29	31	29	30	389
Revenue Hours	17,194	18,390	17,003	18,167	18,675	18,466	16,821	17,615	18,080	17,542	19,964	17,407	18,183	233,507
Operator Pay Hours	30,111	33,540	28,965	30,787	31,056	33,072	30,920	32,893	34,577	30,523	32,162	31,322	35,582	415,509
Number of Operators	172	172	170	170	170	168	167	177	175	174	170	170	170	171
Unscheduled Absences	266	343	457	307	366	421	355	500	472	327	413	306	284	4,817
FT Protection	30	61	33	54	80	90	68	87	73	51	53	56	71	807
Worker Comp.	54	53	98	56	84	86	90	179	167	126	110	79	71	1,253
Sick leave	182	229	326	197	202	245	197	234	232	150	250	171	142	2,757
Collision Accidents	5	4	5	4	3	5	4	2	8	8	8	8	6	70
Passenger Accidents	8	8	14	21	7	14	14	11	16	9	12	12	15	161
Total Chargeable Collisions	2	1	1	3	2	2	1	1	4	4	5	0	2	28
Chargeable/100K Miles	0.76	0.35	0.38	1.07	0.71	0.70	0.39	0.38	1.48	1.52		0.00	0.73	0.79
Number of Trips Scheduled	22,831	20,706	20,388	20,388	24,630	24,630	22,542	23,574	24,001	22,781	25,613	22,546	23,490	298,120
Number of Trips Missed	33	20	17	14	15	17	24	11	28	36	31	23	26	295
Of Trips Scheduled - % Missed	0.14%	0.10%	0.08%	0.07%	0.06%	0.07%	0.11%	0.05%	0.12%	0.16%	0.12%	0.10%	0.11%	0.10%
Of Trips Missed - Mechanical	26	14	10	10	13	12	17	9	14	19	16	15	18	193
On Time Performance %	86%	91%	88%	89%	90%	88%	89%	88%	87%	81%	78%	75%	86%	86%
MAINTENANCE														
A/C Operative - Avg. %	100%	100%	100%	100%	100%	100%	100%	100%	100%	100%	100%	100%	100%	100%
Lifts Operative - Ave %	100%	100%	100%	100%	100%	100%	100%	100%	100%	100%	100%	100%	100%	100%
PM Complete on Schedule	100%	100%	100%	100%	100%	100%	100%	100%	100%	100%	100%	100%	100%	100%
Total Road Calls	11	11	10	12	12	10	15	13	14	12	16	10	14	160
Road Calls for Mechanical	10	10	8	9	9	6	13	9	12	12	14	7	8	127
Road Calls for Other	1	1	2	3	3	4	2	4	2	0	2	3	6	33
Miles Between Mechanical Road Calls														
Bus Numbers														
100 - 199	9,200	10,698	8,884	10,458	86,623	11,624	8,063	7,629	10,343	11,137	12,306	7,427	9,542	
200 - 299	34,419	37,985	37,364	38,776	16,411	30,854	8,759	28,818	33,816	29,326	36,386	29,078	14,873	
300 - 399	41,218	19,091	17,682	19,419	12,809	36,707	11,555	931	9,038	35,160	9,806	12,039	41,728	
400 - 499	14,648	19,015	14,159	18,047	34,649	16,995	26,148	26,857	28,227	10,192	16,430	31,221	33,034	
500 - 519	8,355	26,561	47,194	16,093	51,847	55,492	24,414	53,173	26,923	16,944	19,622	47,331	46,279	
900 - 939	31,039	31,214	44,687	46,750	26,312	33,030	43,530	43,003	28,937	20,583	23,843	41,665	22,186	
1300-1309						12,721	19,734	23,009	19,574	22,999	26,748	22,099	21,599	
2000 - 2099	10,969	11,723	11,898	12,135	8,709	4,872	NA	NA	NA	NA	NA	NA	NA	
Fleet Avg.	25,999	28,338	32,300	30,989	25,484	47,558	22,798	29,113	22,397	21,863	21,554	36,658	33,834	27,705
Maintenance Pay Hours	4,523	4,705	4,142	4,283	3,992	4,151	4,201	4,074	4,239	4,165	3,076	3,938	3,972	53,462
No. Maint. Employees	27	27	27	25	24	24	26	25	25	25	25	25	25	25
Maint. Emps/100K Miles	10	10	10	9	9	8	10	10	9	10	8	10	9	1
Unscheduled Absences	1	3	4	3	4	1	1	1	4	2	6	4	1	3

Note: Some statistics may not be available (n/a) at this time. These will be brought current in future reports.

**MONTHLY BOARDINGS
Operations Data Summary**

Fixed Route Boardings		Passengers by Revenue Hrs/Miles			Service Days		Fiscal YTD Comparison Passenger Boardings		
December 2013 - Fixed Route Boardings	259,149	Revenue Hours -	December 2013	18,183	Weekdays - December 13	21	Fiscal 2014 YTD	1,648,601	
			December 2012	17,194	December 12	20			
Bus Bridge		Revenue Miles -	December 2013	198,172	Saturdays - December 13	4	Fiscal 2013 YTD	1,618,712	
Walnut Creek Marathon	65		December 2012	189,149	December 12	5			
					Sundays - December 13	5			
					December 12	5			
December 2013 Total Boardings	259,214	Passengers per Mile		1.3	Total Days - 2013		30	YTD Trend	1.8%
December 2012 Total Boardings	250,509	Passengers per Hour		14.26	2012		30	Monthly Trend	3.5%

December 2013 Fixed Route Passenger Total						December 2013 Weekday Average	December 2013 Passengers per Revenue Hour
Route	Destination Information	Weekday	Saturday	Sunday	Total		
1	Rossmoor / Shadelands	5,692			5,692	271	10.3
2	Rudgear / Walnut Creek	1,075			1,075	51	5.8
4	Walnut Creek Downtown Shuttle	18,570	2,412	2,361	23,343	884	25.4
4H **	Walnut Creek Extended Holiday Service	606	430		1,036	30	9.7
5	Creekside / Walnut Creek	1,639			1,639	78	7.8
6	Lafayette / Moraga / Orinda	7,944	327	386	8,657	378	11.9
7	Shadelands / Pleasant Hill / Walnut Creek	3,907			3,907	186	5.7
9	DVC / Walnut Creek	10,742			10,742	512	12.2
10	Concord / Clayton Rd	21,165			21,165	1,008	21.0
11	Treat Blvd / Oak Grove	5,609			5,609	267	13.8
14	Monument Blvd	11,927			11,927	568	14.3
15	Treat Boulevard	10,041			10,041	478	15.5
16	Alhambra Ave / Monument Blvd	13,781			13,781	656	12.7
17	Olivera/Solano / Salvio / North Concord	4,908			4,908	234	12.5
18	Amtrak / Merello / Pleasant Hill	9,152			9,152	436	13.5
19	Amtrak / Pacheco Blvd / Concord	2,540			2,540	121	8.7
20	DVC / Concord	23,228			23,228	1,106	22.6
21	Walnut Creek / San Ramon Transit Center	11,795			11,795	562	11.1
25	Lafayette / Walnut Creek	1,229			1,229	59	5.0
28	North Concord / Martinez	6,162			6,162	293	9.7
35	Dougherty Valley	8,475			8,475	404	12.4
36	San Ramon / Dublin	4,656			4,656	222	7.9
91X	Concord Commuter Express	654			654	31	7.1
92X	Ace Shuttle Express	4,042			4,042	192	16.3
93X	Kirker Pass Express	4,229			4,229	201	14.2
95X	San Ramon / Danville Express	2,684			2,684	128	12.7
96X	Bishop Ranch Express	10,433			10,433	497	15.2
97X	Bishop Ranch Express	2,015			2,015	96	8.9
98X	Martinez Express	8,125			8,125	387	14.6
250 *	Gael Rail Service	102	82	90	274	15	3.1
260 *	Cal State East Bay / Concord Bart	163			163	20	2.4
301	Rossmoor / John Muir Medical Center		325	294	620	0	7.6
310	Concord Bart / Clayton Rd / Kirker Pass		1,677	1,766	3,443	0	27.3
311	Concord / Oak Grove / Treat Blvd / WC		1,072	899	1,971	0	14.5
314	Clayton Rd / Monument Blvd / PH		2,512	2,389	4,901	0	20.0
315	Concord / Willow Pass / Landana		280	226	506	0	8.4
316	Alhambra / Merello / Pleasant Hill		1,307	1,321	2,629	0	14.2
320	DVC / Concord		842	781	1,623	0	14.5
321	San Ramon / Walnut Creek		1,004	914	1,918	0	10.1
600's	Select Service	18,161			18,161	865	25.6
TOTALS		235,449	12,270	11,430	259,149	11,212	14.3

* Data from Link ** Seasonal Route

Operations Data Summary

DECEMBER 2013 PRODUCTIVITY

(sorted by Pass / Rev Hr - decending order)

Route	Destination Information	Total	Wkday Avg	Passenger / Rev Hr
310	Concord Bart / Clayton Rd / Kirker Pass	3,443	0	27.3
600's	Select Service	18,161	865	25.6
4	Walnut Creek Downtown Shuttle	23,343	884	25.4
20	DVC / Concord	23,228	1,106	22.6
10	Concord / Clayton Rd	21,165	1,008	21.0
314	Clayton Rd / Monument Blvd / Pleasant Hill	4,901	0	20.0
92X	Ace Shuttle Express	4,042	192	16.3
15	Treat Boulevard	10,041	478	15.5
96X	Bishop Ranch Express	10,433	497	15.2
98X	Martinez Express	8,125	387	14.6
320	DVC / Concord	1,623	0	14.5
311	Concord / Oak Grove / Treat Blvd / Walnut Creek	1,971	0	14.5
14	Monument Blvd	11,927	568	14.3
316	Alhambra / Merello / Pleasant Hill	2,629	0	14.2
93X	Kirker Pass Express	4,229	201	14.2
11	Treat Blvd / Oak Grove	5,609	267	13.8
18	Amtrak / Merello / Pleasant Hill	9,152	436	13.5
95X	San Ramon / Danville Express	2,684	128	12.7
16	Alhambra Ave / Monument Blvd	13,781	656	12.7
17	Olivera/Solano / Salvio / North Concord	4,908	234	12.5
35	Dougherty Valley	8,475	404	12.4
9	DVC / Walnut Creek	10,742	512	12.2
6	Lafayette / Moraga / Orinda / Orinda Village	8,657	378	11.9
21	Walnut Creek / San Ramon Transit Center	11,795	562	11.1
1	Rossmoor / Shadelands	5,692	271	10.3
321	San Ramon / Walnut Creek	1,918	0	10.1
28	North Concord / Martinez	6,162	293	9.7
4H **	Walnut Creek Extended Holiday Service	1,036	30	9.7
97X	Bishop Ranch Express	2,015	96	8.9
19	Amtrak / Pacheco Blvd / Concord	2,540	121	8.7
315	Concord / Willow Pass / Landana	506	0	8.4
36	San Ramon / Dublin	4,656	222	7.9
5	Creekside / Walnut Creek	1,639	78	7.8
301	Rossmoor / John Muir Medical Center	620	0	7.6
91X	Concord Commuter Express	654	31	7.1
2	Rudgear / Walnut Creek	1,075	51	5.8
7	Shadelands / Pleasant Hill / Walnut Creek	3,907	186	5.7
25	Lafayette / Walnut Creek	1,229	59	5.0
250 *	Gael Rail Service	274	15	3.1
260 *	Cal State East Bay / Concord Bart	163	20	2.4

NOTE: * Data comes from Link Operators ** These are seasonal routes

Operations Data Summary

AVERAGE WEEKDAY BOARDINGS TREND

Route	Destination Information	Dec-12	Jan-13	Feb-13	Mar-13	Apr-13	May-13	Jun-13	Jul-13	Aug-13	Sep-13	Oct-13	Nov-13	Dec-13
1	Rossmoor / Shadelands	325	342	349	360	359	351	338	287	310	320	309	301	271
2	Rudgear / Walnut Creek	60	65	60	68	66	67	60	44	55	65	57	62	51
4	Walnut Creek Downtown Shuttle	918	859	840	933	897	909	1,002	803	998	923	798	932	884
4H **	Walnut Creek Extended Holiday Shuttle	28											26	30
5	Creekside / Walnut Creek	66	78	82	81	81	81	73	68	78	79	87	80	78
6	Lafayette / Moraga / Orinda	359	422	458	462	466	458	309	248	316	528	449	436	378
7	Shadelands / Pleasant Hill / Walnut Creek	195	216	213	231	229	251	246	219	239	231	206	210	186
9	DVC / Walnut Creek	523	551	575	554	598	593	539	499	556	626	570	551	512
10	Concord / Clayton Rd	979	1,016	1,093	1,077	1,079	1,085	997	878	1,045	1,154	1,104	1,086	1,008
11	Treat Blvd / Oak Grove	263	288	309	323	324	332	302	241	277	329	332	286	267
14	Monument Blvd	596	627	638	634	632	642	644	558	621	651	638	626	568
15	Treat Boulevard	487	498	551	568	509	534	488	468	459	565	579	507	478
16	Alhambra Ave / Monument Blvd	658	645	727	698	713	729	694	639	680	744	743	716	656
17	Olivera/Solano / Salvio / North Concord	205	233	226	241	247	256	244	232	250	287	260	245	234
18	Amtrak / Merello / Pleasant Hill	432	447	484	477	461	474	417	353	426	544	498	483	436
19	Amtrak / Pacheco Blvd / Concord	121	140	146	153	148	160	145	119	137	149	149	138	121
20	DVC / Concord	1,075	1,177	1,311	1,160	1,231	1,148	1,019	956	1,218	1,387	1,324	1,252	1,106
21	Walnut Creek / San Ramon Transit Center	561	573	584	608	627	617	606	561	595	644	611	608	562
25	Lafayette / Walnut Creek	56	57	58	64	66	65	56	80	70	79	74	55	59
28	North Concord / Martinez	286	295	319	301	320	320	294	263	313	358	332	316	293
35	Dougherty Valley	360	374	409	395	428	441	422	357	408	480	448	431	404
36	San Ramon / Dublin	233	249	244	253	248	262	229	197	229	256	242	236	222
91X	Concord Commuter Express	35	39	41	43	41	48	44	41	45	42	36	40	31
92X	Ace Shuttle Express	154	191	176	171	185	178	203	205	220	230	227	205	192
93X	Kirker Pass Express	149	213	220	231	234	233	236	245	229	238	250	214	201
95X	San Ramon / Danville Express	135	173	188	168	168	174	173	151	163	171	151	150	128
96X	Bishop Ranch Express	467	493	502	528	526	520	543	489	578	594	545	528	497
97X	Bishop Ranch Express	84	110	105	106	111	118	134	116	120	129	113	115	96
98X	Martinez Express	336	348	392	393	384	399	384	379	411	459	470	425	387
250 *	St Mary's College Gael Rail Shuttle	4	8	17	10	17	10			17	34	29	27	14
260 *	Cal State East Bay / Concord Bart	3	19	20	13	23	21	14			35	26	22	20
600's	Select Service	1,446	923	1,068	1,115	1,147	1,118	539	46	266	1,235	1,117	929	865
TOTALS		11,229	11,660	12,388	12,410	12,549	12,581	11,384	9,740	11,315	13,514	12,752	12,189	11,212

*NOTE: * Data comes from Link Operators ** These are seasonal routes*

Operations Data Summary

AVERAGE WEEKEND BOARDINGS TREND

Route	Destination Information	Dec-12	Jan-13	Feb-13	Mar-13	Apr-13	May-13	Jun-13	Jul-13	Aug-13	Sep-13	Oct-13	Nov-13	Dec-13
SATURDAY		<i>5 Days</i>	<i>4 Days</i>	<i>4 Days</i>	<i>5 Days</i>	<i>4 Days</i>	<i>4 Days</i>	<i>5 Days</i>	<i>4 Days</i>	<i>5 Days</i>	<i>4Days</i>	<i>4Days</i>	<i>5 Days</i>	<i>5 Days</i>
4	Walnut Creek Downtown Shuttle	788	534	581	601	595	556	611	698	604	570	470	619	482
4H **	Walnut Creek Extended Holiday Shuttle	145											18	86
6	Lafayette / Moraga / Orinda	116	95	120	122	150	136	62	64	81	171	123	132	65
250 *	St Mary's College Gael Rail Shuttle	14	26	31	33	48	21			5	63	50	41	16
301	Rossmoor / John Muir Medical Center	73	72	43	76	71	63	59	59	79	66	65	70	65
310	Concord Bart / Clayton Rd / Kirker Pass	474	361	443	432	394	453	427	396	428	429	424	428	335
311	Concord / Oak Grove / Treat Blvd / WC	269	211	261	231	264	243	234	233	260	240	251	258	214
314	Clayton Rd / Monument Blvd / PH	797	595	628	665	612	641	621	594	679	619	638	646	502
315	Concord / Willow Pass / Landana	79	55	59	61	56	55	52	52	59	54	68	67	56
316	Alhambra / Merello / Pleasant Hill	451	345	359	361	346	353	342	330	334	356	352	343	261
320	DVC / Concord	249	205	231	229	219	212	230	235	237	209	226	210	168
321	San Ramon / Walnut Creek	314	263	282	255	270	272	258	262	276	271	260	252	201
TOTALS		3,769	2,762	3,040	3,066	3,024	3,006	2,896	2,922	3,043	3,048	2,929	3,084	2,454

Route	Destination Information	Dec-12	Jan-13	Feb-13	Mar-13	Apr-13	May-13	Jun-13	Jul-13	Aug-13	Sep-13	Oct-13	Nov-13	Dec-13
SUNDAY		<i>5 Days</i>	<i>4 Days</i>	<i>4 Days</i>	<i>5 Days</i>	<i>4 Days</i>	<i>4 Days</i>	<i>5 Days</i>	<i>4 Days</i>	<i>4 Days</i>	<i>5 Days</i>	<i>5 Days</i>	<i>4 Days</i>	<i>4 Days</i>
4	Walnut Creek Downtown Shuttle	619	381	429	530	436	440	458	486	468	446	411	547	590
6	Lafayette / Moraga / Orinda	70	76	97	94	118	83	53	65	70	112	101	108	96
250 *	St Mary's College Gael Rail Shuttle	10	22	23	20	18	14			6	44	38	37	23
301	Rossmoor / John Muir Medical Center	71	51	39	34	61	47	52	51	46	67	55	61	74
310	Concord Bart / Clayton Rd / Kirker Pass	352	305	330	285	345	338	334	349	379	386	329	348	442
311	Concord / Oak Grove / Treat Blvd / WC	230	168	188	171	185	192	182	207	187	204	200	177	225
314	Clayton Rd / Monument Blvd / PH	553	426	447	420	429	432	422	454	534	499	438	480	597
315	Concord / Willow Pass / Landana	45	38	33	39	38	32	28	32	25	41	44	56	57
316	Alhambra / Merello / Pleasant Hill	308	210	245	223	243	256	242	233	249	278	264	277	330
320	DVC / Concord	177	126	164	142	140	151	163	140	187	163	115	153	195
321	San Ramon / Walnut Creek	234	171	191	173	198	189	195	198	216	183	193	194	229
TOTALS		2,670	1,973	2,187	2,130	2,211	2,176	2,130	2,215	2,367	2,425	2,187	2,438	2,857

NOTE: * Data comes from Link Operators ** These are seasonal routes

Routes 4H - 250 -260 (line #17 - 43 - #44) are hidden when not in service(UNHIDE lines when in service)

Route Description Summary

Route #	Description
1	Rossmoor Shopping Center, Tice Valley Blvd, Boulevard Wy, Oakland Blvd, Trinity Ave , BART Walnut Creek, Ygnacio Valley, Montego, John Muir Medical Center, N Wiget Ln, Shadelands Office Park
2	Rudgear Rd, Stewart Ave, Trotter Wy, Dapplegray Rd, Palmer Rd, Mountain View Blvd, San Miguel Dr, N & S California Blvd, BART Walnut Creek
4	BART Walnut Creek, N California Blvd, Locust St, Mt Diablo Blvd, Broadway Plaza, S Main St, Pringle Ave
4H	Walnut Creek Extended Holiday Service (November 27 thru December 31)
5	BART Walnut Creek, Rivieria Ave, Parkside Dr, N Civic Dr, N Broadway, Lincoln Ave, Mt Pisgah St, S Main St, Creekside Dr
6	BART Orinda, Orinda Village, Orinda Wy, Moraga Wy, Moraga Rd, St Marys Rd, St Mary's College, Mt Diablo Blvd, BART Lafayette
7	BART Pleasant Hill, Treat Blvd, Bancroft Rd, Ygnacio Valley Rd, Shadelands Office Park, Marchbanks, BART Walnut Creek, Riviera Ave, Buena Vista, Geary Rd
9	DVC, Contra Costa Blvd, Ellinwood Wy, JFK University, Gregory Ln, Cleaveland Rd, Boyd Rd, W Hookston Rd, Patterson Blvd, Oak Park Blvd, Coggins Dr, BART Pleasant Hill, N Main St, N California Blvd, BART Walnut Creek
10	BART Concord, Clayton Rd, Center St, Marsh Creek Rd
11	BART Concord, Port Chicago Highway, Salvio St, Mira Vista Terrace, Fry Wy, Clayton Rd, Market St, Meadow Ln, Oak Grove Rd, Treat Blvd, BART Pleasant Hill
14	BART Concord, Oak St, Laguna St, Detroit Ave, Monument Blvd, Mohr Ln, David Ave, Bancroft Rd, Treat Blvd, BART Pleasant Hill
15	BART Concord, Port Chicago Highway, Salvio St, Parkside Dr, Willow Pass Rd, Landana Dr, West St, Clayton Rd, Treat Blvd, BART Pleasant Hill, Oak Rd, N Civic Dr, Ygnacio Valley Rd, BART Walnut Creek
16	BART Concord, Oak St, Galindo St, Monument Blvd, Crescent Plaza, Cleaveland Rd, Gregory Ln, Pleasant Hill Rd, Alhambra Ave, Berrellesa St, Escobar St, Court St, Martinez Amtrak
17	BART Concord, Grant St, East St, Solano Wy, Olivera Rd, Port Chicago Highway, BART North Concord
18	BART Pleasant Hill, Oak Rd, Buskirk Ave, Crescent Plaza, Gregory Ln, Pleasant Hill Rd, Taylor Blvd, Morello Ave, Viking Dr, Contra Costa Blvd, DVC, Old Quarry Rd, Pacheco Blvd, Muir Rd, Arnold Dr, Morello, Pacheco Blvd, Martinez Amtrak
19	BART Concord, Galindo St, Concord Ave, Bisso Ln, Stanwell Dr, John Glenn Dr, Galaxy Wy, Diamond Blvd, Contra Costa Blvd, Pacheco Blvd, Martinez Amtrak
20	BART Concord, Grant St, Concord Blvd, Clayton Rd, Gateway Blvd, Willow Pass Rd, Sun Valley Blvd, Golf Club Rd, DVC
21	BART Walnut Creek, N & S California Blvd, Newell Ave, S Main St, Danville Blvd, Railroad Ave, San Ramon Valley Blvd, Danville Park & Ride, Camino Ramon, Fostoria Wy, San Ramon Transit Center
25	BART Lafayette, Mt Diablo Blvd, Highway 24, Highway 680, BART Walnut Creek
28	BART North Concord, Port Chicago Highway, Bates Ave, Commercial Cir, Pike Ln, Arnold Industrial Wy, Marsh Dr, Contra Costa Blvd, Chilpancingo Pkwy, Old Quarry Rd, DVC, Highway 680, Highway 4, Center Ave, VA Clinic, Howe Rd, Pacheco Blvd, Martinez Amtrak
35	BART Dublin, Dublin Blvd, Dougherty Rd, Bollinger Canyon Rd, E Branch Pkwy, Windemere Pkwy, Sunset Dr, Bishop Dr, Executive Pkwy, San Ramon Transit Center
36	BART Dublin, Dublin Blvd, Village Pkwy, Alcosta Blvd, Fircrest Ln, San Ramon Valley Blvd, Tareyton Ave, Bollinger Canyon Rd, Crow Canyon Rd, Executive Pkwy, San Ramon Transit Center
91X	BART Concord, Galindo St, Concord Ave, John Glenn Dr, Galaxy Wy, Chevron, Diamond Blvd, Willow Pass Rd, Gateway Blvd, Clayton Rd, Oak St
92X	Shadelands Office Park, Ygnacio Valley Rd, Highway 680, Danville Park & Ride, Crow Canyon Rd, Bishop Ranch 15, San Ramon Transit Center, Camino Ramon, ATT, Sunset Dr, Chevron, Ace Train Station Pleasanton
93X	BART Walnut Creek, Ygnacio Valley Rd, Shadelands Office Park, Oak Grove Rd, Kirker Pass Rode, Railroad Ave, Buchanan Rd, Somersville Rd, Fairview Dr, Delta Fair Blvd, Highway 4, Hillcrest Park & Ride
95X	BART Walnut Creek, Highway 680, Crow Canyon Pl, Fostoria Wy, Camino Ramon, San Ramon Transit Center
96X	BART Walnut Creek, Highway 680, Chevron, Bishop Ranch 1, Bishop Ranch 3, Bishop Ranch 6, San Ramon Transit Center, Bishop Ranch 15, Annabel Ln, Bishop Ranch 8, Bishop Dr, Sunset Dr
97X	BART Dublin, Highway 680, Highway 580, Chevron, Bishop Ranch 1, Bishop Ranch 3, Bishop Ranch 6, San Ramon Transit Center, Bishop Ranch 15, Annabel Ln, Bishop Ranch 8, Bishop Dr, Sunset Dr
98X	BART Walnut Creek, N Main St, Highway 680, Sun Valley Blvd, Contra Costa Blvd, Concord Ave, Diamond Blvd., Highway 680, Highway 4, Alhambra Ave, Berrellesa St, Escobar St, Court St, Martinez Amtrak
250	St Mary's College, St Marys Rd, Moraga Rd, Mt Diablo Blvd, BART Lafayette
260	Cal State, East Bay, Concord Bart

Route Description Summary

Route #	Description
301	Rossmoor Shopping Center, Tice Valley Blvd, Boulevard Wy, Oakland Blvd, Trinity Ave , BART Walnut Creek, Ygnacio Valley, Montego, John Muir Medical Center
310	Concord Bart, Clayton Rd, Kirker Pass
311	BART Concord, Port Chicago Highway, Salvio St, Mira Vista Terrace, Fry Wy, Clayton Rd, Market St, Meadow Ln, Oak Grove Rd, Treat Blvd, BART Pleasant Hill
314	Ayers Rd, Concord Blvd, Kirker Pass Rd, Clayton Rd, BART Concord, Oak St, Laguna St, Detroit Ave, Monument Blvd, Mohr Ln, David Ave, Crescent Plaza, Cleaveland Rd, Gregory Ln, Contra Costa Blvd, DVC
315	BART Concord, Port Chicago Highway, Salvio St, Parkside Dr, Willow Pass Rd, Landana Dr, West St, Clayton Rd
316	BART Pleasant Hill, Oak Rd, Buskirk Ave, Crescent Plaza, Gregory Ln, Contra Costa Blvd, Golf Club Rd, DVC, Old Quarry Rd, Pacheco Blvd, Muir Rd, Arnold Dr, Pacheco Blvd, Morrelo Ave, Martinez Amtrak, Berrellesa St, Alhambra Ave
320	BART Concord, Grant St, Concord Blvd, Clayton Rd, Gateway Blvd, Willow Pass Rd, Diamond Blvd, Concord Ave, Chilpancino Pkwy, Old Quarry Rd, DVC
321	BART Walnut Creek, N & S California Blvd, Newell Ave, S Main St, Danville Blvd, Railroad Ave, San Ramon Valley Blvd, Camino Ramon, Fostoria Wy, San Ramon Transit Center- Shops at BR.
601	N Civic Dr, Parkside Dr, Riveria Ave, BART Walnut Creek, Trinity Ave, Oakland Blvd, Boulevard Wy, Tice Valley Blvd, Meadow Rd, Castle Hill Rd, Danville Blvd, Hillgrade Ave., Crest Ave, Rossmoor Shopping Center
602	Walnut Blvd, Oro Valley Cir, Mountain View Blvd, Rudgear Rd, Stewart Ave, Trotter Wy, Dapplegray Rd, Palmer Rd, Mountain View Blvd, San Miguel Dr, N & S California Blvd, BART Walnut Creek
603	Camino Pablo, Moraga Rd, St Marys Rd, St Mary's College, Mt Diablo Blvd, BART Lafayette
605	N Civic Dr, N Broadway, Lincoln Ave, Mt Pisgah St, Newell Ave, Lilac Dr, S Main St, Creekside Dr
606	BART Orinda, Orinda Wy, Miner Rd, Honey Hill Rd, Via Las Cruces, Saint Stephens Dr, Orinda Woods Dr, Moraga Wy, Ivy Dr, Moraga Rd, St Marys Rd, St Mary's College, Mt Diablo Blvd, BART Lafayette
608	VA Clinic, Center Ave, Pacheco Blvd, Contra Costa Blvd, Chilpancino Pkwy, Old Quarry Rd, DVC
609	BART Walnut Creek, Ygnacio Valley Rd, Marchbanks Dr, Walnut Ave
610	BART Concord, Clayton Rd, Ayers Rd, Concord Blvd, Kirkwood Dr, Oakhurst Dr, Center St, Marsh Creek Rd, Mountaire Pkwy, Mountaire Cir
611	BART Concord, Port Chicago Highway, Salvio St, Mira Vista Terrace, Fry Wy, Clayton Rd, Market St, Meadow Ln, Oak Grove Rd, Treat Blvd, Bancroft Rd, Minert Rd
612	BART Concord, Clayton Rd, Ayers Rd, Concord Blvd, Kirker Pass Rd, Washington Blvd, Pennsylvania Blvd, Pine Hollow Rd, El Camino Dr, Michigan Blvd
613	Minert Rd, Oak Grove Rd, Monument Blvd, Detroit Ave, Laguna St, Oak St, BART Concord
614	BART Concord, Clayton Rd, Michigan Blvd, Pennsylvania Blvd, Pine Hollow Rd, El Camino Dr
615	Concord Blvd, Landana Dr., Willow Pass Rd., Parkside Dr., Salvio St., East St., clayton Rd., Oakland Ave., Mount Diablo St., BART Concord
616	Treat Blvd, Bancroft Rd, Minert Rd, Oak Grove Rd, Monument Blvd, San Miguel Rd, Galindo St, Oak St, BART Concord
619	Minert Rd, Oak Grove Rd, Monument Blvd, Mohr Ln, David Ave, Bancroft Rd, Treat Blvd, BART Pleasant Hill
622	Pine Valley Rd, Broadmoor Dr, Montevideo Dr, Alcosta Blvd, Crow Canyon Rd, Tassajara Ranch Rd, Camino Tassajara
623	Danville Blvd, Stone Valley Rd, Green Valley Rd, Diablo Rd, Hartz Ave, San Ramon Valley Blvd, Sycamore Valley Rd, Camino Tassajara, Tassajara Ranch Rd, Crow Canyon Rd, Anabel Ln
625	Rossmoor Shopping Center, Tice Valley Blvd, Olympic Blvd, Pleasant Hill Rd, Acalanes Ave, Stanley Blvd, Mt Diablo Blvd, BART Lafayette, Happy Valley Rd, Upper Happy Valley Rd, El Nido Ranch Rd, Hidden Valley Rd, Acalanes Rd
626	St Mary's College, St Marys Rd, Rohrer Dr, Moraga Rd, Mt Diablo Blvd, BART Lafayette, Happy Valley Rd, Upper Happy Valley Rd, El Nido Ranch Rd, Hidden Valley Rd, Acalanes Rd
627	BART North Concord, Port Chicago Highway, Bates Ave, Mason Cir
635	Bollinger Canyon Rd, Dougherty Rd, Crow Canyon Rd, Tassajara Ranch Rd, Camino Tassajara, Lusitano St, Charbray St
636	San Ramon Transit Center, Executive Pkwy, Crow Canyon Rd, Bollinger Canyon Rd, San Ramon Valley Blvd, Broadmoor Dr, Alcosta Blvd, Fircrest Ln, Village Pkwy, Dublin Blvd, BART Dublin
649	DVC, Galaxy Way / Meridian Park Blvd ,Concord BART