

Agenda Item 7.a

TO: O&S Committee

DATE: July 14, 2014

FROM: Anne Muzzini
Director of Planning & Marketing

SUBJ: Fixed Route Reports

Fixed Route Operating Reports for June 2014

1. Monthly Boarding's Data

The following represent the numbers that are most important to staff in evaluating the performance of the fixed route system.

	FY 2014		
<u>Title</u>	<u>Current Month</u>	<u>YTD Avg</u>	<u>Annual Goal</u>
Total Passengers	258,029		
Average Weekday	11,192	11,969	
Pass/Rev Hour	14.3	14.9	Standard Goal > 17.0
Missed Trips	0.18%	0.13%	Standard Goal < 0.25%
Miles between Road Calls	26,480	25,206	Standard Goal > 18,000

* Based on current standards from updated SRTP

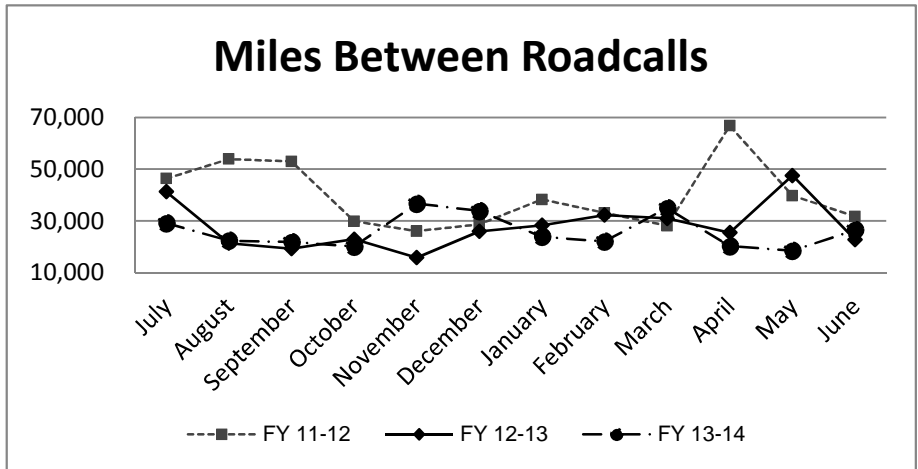
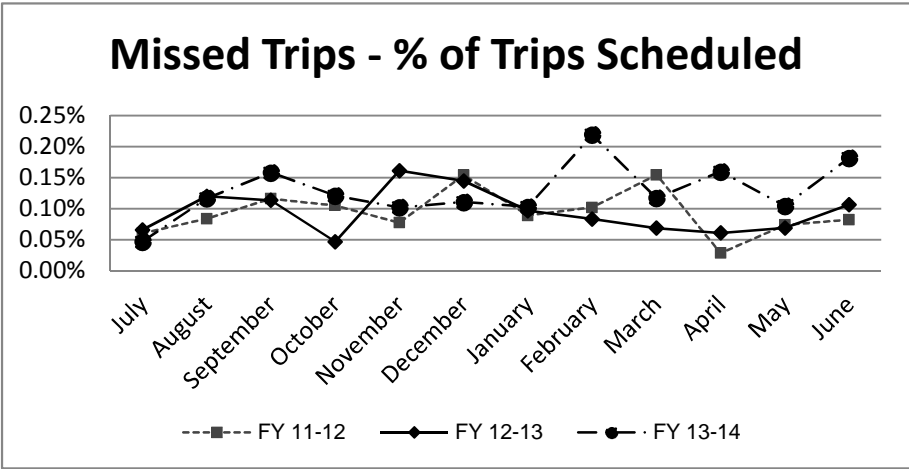
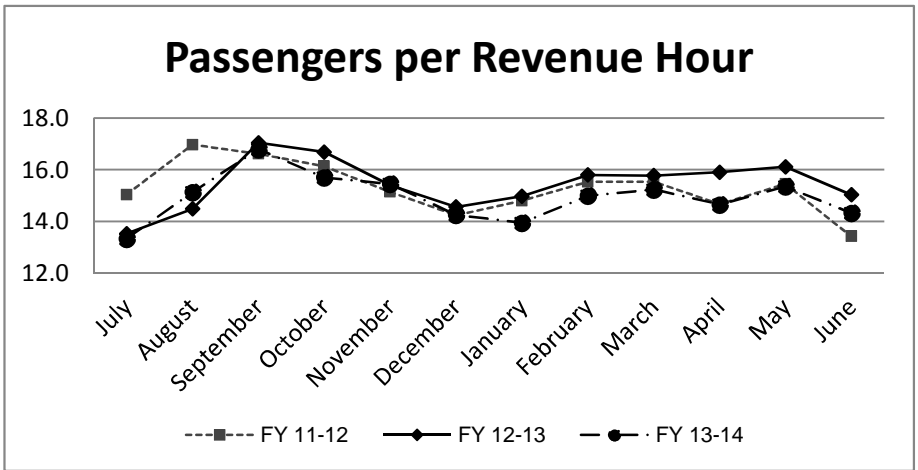
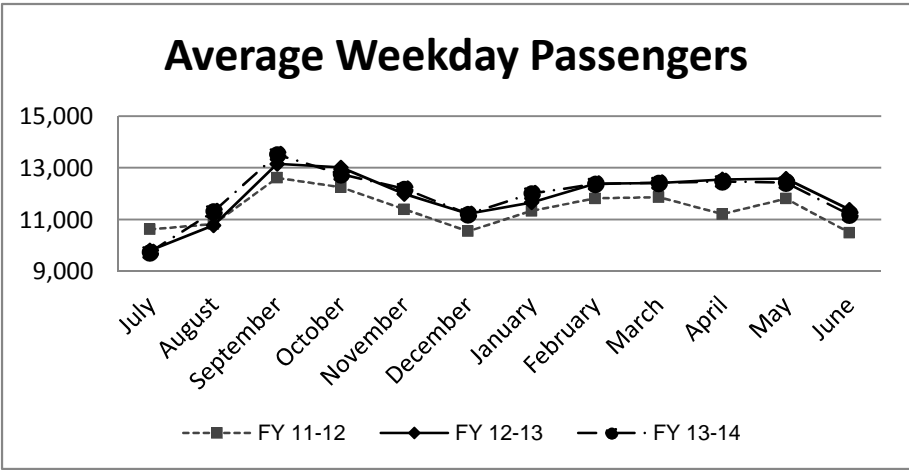
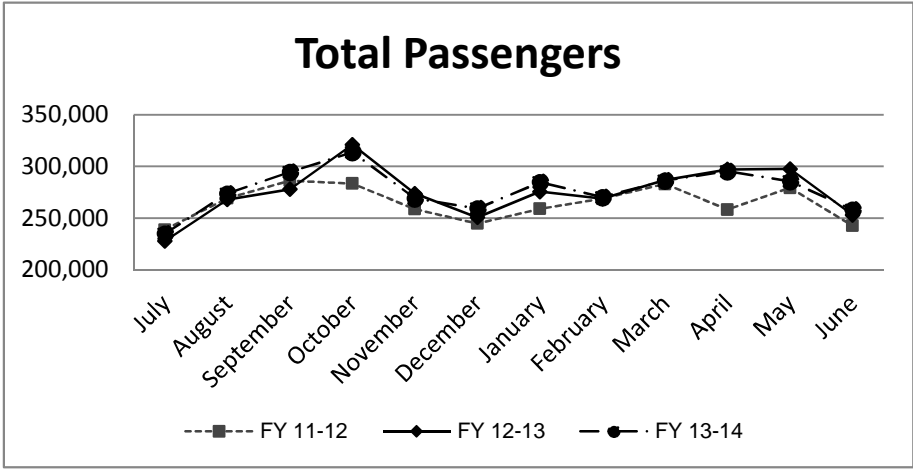
Analysis

Average weekday ridership was slightly lower in June (11,192 passengers) than May (12,429 passengers) and slightly lower than June of last year (11,384 passengers). We usually see a drop in ridership in the summer when school is out.

Passengers per hour in June was 14.3, a decrease from 15.4 in May and a decrease from June 2013 when passengers per hour was 15.0.

The percentage of missed trips in June was 0.18%. An increase from the prior month (0.10%). The YTD average is 0.13% missed trips.

The number of miles between roadcalls was 26,480 miles in May, higher than the prior month in which there were 18,481 miles between roadcalls. The 12 month average is 25,206 miles between roadcalls.



**TRANSPORTATION and MAINTANCE
Operation Data Summary**

TRANSPORTATION	2013 June	2013 July	2013 August	2013 September	2013 October	2013 November	2013 December	2014 January	2014 February	2014 March	2014 April	2014 May	2014 June	12 Month TOTALS
Number of Buses	121	121	121	121	121	121	121	121	121	121	121	121	121	121
Totals Hub Miles	250,775	262,014	268,767	262,361	301,762	256,603	270,672	286,271	265,243	279,341	282,946	277,215	277,215	3,541,185
Work Days	30	30	31	29	31	29	30	30	28	31	30	30	30	389
Revenue Hours	16,821	17,615	18,080	17,542	19,964	17,407	18,183	20,408	17,773	18,785	20,149	18,588	18,010	239,325
Operator Pay Hours	30,920	32,893	34,577	30,523	32,162	31,322	35,582	35,800	31,009	33,389	30,333	31,920	32,106	422,536
Number of Operators	167	177	175	174	170	170	170	167	173	172	169	167	167	171
Unscheduled Absences	355	500	472	327	413	306	284	399	341	390	341	302	302	4,732
FT Protection	68	87	73	51	53	56	71	47	32	40	23	33	33	667
Worker Comp.	90	179	167	126	110	79	71	119	99	121	124	105	105	1,495
Sick leave	197	234	232	150	250	171	142	233	210	229	194	164	164	2,570
Collision Accidents	4	2	8	8	8	8	6	8	4	3	6	5	5	75
Passenger Accidents	14	11	16	9	12	12	15	10	15	14	11	17	17	173
Total Chargeable Collisions	1	1	4	4	5	0	2	4	4	1	1	2	2	31
Chargeable/100K Miles	0.39	0.38	1.48	1.52		0.00	0.73	1.39	1.50	0.35	0.35	0.72	0.72	0.87
Number of Trips Scheduled	22,542	23,574	24,001	22,781	25,613	22,546	23,490	24,313	22,365	23,931	24,454	23,931	23,931	307,472
Number of Trips Missed	24	11	28	36	31	23	26	25	49	28	39	25	25	370
Of Trips Scheduled - % Missed	0.11%	0.05%	0.12%	0.16%	0.12%	0.10%	0.11%	0.10%	0.22%	0.12%	0.16%	0.10%	0.10%	0.12%
Of Trips Missed - Mechanical	17	9	14	19	16	15	18	13	22	19	22	19	19	222
On Time Performance %	89%	88%	87%	81%	78%	75%	86%	87%	76%	80%	86%	85%	85%	83%
MAINTENANCE														
A/C Operative - Avg. %	100%	100%	100%	100%	100%	100%	100%	100%	100%	100%	100%	100%	100%	100%
Lifts Operative - Ave %	100%	100%	100%	100%	100%	100%	100%	100%	100%	100%	100%	100%	100%	100%
PM Complete on Schedule	100%	100%	100%	100%	100%	100%	100%	100%	100%	100%	100%	100%	100%	100%
Total Road Calls	15	13	14	12	16	10	14	19	12	13	22	20	20	200
Road Calls for Mechanical	13	9	12	12	14	7	8	12	6	8	14	15	15	145
Road Calls for Other	2	4	2	0	2	3	6	7	6	5	8	5	5	55
Miles Between Mechanical Road Calls														
Bus Numbers														
100 - 199	8,063	7,629	10,343	11,137	12,306	7,427	9,542	9,625	9,986	12,246	12,398	10,161	6,002	
200 - 299	8,759	28,818	33,816	29,326	36,386	29,078	14,873	30,841	31,361	34,024	30,978	15,263	26,758	
300 - 399	11,555	931	9,038	35,160	9,806	12,039	41,728	18,804	31,694	12,416	37,733	11,733	11,332	
400 - 499	26,148	26,857	28,227	10,192	16,430	31,221	33,034	11,887	31,638	34,102	8,568	32,411	33,712	
500 - 519	24,414	53,173	26,923	16,944	19,622	47,331	46,279	17,072	12,187	51,811	25,746	13,110	24,631	
900 - 939	43,530	43,003	28,937	20,583	23,843	41,665	22,186	33,256	22,669	28,821	18,752	22,842	22,236	
1300-1309	19,734	23,009	19,574	22,999	26,748	22,099	21,599	21,552	10,570	23,447	22,316	25,107	26,128	
Fleet Avg.	22,798	29,113	22,397	21,863	21,554	36,658	33,834	23,856	22,104	34,918	20,210	18,481	18,481	1
Maintenance Pay Hours	4,201	4,074	4,239	4,165	3,076	3,938	3,972	4,095	4,098	4,385	4,135	4,143	4,143	52,664
No. Maint. Employees	26	25	25	25	25	25	25	23	24	24	25	23	23	24
Maint. Emps/100K Miles	10	10	9	10	8	10	9	8	9	9	9	8	8	1
Unscheduled Absences	1	1	4	2	6	4	1	3	0	2	3	2	2	2

Note: Some statistics may not be available (n/a) at this time. These will be brought current in future reports.

MONTHLY BOARDINGS
Operations Data Summary

Fixed Route Boardings		Passengers by Revenue Hrs/Miles			Service Days		Fiscal YTD Comparison Passenger Boardings			
June 2014 - Fixed Route Boardings	258,029	Revenue Hours -	June 2014	18,010	Weekdays - June 14	21	Fiscal 2014 YTD	3,328,558		
			June 2013	16,821	June 13	21				
Events:		Revenue Miles -	June 2014	199,104	Saturdays - June 14	5	Fiscal 2013YTD	3,043,952		
			June 2013	187,833	June 13	5				
					Sundays - June 14	5				
					June 13	4				
June 2014 Total Boardings	258,029	Passengers per Mile			1.3	Total Days - 2014		31	YTD Trend	9.3%
June 2013 Total Boardings	252,811	Passengers per Hour			14.33	2013		30	Monthly Trend	2.1%

June 2014 Fixed Route Passenger Total						June 2014 Weekday Average	June 2014 Passengers per Revenue Hour
Route	Destination Information	Weekday	Saturday	Sunday	Total		
1	Rossmoor / Shadelands	6,266			6,266	298	11.3
2	Rudgear / Walnut Creek	980			980	47	6.5
4	Walnut Creek Downtown Shuttle	17,961	2,243	2,147	22,352	855	24.4
5	Creekside / Walnut Creek	1,402			1,402	67	7.8
6	Lafayette / Moraga / Orinda	6,786	243	266	7,295	323	9.5
7	Shadelands / Pleasant Hill / Walnut Creek	4,069			4,069	194	5.8
9	DVC / Walnut Creek	10,748			10,748	512	12.2
10	Concord / Clayton Rd	21,782			21,782	1,037	21.6
11	Treat Blvd / Oak Grove	6,303			6,303	300	15.5
14	Monument Blvd	11,996			11,996	571	14.4
15	Treat Boulevard	10,050			10,050	479	15.3
16	Alhambra Ave / Monument Blvd	15,130			15,130	720	13.9
17	Olivera/Solano / Salvio / North Concord	5,628			5,628	268	14.3
18	Amtrak / Merello / Pleasant Hill	8,523			8,523	406	12.6
19	Amtrak / Pacheco Blvd / Concord	2,962			2,962	141	10.2
20	DVC / Concord	21,258			21,258	1,012	20.7
21	Walnut Creek / San Ramon Transit Center	12,188			12,188	580	11.9
25	Lafayette / Walnut Creek	1,368			1,368	65	6.6
28	North Concord / Martinez	6,197			6,197	295	9.8
35	Dougherty Valley	9,319			9,319	444	13.3
36	San Ramon / Dublin	5,045			5,045	240	8.6
91X	Concord Commuter Express	846			846	40	9.2
92X	Ace Shuttle Express	4,896			4,896	233	19.7
93X	Kirker Pass Express	4,259			4,259	203	13.6
95X	San Ramon / Danville Express	3,714			3,714	177	17.6
96X	Bishop Ranch Express	12,759			12,759	608	17.9
97X	Bishop Ranch Express	2,560			2,560	122	11.5
98X	Martinez Express	7,466			7,466	356	13.4
250 *	Gael Rail Service	0			0	0	0.0
260 *	Cal State East Bay / Concord Bart	195			195	11	1.3
301	Rossmoor / John Muir Medical Center		239	280	519	0	6.6
310	Concord Bart / Clayton Rd / Kirker Pass		1,742	1,832	3,574	0	28.4
311	Concord / Oak Grove / Treat Blvd / WC		961	1,099	2,061	0	15.1
314	Clayton Rd / Monument Blvd / PH		2,554	2,352	4,906	0	20.0
315	Concord / Willow Pass / Landana		242	192	433	0	7.2
316	Alhambra / Merello / Pleasant Hill		1,352	1,281	2,632	0	14.2
320	DVC / Concord		978	860	1,837	0	16.5
321	San Ramon / Walnut Creek		1,070	1,062	2,132	0	11.2
600's	Select Service	12,076			12,076	575	23.1
ALAMO *	Alamo Creek / BART Walnut Creek	303			303	14	1.8
TOTALS		235,036	11,623	11,370	258,029	11,192	14.3

* Data from Link ** Seasonal Route

Operations Data Summary

JUNE 2014 PRODUCTIVITY

(sorted by Pass / Rev Hr - decending order)

Route	Destination Information	Total	Wkday Avg	Passenger / Rev Hr
310	Concord Bart / Clayton Rd / Kirker Pass	3,574	0	28.4
4	Walnut Creek Downtown Shuttle	22,352	855	24.4
600's	Select Service	12,076	575	23.1
10	Concord / Clayton Rd	21,782	1,037	21.6
20	DVC / Concord	21,258	1,012	20.7
314	Clayton Rd / Monument Blvd / Pleasant Hill	4,906	0	20.0
92X	Ace Shuttle Express	4,896	233	19.7
96X	Bishop Ranch Express	12,759	608	17.9
95X	San Ramon / Danville Express	3,714	177	17.6
320	DVC / Concord	1,837	0	16.5
11	Treat Blvd / Oak Grove	6,303	300	15.5
15	Treat Boulevard	10,050	479	15.3
311	Concord / Oak Grove / Treat Blvd / Walnut Creek	2,061	0	15.1
14	Monument Blvd	11,996	571	14.4
17	Olivera/Solano / Salvio / North Concord	5,628	268	14.3
316	Alhambra / Merello / Pleasant Hill	2,632	0	14.2
16	Alhambra Ave / Monument Blvd	15,130	720	13.9
93X	Kirker Pass Express	4,259	203	13.6
98X	Martinez Express	7,466	356	13.4
35	Dougherty Valley	9,319	444	13.3
18	Amtrak / Merello / Pleasant Hill	8,523	406	12.6
9	DVC / Walnut Creek	10,748	512	12.2
21	Walnut Creek / San Ramon Transit Center	12,188	580	11.9
97X	Bishop Ranch Express	2,560	122	11.5
1	Rossmoor / Shadelands	6,266	298	11.3
321	San Ramon / Walnut Creek	2,132	0	11.2
19	Amtrak / Pacheco Blvd / Concord	2,962	141	10.2
28	North Concord / Martinez	6,197	295	9.8
6	Lafayette / Moraga / Orinda / Orinda Village	7,295	323	9.5
91X	Concord Commuter Express	846	40	9.2
36	San Ramon / Dublin	5,045	240	8.6
5	Creekside / Walnut Creek	1,402	67	7.8
315	Concord / Willow Pass / Landana	433	0	7.2
301	Rossmoor / John Muir Medical Center	519	0	6.6
25	Lafayette / Walnut Creek	1,368	65	6.6
2	Rudgear / Walnut Creek	980	47	6.5
7	Shadelands / Pleasant Hill / Walnut Creek	4,069	194	5.8
ALAMO *	Alamo Creek / BART Walnut Creek	303	14	1.8
260 *	Cal State East Bay / Concord Bart	195	11	1.3

NOTE: * Data comes from Link Operators

** These are seasonal routes

Operations Data Summary

AVERAGE WEEKDAY BOARDINGS TREND

Route	Destination Information	Jun-13	Jul-13	Aug-13	Sep-13	Oct-13	Nov-13	Dec-13	Jan-14	Feb-14	Mar-14	Apr-14	May-14	Jun-14
1	Rossmoor / Shadelands	338	287	310	320	309	301	271	273	290	295	310	300	298
2	Rudgear / Walnut Creek	60	44	55	65	57	62	51	52	53	51	54	53	47
4	Walnut Creek Downtown Shuttle	1,002	803	998	923	798	932	884	862	846	855	835	855	855
4H **	Walnut Creek Extended Holiday Shuttle						26	30				0	0	0
5	Creekside / Walnut Creek	73	68	78	79	87	80	78	58	69	66	65	66	67
6	Lafayette / Moraga / Orinda	309	248	316	528	449	436	378	447	445	461	413	432	323
7	Shadelands / Pleasant Hill / Walnut Creek	246	219	239	231	206	210	186	206	219	214	206	196	194
9	DVC / Walnut Creek	539	499	556	626	570	551	512	522	549	545	546	523	512
10	Concord / Clayton Rd	997	878	1,045	1,154	1,104	1,086	1,008	1,030	1,037	1,094	1,079	1,118	1,037
11	Treat Blvd / Oak Grove	302	241	277	329	332	286	267	300	302	319	317	306	300
14	Monument Blvd	644	558	621	651	638	626	568	569	586	590	604	600	571
15	Treat Boulevard	488	468	459	565	579	507	478	531	520	550	533	564	479
16	Alhambra Ave / Monument Blvd	694	639	680	744	743	716	656	695	691	727	724	762	720
17	Olivera/Solano / Salvio / North Concord	244	232	250	287	260	245	234	229	248	249	256	259	268
18	Amtrak / Merello / Pleasant Hill	417	353	426	544	498	483	436	459	474	470	512	466	406
19	Amtrak / Pacheco Blvd / Concord	145	119	137	149	149	138	121	145	137	138	126	137	141
20	DVC / Concord	1,019	956	1,218	1,387	1,324	1,252	1,106	1,212	1,286	1,190	1,261	1,150	1,012
21	Walnut Creek / San Ramon Transit Center	606	561	595	644	611	608	562	584	585	596	608	609	580
25	Lafayette / Walnut Creek	56	80	70	79	74	55	59	59	67	68	74	69	65
28	North Concord / Martinez	294	263	313	358	332	316	293	356	346	349	331	317	295
35	Dougherty Valley	422	357	408	480	448	431	404	433	449	451	472	476	444
36	San Ramon / Dublin	229	197	229	256	242	236	222	233	250	250	236	257	240
91X	Concord Commuter Express	44	41	45	42	36	40	31	38	37	41	43	41	40
92X	Ace Shuttle Express	203	205	220	230	227	205	192	218	230	219	206	211	233
93X	Kirker Pass Express	236	245	229	238	250	214	201	223	244	239	234	226	203
95X	San Ramon / Danville Express	173	151	163	171	151	150	128	167	162	161	171	176	177
96X	Bishop Ranch Express	543	489	578	594	545	528	497	550	584	599	623	581	608
97X	Bishop Ranch Express	134	116	120	129	113	115	96	110	111	112	115	108	122
98X	Martinez Express	384	379	411	459	470	425	387	426	429	424	428	410	356
250 *	St Mary's College Gael Rail Shuttle			17	34	29	27	14	16	18	22	15	13	0
260 *	Cal State East Bay / Concord Bart	14			35	26	22	20	20	20	13	18	14	11
600's	Select Service	539	46	266	1,235	1,117	929	865	1,000	1,096	1,069	1,065	1,136	575
ALAMO *	Alamo Creek / BART Walnut Creek									11	10	11	10	14
TOTALS		11,384	9,740	11,315	13,514	12,752	12,189	11,212	12,008	12,375	12,422	12,479	12,429	11,224

NOTE: * Data comes from Link Operators ** These are seasonal routes

Operations Data Summary

AVERAGE WEEKEND BOARDINGS TREND

Route	Destination Information	Jun-13	Jul-13	Aug-13	Sep-13	Oct-13	Nov-13	Dec-13	Jan-14	Feb-14	Mar-14	Apr-14	May-14	Jun-14
SATURDAY		<i>5 Days</i>	<i>4 Days</i>	<i>5 Days</i>	<i>4Days</i>	<i>4Days</i>	<i>5 Days</i>	<i>5 Days</i>	<i>4Days</i>	<i>4Days</i>	<i>5 Days</i>	<i>4 Days</i>	<i>5 Days</i>	<i>4 Days</i>
4	Walnut Creek Downtown Shuttle	611	698	604	570	470	619	482	566	498	510	539	539	561
4H **	Walnut Creek Extended Holiday Shuttle						18	86						
6	Lafayette / Moraga / Orinda	62	64	81	171	123	132	65	114	122	138	115	104	61
250 *	St Mary's College Gael Rail Shuttle			5	63	50	41	16	36	36	33	23	25	
301	Rossmoor / John Muir Medical Center	59	59	79	66	65	70	65	68	78	60	77	75	60
310	Concord Bart / Clayton Rd / Kirker Pass	427	396	428	429	424	428	335	441	418	429	424	438	435
311	Concord / Oak Grove / Treat Blvd / WC	234	233	260	240	251	258	214	263	234	255	272	248	240
314	Clayton Rd / Monument Blvd / PH	621	594	679	619	638	646	502	589	564	641	641	651	639
315	Concord / Willow Pass / Landana	52	52	59	54	68	67	56	55	66	65	82	63	60
316	Alhambra / Merello / Pleasant Hill	342	330	334	356	352	343	261	359	312	338	324	344	338
320	DVC / Concord	230	235	237	209	226	210	168	225	201	218	238	247	244
321	San Ramon / Walnut Creek	258	262	276	271	260	252	201	267	243	252	284	264	267
TOTALS		2,896	2,922	3,043	3,048	2,929	3,084	2,454	2,982	2,771	2,938	3,019	2,998	2,906

Route	Destination Information	Jun-13	Jul-13	Aug-13	Sep-13	Oct-13	Nov-13	Dec-13	Jan-14	Feb-14	Mar-14	Apr-14	May-14	Jun-14
SUNDAY		<i>5 Days</i>	<i>4 Days</i>	<i>4 Days</i>	<i>5 Days</i>	<i>5 Days</i>	<i>4 Days</i>	<i>4 Days</i>	<i>4 Days</i>	<i>4 Days</i>	<i>5 Days</i>	<i>4 Days</i>	<i>4 Days</i>	<i>5 Days</i>
4	Walnut Creek Downtown Shuttle	458	486	468	446	411	547	590	391	354	373	376	425	429
6	Lafayette / Moraga / Orinda	53	65	70	112	101	108	96	96	99	96	98	90	53
250 *	St Mary's College Gael Rail Shuttle			6	44	38	37	23	23	26	25	21	22	
301	Rossmoor / John Muir Medical Center	52	51	46	67	55	61	74	41	46	35	66	53	56
310	Concord Bart / Clayton Rd / Kirker Pass	334	349	379	386	329	348	442	358	323	347	368	383	366
311	Concord / Oak Grove / Treat Blvd / WC	182	207	187	204	200	177	225	182	176	184	202	202	220
314	Clayton Rd / Monument Blvd / PH	422	454	534	499	438	480	597	433	399	442	404	456	470
315	Concord / Willow Pass / Landana	28	32	25	41	44	56	57	45	46	55	48	57	38
316	Alhambra / Merello / Pleasant Hill	242	233	249	278	264	277	330	240	213	233	249	276	256
320	DVC / Concord	163	140	187	163	115	153	195	140	125	147	157	155	172
321	San Ramon / Walnut Creek	195	198	216	183	193	194	229	189	177	189	183	211	212
TOTALS		2,130	2,215	2,367	2,425	2,187	2,438	2,857	2,138	1,985	2,125	2,170	2,330	2,274

NOTE: * Data comes from Link Operators ** These are seasonal routes

Route Description Summary

Route #	Description
1	Rossmoor Shopping Center, Tice Valley Blvd, Boulevard Wy, Oakland Blvd, Trinity Ave , BART Walnut Creek, Ygnacio Valley, Montego, John Muir Medical Center, N Wiget Ln, Shadelands Office Park
2	Rudgear Rd, Stewart Ave, Trotter Wy, Dapplegray Rd, Palmer Rd, Mountain View Blvd, San Miguel Dr, N & S California Blvd, BART Walnut Creek
4	BART Walnut Creek, N California Blvd, Locust St, Mt Diablo Blvd, Broadway Plaza, S Main St, Pringle Ave
4H	Walnut Creek Extended Holiday Service (November 27 thru December 31)
5	BART Walnut Creek, Rivieria Ave, Parkside Dr, N Civic Dr, N Broadway, Lincoln Ave, Mt Pisgah St, S Main St, Creekside Dr
6	BART Orinda, Orinda Village, Orinda Wy, Moraga Wy, Moraga Rd, St Marys Rd, St Mary's College, Mt Diablo Blvd, BART Lafayette
7	BART Pleasant Hill, Treat Blvd, Bancroft Rd, Ygnacio Valley Rd, Shadelands Office Park, Marchbanks, BART Walnut Creek, Riviera Ave, Buena Vista, Geary Rd
9	DVC, Contra Costa Blvd, Ellinwood Wy, JFK University, Gregory Ln, Cleaveland Rd, Boyd Rd, W Hookston Rd, Patterson Blvd, Oak Park Blvd, Coggins Dr, BART Pleasant Hill, N Main St, N California Blvd, BART Walnut Creek
10	BART Concord, Clayton Rd, Center St, Marsh Creek Rd
11	BART Concord, Port Chicago Highway, Salvio St, Mira Vista Terrace, Fry Wy, Clayton Rd, Market St, Meadow Ln, Oak Grove Rd, Treat Blvd, BART Pleasant Hill
14	BART Concord, Oak St, Laguna St, Detroit Ave, Monument Blvd, Mohr Ln, David Ave, Bancroft Rd, Treat Blvd, BART Pleasant Hill
15	BART Concord, Port Chicago Highway, Salvio St, Parkside Dr, Willow Pass Rd, Landana Dr, West St, Clayton Rd, Treat Blvd, BART Pleasant Hill, Oak Rd, N Civic Dr, Ygnacio Valley Rd, BART Walnut Creek
16	BART Concord, Oak St, Galindo St, Monument Blvd, Crescent Plaza, Cleaveland Rd, Gregory Ln, Pleasant Hill Rd, Alhambra Ave, Berrellesa St, Escobar St, Court St, Martinez Amtrak
17	BART Concord, Grant St, East St, Solano Wy, Olivera Rd, Port Chicago Highway, BART North Concord
18	BART Pleasant Hill, Oak Rd, Buskirk Ave, Crescent Plaza, Gregory Ln, Pleasant Hill Rd, Taylor Blvd, Morello Ave, Viking Dr, Contra Costa Blvd, DVC, Old Quarry Rd, Pacheco Blvd, Muir Rd, Arnold Dr, Morello, Pacheco Blvd, Martinez Amtrak
19	BART Concord, Galindo St, Concord Ave, Bisso Ln, Stanwell Dr, John Glenn Dr, Galaxy Wy, Diamond Blvd, Contra Costa Blvd, Pacheco Blvd, Martinez Amtrak
20	BART Concord, Grant St, Concord Blvd, Clayton Rd, Gateway Blvd, Willow Pass Rd, Sun Valley Blvd, Golf Club Rd, DVC
21	BART Walnut Creek, N & S California Blvd, Newell Ave, S Main St, Danville Blvd, Railroad Ave, San Ramon Valley Blvd, Danville Park & Ride, Camino Ramon, Fostoria Wy, San Ramon Transit Center
25	BART Lafayette, Mt Diablo Blvd, Highway 24, Highway 680, BART Walnut Creek
28	BART North Concord, Port Chicago Highway, Bates Ave, Commercial Cir, Pike Ln, Arnold Industrial Wy, Marsh Dr, Contra Costa Blvd, Chilpancingo Pkwy, Old Quarry Rd, DVC, Highway 680, Highway 4, Center Ave, VA Clinic, Howe Rd, Pacheco Blvd, Martinez Amtrak
35	BART Dublin, Dublin Blvd, Dougherty Rd, Bollinger Canyon Rd, E Branch Pkwy, Windemere Pkwy, Sunset Dr, Bishop Dr, Executive Pkwy, San Ramon Transit Center
36	BART Dublin, Dublin Blvd, Village Pkwy, Alcosta Blvd, Fircrest Ln, San Ramon Valley Blvd, Tareyton Ave, Bollinger Canyon Rd, Crow Canyon Rd, Executive Pkwy, San Ramon Transit Center
91X	BART Concord, Galindo St, Concord Ave, John Glenn Dr, Galaxy Wy, Chevron, Diamond Blvd, Willow Pass Rd, Gateway Blvd, Clayton Rd, Oak St
92X	Shadelands Office Park, Ygnacio Valley Rd, Highway 680, Danville Park & Ride, Crow Canyon Rd, Bishop Ranch 15, San Ramon Transit Center, Camino Ramon, ATT, Sunset Dr, Chevron, Ace Train Station Pleasanton
93X	BART Walnut Creek, Ygnacio Valley Rd, Shadelands Office Park, Oak Grove Rd, Kirker Pass Rode, Railroad Ave, Buchanan Rd, Somersville Rd, Fairview Dr, Delta Fair Blvd, Highway 4, Hillcrest Park & Ride
95X	BART Walnut Creek, Highway 680, Crow Canyon Pl, Fostoria Wy, Camino Ramon, San Ramon Transit Center
96X	BART Walnut Creek, Highway 680, Chevron, Bishop Ranch 1, Bishop Ranch 3, Bishop Ranch 6, San Ramon Transit Center, Bishop Ranch 15, Annabel Ln, Bishop Ranch 8, Bishop Dr, Sunset Dr
97X	BART Dublin, Highway 680, Highway 580, Chevron, Bishop Ranch 1, Bishop Ranch 3, Bishop Ranch 6, San Ramon Transit Center, Bishop Ranch 15, Annabel Ln, Bishop Ranch 8, Bishop Dr, Sunset Dr
98X	BART Walnut Creek, N Main St, Highway 680, Sun Valley Blvd, Contra Costa Blvd, Concord Ave, Diamond Blvd., Highway 680, Highway 4, Alhambra Ave, Berrellesa St, Escobar St, Court St, Martinez Amtrak
250	St Mary's College, St Marys Rd, Moraga Rd, Mt Diablo Blvd, BART Lafayette
260	Cal State, East Bay, Concord Bart

Route Description Summary

Route #	Description
301	Rossmoor Shopping Center, Tice Valley Blvd, Boulevard Wy, Oakland Blvd, Trinity Ave , BART Walnut Creek, Ygnacio Valley, Montego, John Muir Medical Center
310	Concord Bart, Clayton Rd, Kirker Pass
311	BART Concord, Port Chicago Highway, Salvio St, Mira Vista Terrace, Fry Wy, Clayton Rd, Market St, Meadow Ln, Oak Grove Rd, Treat Blvd, BART Pleasant Hill
314	Ayers Rd, Concord Blvd, Kirker Pass Rd, Clayton Rd, BART Concord, Oak St, Laguna St, Detroit Ave, Monument Blvd, Mohr Ln, David Ave, Crescent Plaza, Cleaveland Rd, Gregory Ln, Contra Costa Blvd, DVC
315	BART Concord, Port Chicago Highway, Salvio St, Parkside Dr, Willow Pass Rd, Landana Dr, West St, Clayton Rd
316	BART Pleasant Hill, Oak Rd, Buskirk Ave, Crescent Plaza, Gregory Ln, Contra Costa Blvd, Golf Club Rd, DVC, Old Quarry Rd, Pacheco Blvd, Muir Rd, Arnold Dr, Pacheco Blvd, Morrelo Ave, Martinez Amtrak, Berrellesa St, Alhambra Ave
320	BART Concord, Grant St, Concord Blvd, Clayton Rd, Gateway Blvd, Willow Pass Rd, Diamond Blvd, Concord Ave, Chilpancino Pkwy, Old Quarry Rd, DVC
321	BART Walnut Creek, N & S California Blvd, Newell Ave, S Main St, Danville Blvd, Railroad Ave, San Ramon Valley Blvd, Camino Ramon, Fostoria Wy, San Ramon Transit Center- Shops at BR.
601	N Civic Dr, Parkside Dr, Riveria Ave, BART Walnut Creek, Trinity Ave, Oakland Blvd, Boulevard Wy, Tice Valley Blvd, Meadow Rd, Castle Hill Rd, Danville Blvd, Hillgrade Ave., Crest Ave, Rossmoor Shopping Center
602	Walnut Blvd, Oro Valley Cir, Mountain View Blvd, Rudgear Rd, Stewart Ave, Trotter Wy, Dapplegray Rd, Palmer Rd, Mountain View Blvd, San Miguel Dr, N & S California Blvd, BART Walnut Creek
603	Camino Pablo, Moraga Rd, St Marys Rd, St Mary's College, Mt Diablo Blvd, BART Lafayette
605	N Civic Dr, N Broadway, Lincoln Ave, Mt Pisgah St, Newell Ave, Lilac Dr, S Main St, Creekside Dr
606	BART Orinda, Orinda Wy, Miner Rd, Honey Hill Rd, Via Las Cruces, Saint Stephens Dr, Orinda Woods Dr, Moraga Wy, Ivy Dr, Moraga Rd, St Marys Rd, St Mary's College, Mt Diablo Blvd, BART Lafayette
608	VA Clinic, Center Ave, Pacheco Blvd, Contra Costa Blvd, Chilpancino Pkwy, Old Quarry Rd, DVC
609	BART Walnut Creek, Ygnacio Valley Rd, Marchbanks Dr, Walnut Ave
610	BART Concord, Clayton Rd, Ayers Rd, Concord Blvd, Kirkwood Dr, Oakhurst Dr, Center St, Marsh Creek Rd, Mountaire Pkwy, Mountaire Cir
611	BART Concord, Port Chicago Highway, Salvio St, Mira Vista Terrace, Fry Wy, Clayton Rd, Market St, Meadow Ln, Oak Grove Rd, Treat Blvd, Bancroft Rd, Minert Rd
612	BART Concord, Clayton Rd, Ayers Rd, Concord Blvd, Kirker Pass Rd, Washington Blvd, Pennsylvania Blvd, Pine Hollow Rd, El Camino Dr, Michigan Blvd
613	Minert Rd, Oak Grove Rd, Monument Blvd, Detroit Ave, Laguna St, Oak St, BART Concord
614	BART Concord, Clayton Rd, Michigan Blvd, Pennsylvania Blvd, Pine Hollow Rd, El Camino Dr
615	Concord Blvd, Landana Dr., Willow Pass Rd., Parkside Dr., Salvio St., East St., clayton Rd., Oakland Ave., Mount Diablo St., BART Concord
616	Treat Blvd, Bancroft Rd, Minert Rd, Oak Grove Rd, Monument Blvd, San Miguel Rd, Galindo St, Oak St, BART Concord
619	Minert Rd, Oak Grove Rd, Monument Blvd, Mohr Ln, David Ave, Bancroft Rd, Treat Blvd, BART Pleasant Hill
622	Pine Valley Rd, Broadmoor Dr, Montevideo Dr, Alcosta Blvd, Crow Canyon Rd, Tassajara Ranch Rd, Camino Tassajara
623	Danville Blvd, Stone Valley Rd, Green Valley Rd, Diablo Rd, Hartz Ave, San Ramon Valley Blvd, Sycamore Valley Rd, Camino Tassajara, Tassajara Ranch Rd, Crow Canyon Rd, Anabel Ln
625	Rossmoor Shopping Center, Tice Valley Blvd, Olympic Blvd, Pleasant Hill Rd, Acalanes Ave, Stanley Blvd, Mt Diablo Blvd, BART Lafayette, Happy Valley Rd, Upper Happy Valley Rd, El Nido Ranch Rd, Hidden Valley Rd, Acalanes Rd
626	St Mary's College, St Marys Rd, Rohrer Dr, Moraga Rd, Mt Diablo Blvd, BART Lafayette, Happy Valley Rd, Upper Happy Valley Rd, El Nido Ranch Rd, Hidden Valley Rd, Acalanes Rd
627	BART North Concord, Port Chicago Highway, Bates Ave, Mason Cir
635	Bollinger Canyon Rd, Dougherty Rd, Crow Canyon Rd, Tassajara Ranch Rd, Camino Tassajara, Lusitano St, Charbray St
636	San Ramon Transit Center, Executive Pkwy, Crow Canyon Rd, Bollinger Canyon Rd, San Ramon Valley Blvd, Broadmoor Dr, Alcosta Blvd, Fircrest Ln, Village Pkwy, Dublin Blvd, BART Dublin
649	DVC, Galaxy Way / Meridian Park Blvd , BART Concord
Alamo Creek Shuttle	Alamo Creek, Monterosso, Ponderosa Colony, BART Walnut Creek