

Agenda Item 7.a

TO: O&S Committee

DATE: August 19, 2014

FROM: Anne Muzzini
Director of Planning & Marketing

SUBJ: Fixed Route Reports

Fixed Route Operating Reports for July 2014

1. Monthly Boarding's Data

The following represent the numbers that are most important to staff in evaluating the performance of the fixed route system.

FY 14-15

<u>Title</u>	<u>Current Month</u>	<u>YTD Avg</u>	<u>Annual Goal</u>
Total Passengers	274,363		
Average Weekday	11,441	11,441	
Pass/Rev Hour	15.2	15.2	Standard Goal > 17.0
Missed Trips	0.15%	0.15%	Standard Goal < 0.25%
Miles between Road Calls	33,135	26,040	Standard Goal > 18,000

* Based on current standards from updated SRTP

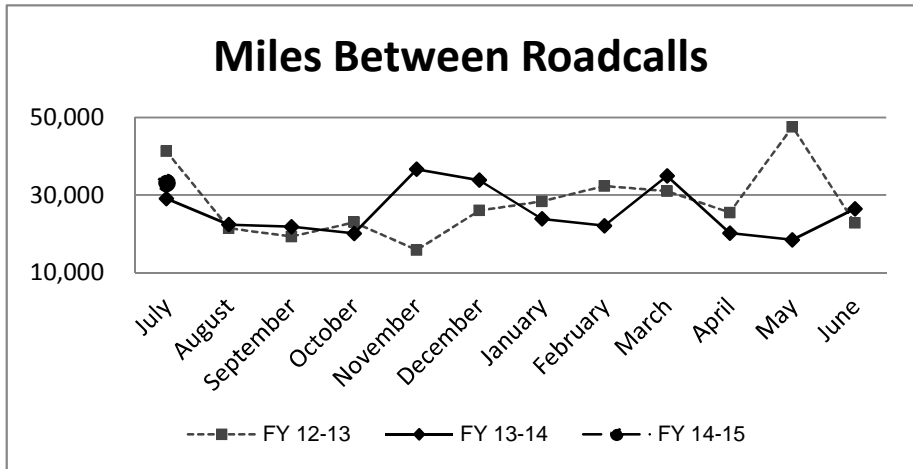
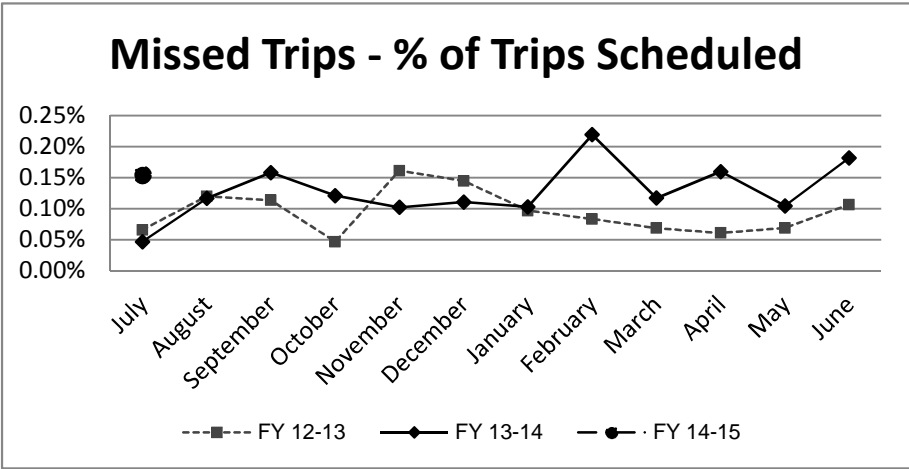
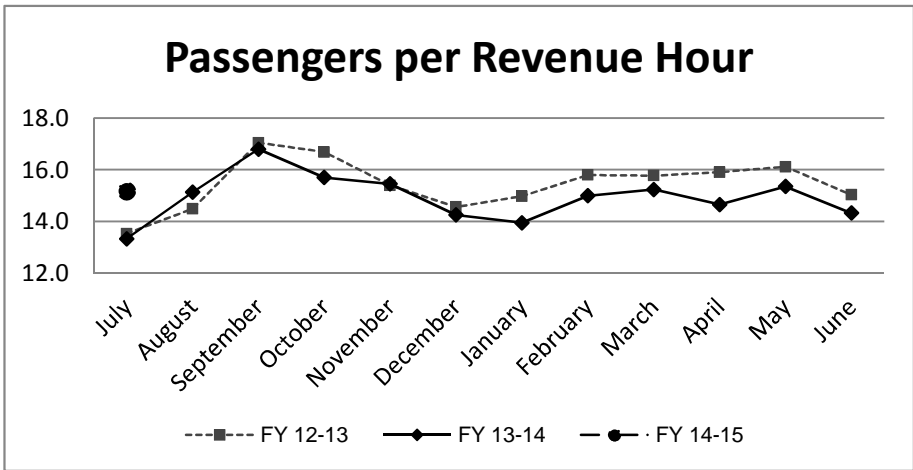
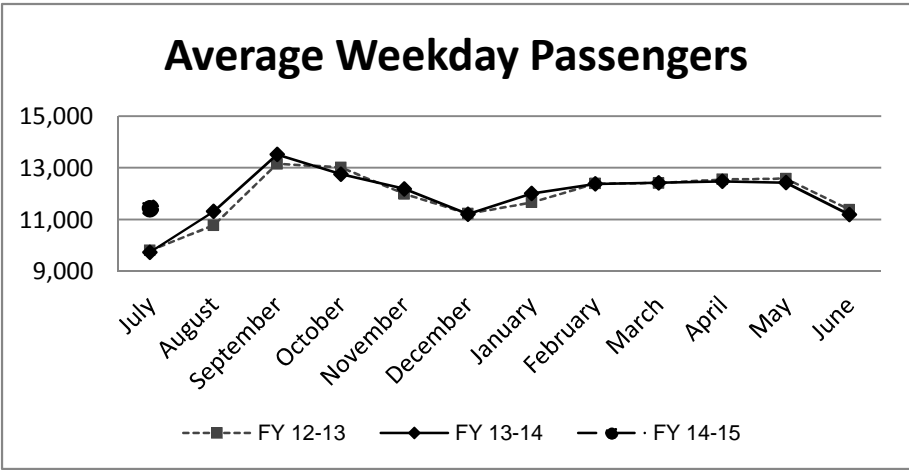
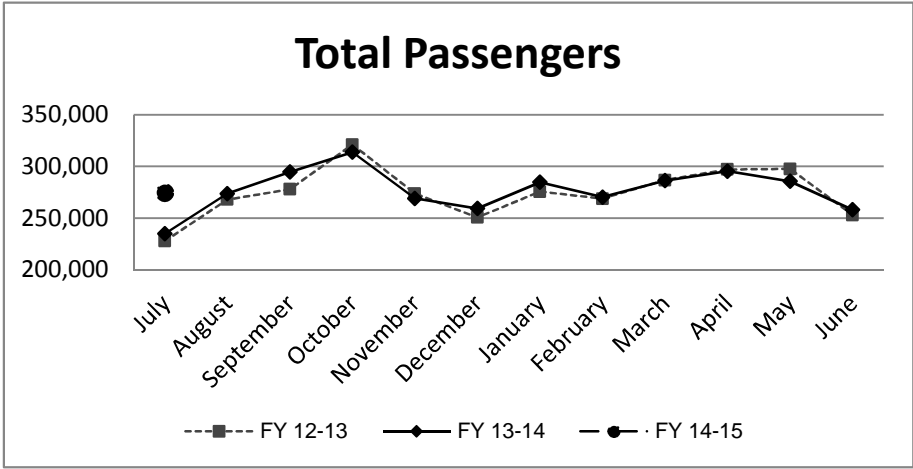
Analysis

Average weekday ridership was higher in July (11,441 passengers) than June (11,192 passengers) and higher than July 2013 (9,740 passengers).

Passengers per hour in July was 15.2, an increase from 14.3 in June and a increase from July 2013 when passengers per hour was 13.3.

The percentage of missed trips in July was 0.15%. A decrease from the prior month (0.18%). The YTD average is 0.15% missed trips.

The number of miles between roadcalls was 33,135 miles in July, higher than the prior month in which there were 26,480 miles between roadcalls. The 12 month average is 26,040 miles between roadcalls.



**TRANSPORTATION and MAINTANCE
Operation Data Summary**

TRANSPORTATION	2013 July	2013 August	2013 September	2013 October	2013 November	2013 December	2014 January	2014 February	2014 March	2014 April	2014 May	2014 June	2014 July
Number of Buses	121	121	121	121	121	121	121	121	121	121	121	121	121
Totals Hub Miles	262,014	268,767	262,361	301,762	256,603	270,672	286,271	265,243	279,341	282,946	277,215	264,800	265,079
Work Days	30	31	29	31	29	30	30	28	31	30	30	30	30
Revenue Hours	17,615	18,080	17,542	19,964	17,407	18,183	20,408	17,773	18,785	20,149	18,588	18,010	18,087
Operator Pay Hours	32,893	34,577	30,523	32,162	31,322	35,582	35,800	31,009	33,389	30,333	31,920	32,106	32,918
Number of Operators	177	175	174	170	170	170	167	173	172	169	167	166	177
Unscheduled Absences	500	472	327	413	306	284	399	341	390	341	302	287	300
FT Protection	87	73	51	53	56	71	47	32	40	23	33	37	39
Worker Comp.	179	167	126	110	79	71	119	99	121	124	105	94	90
Sick leave	234	232	150	250	171	142	233	210	229	194	164	156	171
Collision Accidents	2	8	8	8	8	6	8	4	3	6	5	6	5
Passenger Accidents	11	16	9	12	12	15	10	15	14	11	17	16	7
Total Chargeable Collisions	1	4	4	5	0	2	4	4	1	1	2	2	0
Chargeable/100K Miles	0.38	1.48	1.52	1.65	0.00	0.73	1.39	1.50	0.35	0.35	0.72	0.75	0.00
Number of Trips Scheduled	23,574	24,001	22,781	25,613	22,546	23,490	24,313	22,365	23,931	24,454	23,931	23,121	23,332
Number of Trips Missed	11	28	36	31	23	26	25	49	28	39	25	42	36
Of Trips Scheduled - % Missed	0.05%	0.12%	0.16%	0.12%	0.10%	0.11%	0.10%	0.22%	0.12%	0.16%	0.10%	0.18%	0.15%
Of Trips Missed - Mechanical	9	14	19	16	15	18	13	22	19	22	19	21	19
On Time Performance %	88%	87%	81%	78%	75%	86%	87%	76%	80%	86%	85%	87%	88%
MAINTENANCE													
A/C Operative - Avg. %	100%	100%	100%	100%	100%	100%	100%	100%	100%	100%	100%	100%	100%
Lifts Operative - Ave %	100%	100%	100%	100%	100%	100%	100%	100%	100%	100%	100%	100%	100%
PM Complete on Schedule	100%	100%	100%	100%	100%	100%	100%	100%	100%	100%	100%	100%	100%
Total Road Calls	13	14	12	16	10	14	19	12	13	22	20	19	11
Road Calls for Mechanical	9	12	12	14	7	8	12	6	8	14	15	10	8
Road Calls for Other	4	2	0	2	3	6	7	6	5	8	5	9	3
Miles Between Mechanical Road Calls													
Bus Numbers													
100 - 199	7,629	10,343	11,137	12,306	7,427	9,542	9,625	9,986	12,246	12,398	10,161	6,002	N/A
200 - 299	28,818	33,816	29,326	36,386	29,078	14,873	30,841	31,361	34,024	30,978	15,263	26,758	33,877
300 - 399	931	9,038	35,160	9,806	12,039	41,728	18,804	31,694	12,416	37,733	11,733	11,332	37,831
400 - 499	26,857	28,227	10,192	16,430	31,221	33,034	11,887	31,638	34,102	8,568	32,411	33,712	28,125
500 - 518	53,173	26,923	16,944	19,622	47,331	46,279	17,072	12,187	51,811	25,746	13,110	24,631	23,735
900 - 939	43,003	28,937	20,583	23,843	41,665	22,186	33,256	22,669	28,821	18,752	22,842	22,236	29,176
1300-1309	23,009	19,574	22,999	26,748	22,099	21,599	21,552	10,570	23,447	22,316	25,107	26,128	26,911
1400-1406	N/A	N/A	N/A	N/A	N/A	N/A	N/A	N/A	N/A	N/A	N/A	N/A	3,336
Fleet Avg.	29,113	22,397	21,863	21,554	36,658	33,834	23,856	22,104	34,918	20,210	18,481	26,480	33,135
Maintenance Pay Hours	4,074	4,239	4,165	3,076	3,938	3,972	4,095	4,098	4,385	4,135	4,143	3,816	3,920
No. Maint. Employees	25	25	25	25	25	25	23	24	24	25	23	23	23
Maint. Emps/100K Miles	10	9	10	8	10	9	8	9	9	9	8	9	9
Unscheduled Absences	1	4	2	6	4	1	3	0	2	3	2	1	1

Note: Some statistics may not be available (n/a) at this time. These will be brought current in future reports.

**MONTHLY BOARDINGS
Operations Data Summary**

IV. Staff Reports

Fixed Route Boardings		Passengers by Revenue Hrs/Miles				Service Days		Fiscal YTD Comparison Passenger Boardings	
July 2014 - Fixed Route Boardings	274,363	Revenue Hours -	July 2014	18,087	Weekdays - July 14	22	Fiscal 2015 YTD	274,363	
Special Event(s)			July 2013	17,615	July 13	22			
		Revenue Miles -	July 2014	199,993	Saturdays - July 14	4	Fiscal 2014 YTD	234,831	
			July 2013	196,044	July 13	4			
					Sundays - July 14	4			
					July 13	4			
July 2014 Total Boardings	274,363	Passengers per Mile		1.4	Total Days - 2013	30	YTD Trend	16.8%	
July 2013 Total Boardings	234,831	Passengers per Hour		15.17	2012	30	Monthly Trend	16.8%	

July 2014 Fixed Route Passenger Total						July 2014	July 2014
Route	Destination Information	Weekday	Saturday	Sunday	Total	Weekday Average	Passengers per Revenue Hour
1	Rossmoor / Shadelands	7,687			7,687	349	13.1
2	Rudgear / Walnut Creek	1,049			1,049	48	6.5
4	Walnut Creek Downtown Shuttle	21,043	2,473	2,019	25,535	957	27.3
5	Creekside / Walnut Creek	1,544			1,544	70	8.3
6	Lafayette / Moraga / Orinda	7,211	276	284	7,771	328	9.9
7	Shadelands / Pleasant Hill / Walnut Creek	4,629			4,629	210	6.3
9	DVC / Walnut Creek	12,313			12,313	560	13.3
10	Concord / Clayton Rd	23,528			23,528	1,069	22.3
11	Treat Blvd / Oak Grove	6,550			6,550	298	15.4
14	Monument Blvd	13,530			13,530	615	15.5
15	Treat Boulevard	10,312			10,312	469	14.9
16	Alhambra Ave / Monument Blvd	16,944			16,944	770	14.9
17	Olivera/Solano / Salvio / North Concord	5,868			5,868	267	14.3
18	Amtrak / Merello / Pleasant Hill	9,832			9,832	447	13.9
19	Amtrak / Pacheco Blvd / Concord	3,315			3,315	151	10.9
20	DVC / Concord	25,263			25,263	1,148	23.4
21	Walnut Creek / San Ramon Transit Center	13,715			13,715	623	13.0
25	Lafayette / Walnut Creek	1,691			1,691	77	7.8
28	North Concord / Martinez	6,708			6,708	305	10.1
35	Dougherty Valley	10,054			10,054	457	13.7
36	San Ramon / Dublin	5,430			5,430	247	8.8
91X	Concord Commuter Express	998			998	45	10.4
92X	Ace Shuttle Express	5,600			5,600	255	21.5
93X	Kirker Pass Express	4,793			4,793	218	15.9
95X	San Ramon / Danville Express	4,268			4,268	194	19.3
96X	Bishop Ranch Express	14,287			14,287	649	18.8
97X	Bishop Ranch Express	2,573			2,573	117	13.3
98X	Martinez Express	9,026			9,026	410	15.5
260 *	Cal State East Bay / Concord Bart	270			270	14	1.7
301	Rossmoor / John Muir Medical Center		265	192	458	0	6.3
310	Concord Bart / Clayton Rd / Kirker Pass		1,840	1,524	3,364	0	30.0
311	Concord / Oak Grove / Treat Blvd / WC		1,044	893	1,937	0	16.0
314	Clayton Rd / Monument Blvd / PH		2,757	1,974	4,732	0	21.6
315	Concord / Willow Pass / Landana		290	170	460	0	8.2
316	Alhambra / Merello / Pleasant Hill		1,517	1,085	2,602	0	15.8
320	DVC / Concord		1,165	845	2,009	0	20.2
321	San Ramon / Walnut Creek		1,138	914	2,051	0	12.2
Alamo Creek	Alamo Creek / BART Walnut Creek	360			360	16	2.0
600's	Select Service	1,307			1,307	59	43.5
TOTALS		251,698	12,764	9,901	274,363	11,441	15.2

* Data from Link ** Seasonal Route

Operations Data Summary

JULY 2014 PRODUCTIVITY

(sorted by Pass / Rev Hr - descending order)

Route	Destination Information	Total	Wkday Avg	Passenger / Rev Hr
600's	Select Service	1,307	59	43.5
310	Concord Bart / Clayton Rd / Kirker Pass	3,364	0	30.0
4	Walnut Creek Downtown Shuttle	25,535	957	27.3
20	DVC / Concord	25,263	1,148	23.4
10	Concord / Clayton Rd	23,528	1,069	22.3
314	Clayton Rd / Monument Blvd / Pleasant Hill	4,732	0	21.6
92X	Ace Shuttle Express	5,600	255	21.5
320	DVC / Concord	2,009	0	20.2
95X	San Ramon / Danville Express	4,268	194	19.3
96X	Bishop Ranch Express	14,287	649	18.8
311	Concord / Oak Grove / Treat Blvd / Walnut Creek	1,937	0	16.0
93X	Kirker Pass Express	4,793	218	15.9
316	Alhambra / Merello / Pleasant Hill	2,602	0	15.8
14	Monument Blvd	13,530	615	15.5
98X	Martinez Express	9,026	410	15.5
11	Treat Blvd / Oak Grove	6,550	298	15.4
15	Treat Boulevard	10,312	469	14.9
16	Alhambra Ave / Monument Blvd	16,944	770	14.9
17	Olivera/Solano / Salvio / North Concord	5,868	267	14.3
18	Amtrak / Merello / Pleasant Hill	9,832	447	13.9
35	Dougherty Valley	10,054	457	13.7
9	DVC / Walnut Creek	12,313	560	13.3
97X	Bishop Ranch Express	2,573	117	13.3
1	Rossmoor / Shadelands	7,687	349	13.1
21	Walnut Creek / San Ramon Transit Center	13,715	623	13.0
321	San Ramon / Walnut Creek	2,051	0	12.2
19	Amtrak / Pacheco Blvd / Concord	3,315	151	10.9
91X	Concord Commuter Express	998	45	10.4
28	North Concord / Martinez	6,708	305	10.1
6	Lafayette / Moraga / Orinda / Orinda Village	7,771	328	9.9
36	San Ramon / Dublin	5,430	247	8.8
5	Creekside / Walnut Creek	1,544	70	8.3
315	Concord / Willow Pass / Landana	460	0	8.2
25	Lafayette / Walnut Creek	1,691	77	7.8
2	Rudgear / Walnut Creek	1,049	48	6.5
301	Rossmoor / John Muir Medical Center	458	0	6.3
7	Shadelands / Pleasant Hill / Walnut Creek	4,629	210	6.3
260 *	Cal State East Bay / Concord Bart	270	14	1.7

*NOTE: * Data comes from Link Operators ** These are seasonal routes*

Operations Data Summary

AVERAGE WEEKDAY BOARDINGS TREND

Route	Destination Information	Jul-13	Aug-13	Sep-13	Oct-13	Nov-13	Dec-13	Jan-14	Feb-14	Mar-14	Apr-14	May-14	Jun-14	Jul-14
1	Rossmoor / Shadelands	287	310	320	309	301	271	273	290	295	310	300	298	349
2	Rudgear / Walnut Creek	44	55	65	57	62	51	52	53	51	54	53	47	48
4	Walnut Creek Downtown Shuttle	803	998	923	798	932	884	862	846	855	835	855	855	957
4H **	Walnut Creek Extended Holiday Shuttle					26	30							
5	Creekside / Walnut Creek	68	78	79	87	80	78	58	69	66	65	66	67	70
6	Lafayette / Moraga / Orinda	248	316	528	449	436	378	447	445	461	413	432	323	328
7	Shadelands / Pleasant Hill / Walnut Creek	219	239	231	206	210	186	206	219	214	206	196	194	210
9	DVC / Walnut Creek	499	556	626	570	551	512	522	549	545	546	523	512	560
10	Concord / Clayton Rd	878	1,045	1,154	1,104	1,086	1,008	1,030	1,037	1,094	1,079	1,118	1,037	1,069
11	Treat Blvd / Oak Grove	241	277	329	332	286	267	300	302	319	317	306	300	298
14	Monument Blvd	558	621	651	638	626	568	569	586	590	604	600	571	615
15	Treat Boulevard	468	459	565	579	507	478	531	520	550	533	564	479	469
16	Alhambra Ave / Monument Blvd	639	680	744	743	716	656	695	691	727	724	762	720	770
17	Olivera/Solano / Salvio / North Concord	232	250	287	260	245	234	229	248	249	256	259	268	267
18	Amtrak / Merello / Pleasant Hill	353	426	544	498	483	436	459	474	470	512	466	406	447
19	Amtrak / Pacheco Blvd / Concord	119	137	149	149	138	121	145	137	138	126	137	141	151
20	DVC / Concord	956	1,218	1,387	1,324	1,252	1,106	1,212	1,286	1,190	1,261	1,150	1,012	1,148
21	Walnut Creek / San Ramon Transit Center	561	595	644	611	608	562	584	585	596	608	609	580	623
25	Lafayette / Walnut Creek	80	70	79	74	55	59	59	67	68	74	69	65	77
28	North Concord / Martinez	263	313	358	332	316	293	356	346	349	331	317	295	305
35	Dougherty Valley	357	408	480	448	431	404	433	449	451	472	476	444	457
36	San Ramon / Dublin	197	229	256	242	236	222	233	250	250	236	257	240	247
91X	Concord Commuter Express	41	45	42	36	40	31	38	37	41	43	41	40	45
92X	Ace Shuttle Express	205	220	230	227	205	192	218	230	219	206	211	233	255
93X	Kirker Pass Express	245	229	238	250	214	201	223	244	239	234	226	203	218
95X	San Ramon / Danville Express	151	163	171	151	150	128	167	162	161	171	176	177	194
96X	Bishop Ranch Express	489	578	594	545	528	497	550	584	599	623	581	608	649
97X	Bishop Ranch Express	116	120	129	113	115	96	110	111	112	115	108	122	117
98X	Martinez Express	379	411	459	470	425	387	426	429	424	428	410	356	410
250 *	St Mary's College Gael Rail Shuttle		17	34	29	27	14	16	18	22	15	13		
260 *	Cal State East Bay / Concord Bart			35	26	22	20	20	20	13	18	14	11	14
600's	Select Service	46	266	1,235	1,117	929	865	1,000	1,096	1,069	1,065	1,136	575	59
ALAMO *	Alamo Creek / BART Walnut Creek								11	10	11	10	14	16
TOTALS		9,740	11,315	13,514	12,752	12,189	11,212	12,008	12,375	12,422	12,479	12,429	11,224	11,441

*NOTE: * Data comes from Link Operators ** These are seasonal routes*

Operations Data Summary

AVERAGE WEEKEND BOARDINGS TREND

Route	Destination Information	Jul-13	Aug-13	Sep-13	Oct-13	Nov-13	Dec-13	Jan-14	Feb-14	Mar-14	Apr-14	May-14	Jun-14	Jul-14
SATURDAY		<i>4 Days</i>	<i>5 Days</i>	<i>4Days</i>	<i>4Days</i>	<i>5 Days</i>	<i>5 Days</i>	<i>4Days</i>	<i>4Days</i>	<i>5 Days</i>	<i>4 Days</i>	<i>5 Days</i>	<i>4 Days</i>	<i>4 Days</i>
4	Walnut Creek Downtown Shuttle	698	604	570	470	619	482	566	498	510	539	539	561	618
4H **	Walnut Creek Extended Holiday Shuttle					18	86							
6	Lafayette / Moraga / Orinda	64	81	171	123	132	65	114	122	138	115	104	61	69
250 *	St Mary's College Gael Rail Shuttle		5	63	50	41	16	36	36	33	23	25		
301	Rossmoor / John Muir Medical Center	59	79	66	65	70	65	68	78	60	77	75	60	66
310	Concord Bart / Clayton Rd / Kirker Pass	396	428	429	424	428	335	441	418	429	424	438	435	460
311	Concord / Oak Grove / Treat Blvd / WC	233	260	240	251	258	214	263	234	255	272	248	240	261
314	Clayton Rd / Monument Blvd / PH	594	679	619	638	646	502	589	564	641	641	651	639	689
315	Concord / Willow Pass / Landana	52	59	54	68	67	56	55	66	65	82	63	60	72
316	Alhambra / Merello / Pleasant Hill	330	334	356	352	343	261	359	312	338	324	344	338	379
320	DVC / Concord	235	237	209	226	210	168	225	201	218	238	247	244	291
321	San Ramon / Walnut Creek	262	276	271	260	252	201	267	243	252	284	264	267	284
TOTALS		2,922	3,043	3,048	2,929	3,084	2,454	2,982	2,771	2,938	3,019	2,998	2,906	3,191

Route	Destination Information	Jul-13	Aug-13	Sep-13	Oct-13	Nov-13	Dec-13	Jan-14	Feb-14	Mar-14	Apr-14	May-14	Jun-14	Jul-14
SUNDAY		<i>4 Days</i>	<i>4 Days</i>	<i>5 Days</i>	<i>5 Days</i>	<i>4 Days</i>	<i>4 Days</i>	<i>4 Days</i>	<i>4 Days</i>	<i>5 Days</i>	<i>4 Days</i>	<i>4 Days</i>	<i>5 Days</i>	<i>4 Days</i>
4	Walnut Creek Downtown Shuttle	486	468	446	411	547	590	391	354	373	376	425	429	505
6	Lafayette / Moraga / Orinda	65	70	112	101	108	96	96	99	96	98	90	53	71
250 *	St Mary's College Gael Rail Shuttle		6	44	38	37	23	23	26	25	21	22		
301	Rossmoor / John Muir Medical Center	51	46	67	55	61	74	41	46	35	66	53	56	48
310	Concord Bart / Clayton Rd / Kirker Pass	349	379	386	329	348	442	358	323	347	368	383	366	381
311	Concord / Oak Grove / Treat Blvd / WC	207	187	204	200	177	225	182	176	184	202	202	220	223
314	Clayton Rd / Monument Blvd / PH	454	534	499	438	480	597	433	399	442	404	456	470	494
315	Concord / Willow Pass / Landana	32	25	41	44	56	57	45	46	55	48	57	38	43
316	Alhambra / Merello / Pleasant Hill	233	249	278	264	277	330	240	213	233	249	276	256	271
320	DVC / Concord	140	187	163	115	153	195	140	125	147	157	155	172	211
321	San Ramon / Walnut Creek	198	216	183	193	194	229	189	177	189	183	211	212	228
TOTALS		2,215	2,367	2,425	2,187	2,438	2,857	2,138	1,985	2,125	2,170	2,330	2,274	2,475

NOTE: * Data comes from Link Operators ** These are seasonal routes

Route Description Summary

Route #	Description
1	Rossmoor Shopping Center, Tice Valley Blvd, Boulevard Wy, Oakland Blvd, Trinity Ave , BART Walnut Creek, Ygnacio Valley, Montego, John Muir Medical Center, N Wiget Ln, Shadelands Office Park
2	Rudgear Rd, Stewart Ave, Trotter Wy, Dapplegray Rd, Palmer Rd, Mountain View Blvd, San Miguel Dr, N & S California Blvd, BART Walnut Creek
4	BART Walnut Creek, N California Blvd, Locust St, Mt Diablo Blvd, Broadway Plaza, S Main St, Pringle Ave
4H	Walnut Creek Extended Holiday Service (November 27 thru December 31)
5	BART Walnut Creek, Rivieria Ave, Parkside Dr, N Civic Dr, N Broadway, Lincoln Ave, Mt Pisgah St, S Main St, Creekside Dr
6	BART Orinda, Orinda Village, Orinda Wy, Moraga Wy, Moraga Rd, St Marys Rd, St Mary's College, Mt Diablo Blvd, BART Lafayette
7	BART Pleasant Hill, Treat Blvd, Bancroft Rd, Ygnacio Valley Rd, Shadelands Office Park, Marchbanks, BART Walnut Creek, Riviera Ave, Buena Vista, Geary Rd
9	DVC, Contra Costa Blvd, Ellinwood Wy, JFK University, Gregory Ln, Cleaveland Rd, Boyd Rd, W Hookston Rd, Patterson Blvd, Oak Park Blvd, Coggins Dr, BART Pleasant Hill, N Main St, N California Blvd, BART Walnut Creek
10	BART Concord, Clayton Rd, Center St, Marsh Creek Rd
11	BART Concord, Port Chicago Highway, Salvio St, Mira Vista Terrace, Fry Wy, Clayton Rd, Market St, Meadow Ln, Oak Grove Rd, Treat Blvd, BART Pleasant Hill
14	BART Concord, Oak St, Laguna St, Detroit Ave, Monument Blvd, Mohr Ln, David Ave, Bancroft Rd, Treat Blvd, BART Pleasant Hill
15	BART Concord, Port Chicago Highway, Salvio St, Parkside Dr, Willow Pass Rd, Landana Dr, West St, Clayton Rd, Treat Blvd, BART Pleasant Hill, Oak Rd, N Civic Dr, Ygnacio Valley Rd, BART Walnut Creek
16	BART Concord, Oak St, Galindo St, Monument Blvd, Crescent Plaza, Cleaveland Rd, Gregory Ln, Pleasant Hill Rd, Alhambra Ave, Berrellesa St, Escobar St, Court St, Martinez Amtrak
17	BART Concord, Grant St, East St, Solano Wy, Olivera Rd, Port Chicago Highway, BART North Concord
18	BART Pleasant Hill, Oak Rd, Buskirk Ave, Crescent Plaza, Gregory Ln, Pleasant Hill Rd, Taylor Blvd, Morello Ave, Viking Dr, Contra Costa Blvd, DVC, Old Quarry Rd, Pacheco Blvd, Muir Rd, Arnold Dr, Morello, Pacheco Blvd, Martinez Amtrak
19	BART Concord, Galindo St, Concord Ave, Bisso Ln, Stanwell Dr, John Glenn Dr, Galaxy Wy, Diamond Blvd, Contra Costa Blvd, Pacheco Blvd, Martinez Amtrak
20	BART Concord, Grant St, Concord Blvd, Clayton Rd, Gateway Blvd, Willow Pass Rd, Sun Valley Blvd, Golf Club Rd, DVC
21	BART Walnut Creek, N & S California Blvd, Newell Ave, S Main St, Danville Blvd, Railroad Ave, San Ramon Valley Blvd, Danville Park & Ride, Camino Ramon, Fostoria Wy, San Ramon Transit Center
25	BART Lafayette, Mt Diablo Blvd, Highway 24, Highway 680, BART Walnut Creek
28	BART North Concord, Port Chicago Highway, Bates Ave, Commercial Cir, Pike Ln, Arnold Industrial Wy, Marsh Dr, Contra Costa Blvd, Chilpancinco Pkwy, Old Quarry Rd, DVC, Highway 680, Highway 4, Center Ave, VA Clinic, Howe Rd, Pacheco Blvd, Martinez Amtrak
35	BART Dublin, Dublin Blvd, Dougherty Rd, Bollinger Canyon Rd, E Branch Pkwy, Windemere Pkwy, Sunset Dr, Bishop Dr, Executive Pkwy, San Ramon Transit Center
36	BART Dublin, Dublin Blvd, Village Pkwy, Alcosta Blvd, Fircrest Ln, San Ramon Valley Blvd, Tareyton Ave, Bollinger Canyon Rd, Crow Canyon Rd, Executive Pkwy, San Ramon Transit Center
91X	BART Concord, Galindo St, Concord Ave, John Glenn Dr, Galaxy Wy, Chevron, Diamond Blvd, Willow Pass Rd, Gateway Blvd, Clayton Rd, Oak St
92X	Shadelands Office Park, Ygnacio Valley Rd, Highway 680, Danville Park & Ride, Crow Canyon Rd, Bishop Ranch 15, San Ramon Transit Center, Camino Ramon, ATT, Sunset Dr, Chevron, Ace Train Station Pleasanton
93X	BART Walnut Creek, Ygnacio Valley Rd, Shadelands Office Park, Oak Grove Rd, Kirker Pass Rode, Railroad Ave, Buchanan Rd, Somersville Rd, Fairview Dr, Delta Fair Blvd, Highway 4, Hillcrest Park & Ride
95X	BART Walnut Creek, Highway 680, Crow Canyon Pl, Fostoria Wy, Camino Ramon, San Ramon Transit Center
96X	BART Walnut Creek, Highway 680, Chevron, Bishop Ranch 1, Bishop Ranch 3, Bishop Ranch 6, San Ramon Transit Center, Bishop Ranch 15, Annabel Ln, Bishop Ranch 8, Bishop Dr, Sunset Dr
97X	BART Dublin, Highway 680, Highway 580, Chevron, Bishop Ranch 1, Bishop Ranch 3, Bishop Ranch 6, San Ramon Transit Center, Bishop Ranch 15, Annabel Ln, Bishop Ranch 8, Bishop Dr, Sunset Dr
98X	BART Walnut Creek, N Main St, Highway 680, Sun Valley Blvd, Contra Costa Blvd, Concord Ave, Diamond Blvd., Highway 680, Highway 4, Alhambra Ave, Berrellesa St, Escobar St, Court St, Martinez Amtrak
250	St Mary's College, St Marys Rd, Moraga Rd, Mt Diablo Blvd, BART Lafayette
260	Cal State, East Bay, Concord Bart

Route Description Summary

Route #	Description
301	Rossmoor Shopping Center, Tice Valley Blvd, Boulevard Wy, Oakland Blvd, Trinity Ave , BART Walnut Creek, Ygnacio Valley, Montego, John Muir Medical Center
310	Concord Bart, Clayton Rd, Kirker Pass
311	BART Concord, Port Chicago Highway, Salvio St, Mira Vista Terrace, Fry Wy, Clayton Rd, Market St, Meadow Ln, Oak Grove Rd, Treat Blvd, BART Pleasant Hill
314	Ayers Rd, Concord Blvd, Kirker Pass Rd, Clayton Rd, BART Concord, Oak St, Laguna St, Detroit Ave, Monument Blvd, Mohr Ln, David Ave, Crescent Plaza, Cleaveland Rd, Gregory Ln, Contra Costa Blvd, DVC
315	BART Concord, Port Chicago Highway, Salvio St, Parkside Dr, Willow Pass Rd, Landana Dr, West St, Clayton Rd
316	BART Pleasant Hill, Oak Rd, Buskirk Ave, Crescent Plaza, Gregory Ln, Contra Costa Blvd, Golf Club Rd, DVC, Old Quarry Rd, Pacheco Blvd, Muir Rd, Arnold Dr, Pacheco Blvd, Morrelo Ave, Martinez Amtrak, Berrellesa St, Alhambra Ave
320	BART Concord, Grant St, Concord Blvd, Clayton Rd, Gateway Blvd, Willow Pass Rd, Diamond Blvd, Concord Ave, Chilpancino Pkwy, Old Quarry Rd, DVC
321	BART Walnut Creek, N & S California Blvd, Newell Ave, S Main St, Danville Blvd, Railroad Ave, San Ramon Valley Blvd, Camino Ramon, Fostoria Wy, San Ramon Transit Center- Shops at BR.
601	N Civic Dr, Parkside Dr, Riveria Ave, BART Walnut Creek, Trinity Ave, Oakland Blvd, Boulevard Wy, Tice Valley Blvd, Meadow Rd, Castle Hill Rd, Danville Blvd, Hillgrade Ave., Crest Ave, Rossmoor Shopping Center
602	Walnut Blvd, Oro Valley Cir, Mountain View Blvd, Rudgear Rd, Stewart Ave, Trotter Wy, Dapplegray Rd, Palmer Rd, Mountain View Blvd, San Miguel Dr, N & S California Blvd, BART Walnut Creek
603	Camino Pablo, Moraga Rd, St Marys Rd, St Mary's College, Mt Diablo Blvd, BART Lafayette
605	N Civic Dr, N Broadway, Lincoln Ave, Mt Pisgah St, Newell Ave, Lilac Dr, S Main St, Creekside Dr
606	BART Orinda, Orinda Wy, Miner Rd, Honey Hill Rd, Via Las Cruces, Saint Stephens Dr, Orinda Woods Dr, Moraga Wy, Ivy Dr, Moraga Rd, St Marys Rd, St Mary's College, Mt Diablo Blvd, BART Lafayette
608	VA Clinic, Center Ave, Pacheco Blvd, Contra Costa Blvd, Chilpancino Pkwy, Old Quarry Rd, DVC
609	BART Walnut Creek, Ygnacio Valley Rd, Marchbanks Dr, Walnut Ave
610	BART Concord, Clayton Rd, Ayers Rd, Concord Blvd, Kirkwood Dr, Oakhurst Dr, Center St, Marsh Creek Rd, Mountaire Pkwy, Mountaire Cir
611	BART Concord, Port Chicago Highway, Salvio St, Mira Vista Terrace, Fry Wy, Clayton Rd, Market St, Meadow Ln, Oak Grove Rd, Treat Blvd, Bancroft Rd, Minert Rd
612	BART Concord, Clayton Rd, Ayers Rd, Concord Blvd, Kirker Pass Rd, Washington Blvd, Pennsylvania Blvd, Pine Hollow Rd, El Camino Dr, Michigan Blvd
613	Minert Rd, Oak Grove Rd, Monument Blvd, Detroit Ave, Laguna St, Oak St, BART Concord
614	BART Concord, Clayton Rd, Michigan Blvd, Pennsylvania Blvd, Pine Hollow Rd, El Camino Dr
615	Concord Blvd, Landana Dr., Willow Pass Rd., Parkside Dr., Salvio St., East St., clayton Rd., Oakland Ave., Mount Diablo St., BART Concord
616	Treat Blvd, Bancroft Rd, Minert Rd, Oak Grove Rd, Monument Blvd, San Miguel Rd, Galindo St, Oak St, BART Concord
619	Minert Rd, Oak Grove Rd, Monument Blvd, Mohr Ln, David Ave, Bancroft Rd, Treat Blvd, BART Pleasant Hill
622	Pine Valley Rd, Broadmoor Dr, Montevideo Dr, Alcosta Blvd, Crow Canyon Rd, Tassajara Ranch Rd, Camino Tassajara
623	Danville Blvd, Stone Valley Rd, Green Valley Rd, Diablo Rd, Hartz Ave, San Ramon Valley Blvd, Sycamore Valley Rd, Camino Tassajara, Tassajara Ranch Rd, Crow Canyon Rd, Anabel Ln
625	Rossmoor Shopping Center, Tice Valley Blvd, Olympic Blvd, Pleasant Hill Rd, Acalanes Ave, Stanley Blvd, Mt Diablo Blvd, BART Lafayette, Happy Valley Rd, Upper Happy Valley Rd, El Nido Ranch Rd, Hidden Valley Rd, Acalanes Rd
626	St Mary's College, St Marys Rd, Rohrer Dr, Moraga Rd, Mt Diablo Blvd, BART Lafayette, Happy Valley Rd, Upper Happy Valley Rd, El Nido Ranch Rd, Hidden Valley Rd, Acalanes Rd
627	BART North Concord, Port Chicago Highway, Bates Ave, Mason Cir
635	Bollinger Canyon Rd, Dougherty Rd, Crow Canyon Rd, Tassajara Ranch Rd, Camino Tassajara, Lusitano St, Charbray St
636	San Ramon Transit Center, Executive Pkwy, Crow Canyon Rd, Bollinger Canyon Rd, San Ramon Valley Blvd, Broadmoor Dr, Alcosta Blvd, Fircrest Ln, Village Pkwy, Dublin Blvd, BART Dublin
649	DVC, Galaxy Way / Meridian Park Blvd , BART Concord
Alamo Creek Shuttle	Alamo Creek, Monterosso, Ponderosa Colony, BART Walnut Creek

ALAMO CREEK (LINK) SHUTTLE SERVICE

January 27 - July 31, 2014

MONTH	# of Days	PICK- UP LOCATION			Total Passengers	Avg Pass / Day	Distinct Clients	Repeat Clients	% of Repeat	Revenue Hours	Pass / Rev Hr
		Home	Bart	Park & Ride							
January	5	19	12	0	31	6	10	7	70%	40	0.8
February	20	105	72	3	180	9	34	20	59%	160	1.1
March	21	119	83	0	202	10	33	19	58%	168	1.2
April	22	141	110	0	251	11	47	25	53%	176	1.4
May	21	120	90	5	215	10	52	25	48%	168	1.3
June	21	161	139	3	303	14	80	38	48%	168	1.8
July	22	195	163	2	360	16	77	43	56%	248	1.5
August					0		0	0			
September					0		0	0			
October					0		0	0			
November					0		0	0			
December					0		0	0			

Total to Date	132	860	669	13	1,542
----------------------	------------	------------	------------	-----------	--------------

12

333	177	53%
------------	------------	------------

1,128	1.4
--------------	------------