

Agenda Item 7.a

TO: O&S Committee

DATE: November 21, 2014

FROM: Anne Muzzini
Director of Planning & Marketing

SUBJ: Fixed Route Reports

Fixed Route Operating Reports for October 2014

1. Monthly Boarding's Data

The following represent the numbers that are most important to staff in evaluating the performance of the fixed route system.

<u>Title</u>	FY 14-15		
	<u>Current Month</u>	<u>YTD Avg</u>	<u>Annual Goal</u>
Total Passengers	347,835		
Average Weekday	14,112	13,068	
Pass/Rev Hour	17.4	16.6	Standard Goal > 17.0
Missed Trips	0.14%	0.12%	Standard Goal < 0.25%
Miles between Road Calls	43,338	32,274	Standard Goal > 18,000

* Based on current standards from updated SRTP

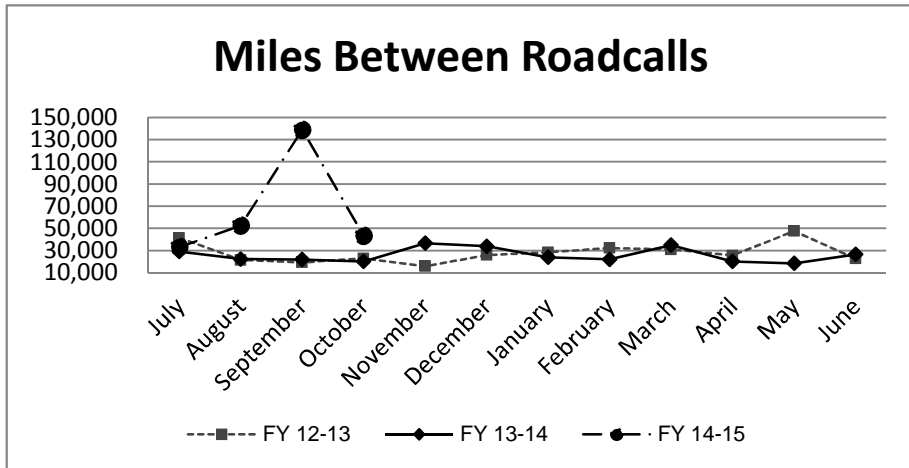
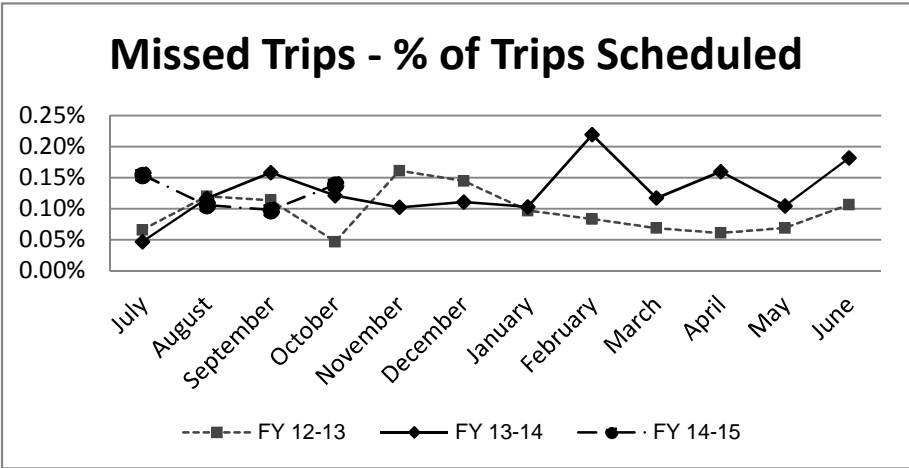
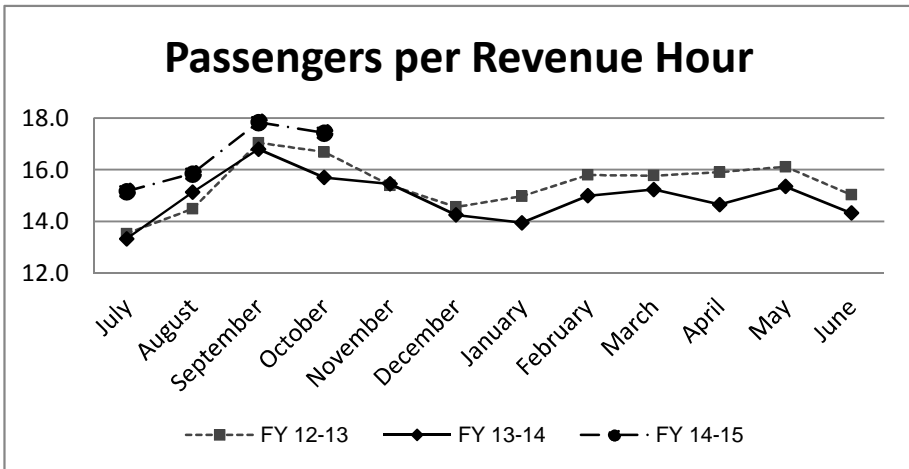
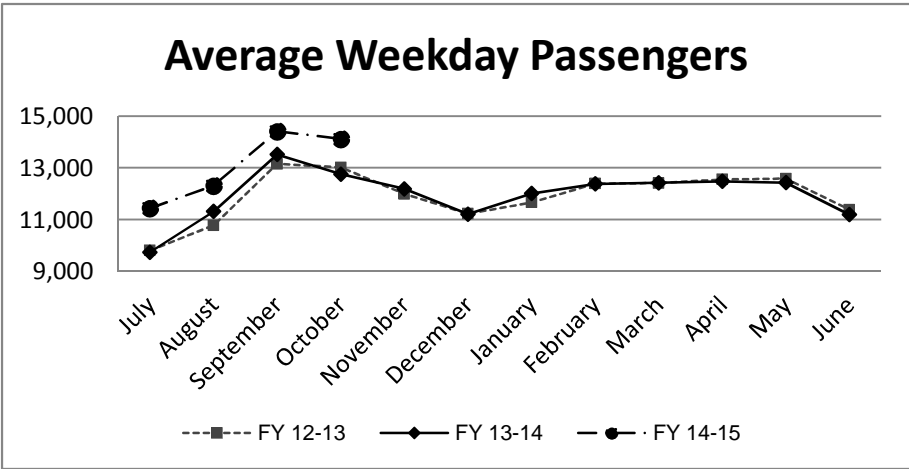
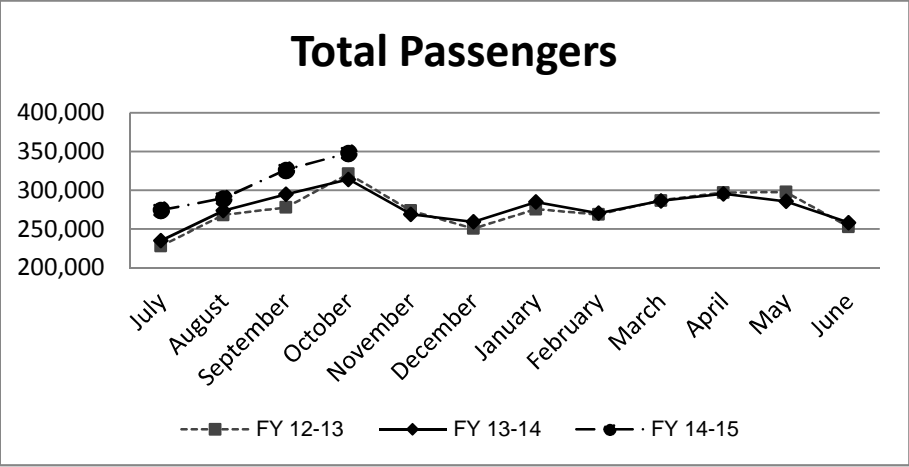
Analysis

Average weekday ridership was slightly lower in October (14,112 passengers) than September (14,410 passengers) and higher than October 2013 (12,752 passengers).

Passengers per hour in October was 17.4, an slight decrease from 17.8 in September and a increase from October 2013 when passengers per hour was 15.7.

The percentage of missed trips in October was 0.14%. A increase from the prior month (0.10%). The YTD average is 0.12% missed trips.

The number of miles between roadcalls was 43,338 miles in October, lower than the prior month in which there were 138,804 miles between roadcalls. The 12 month average is 32,274 miles between roadcalls.



**TRANSPORTATION and MAINTANCE
Operation Data Summary**

TRANSPORTATION	2013	2013	2013	2014	2014	2014	2014	2014	2014	2014	2014	2014	2014
	October	November	December	January	February	March	April	May	June	July	August	September	October
Number of Buses	121	121	121	121	121	121	121	121	121	121	121	121	121
Totals Hub Miles	301,762	256,603	270,672	286,271	265,243	279,341	282,946	277,215	264,800	265,079	262,467	277,607	303,715
Work Days	31	29	30	30	28	31	30	30	30	30	31	29	31
Revenue Hours	19,964	17,407	18,183	20,408	17,773	18,785	20,149	18,588	18,010	18,087	18,185	18,290	19,958
Operator Pay Hours	32,162	31,322	35,582	35,800	31,009	33,389	30,333	31,920	32,106	32,918	31,939	32,986	33,540
Number of Operators	170	170	170	167	173	172	169	167	166	177	170	170	171
Unscheduled Absences	413	306	284	399	341	390	341	302	287	300	321	329	421
FT Protection	53	56	71	47	32	40	23	33	37	39	47	51	61
Worker Comp.	110	79	71	119	99	121	124	105	94	90	92	59	107
Sick leave	250	171	142	233	210	229	194	164	156	171	182	219	253
Collision Accidents	8	8	6	8	4	3	6	5	6	5	6	10	2
Passenger Accidents	12	12	15	10	15	14	11	17	16	7	17	23	15
Total Chargeable Collisions	5	0	2	4	4	1	1	2	2	0	1	7	0
Chargeable/100K Miles	1.65	0.00	0.73	1.39	1.50	0.35	0.35	0.72	0.75	0.00	0.38	2.52	0.00
Number of Trips Scheduled	25,613	22,546	23,490	24,313	22,365	23,931	24,454	23,931	23,121	23,332	23,665	24,546	26,694
Number of Trips Missed	31	23	26	25	49	28	39	25	42	36	25	24	37
Of Trips Scheduled - % Missed	0.12%	0.10%	0.11%	0.10%	0.22%	0.12%	0.16%	0.10%	0.18%	0.15%	0.11%	0.10%	0.14%
Of Trips Missed - Mechanical	16	15	18	13	22	19	22	19	21	19	10	9	21
On Time Performance %	78%	75%	86%	87%	76%	80%	86%	85%	87%	88%	86%	84%	84%
MAINTENANCE													
A/C Operative - Avg. %	100%	100%	100%	100%	100%	100%	100%	100%	100%	100%	100%	100%	100%
Lifts Operative - Ave %	100%	100%	100%	100%	100%	100%	100%	100%	100%	100%	100%	100%	100%
PM Complete on Schedule	100%	100%	100%	100%	100%	100%	100%	100%	100%	100%	100%	100%	100%
Total Road Calls	16	10	14	19	12	13	22	20	19	11	12	7	10
Road Calls for Mechanical	14	7	8	12	6	8	14	15	10	8	5	2	7
Road Calls for Other	2	3	6	7	6	5	8	5	9	3	7	5	3
Miles Between Mechanical Road Calls													
Bus Numbers													
100 - 199	12,306	7,427	9,542	9,625	9,986	12,246	12,398	10,161	6,002	N/A	N/A	N/A	N/A
200 - 299	36,386	29,078	14,873	30,841	31,361	34,024	30,978	15,263	26,758	33,877	30,224	25,792	32,070
300 - 399	9,806	12,039	41,728	18,804	31,694	12,416	37,733	11,733	11,332	37,831	35,587	35,358	38,860
400 - 499	16,430	31,221	33,034	11,887	31,638	34,102	8,568	32,411	33,712	28,125	13,083	33,105	37,859
500 - 518	19,622	47,331	46,279	17,072	12,187	51,811	25,746	13,110	24,631	23,735	47,883	47,880	27,477
900 - 939	23,843	41,665	22,186	33,256	22,669	28,821	18,752	22,842	22,236	29,176	87,176	94,205	103,838
1300-1309	26,748	22,099	21,599	21,552	10,570	23,447	22,316	25,107	26,128	26,911	21,857	27,063	5,936
1400-1406	N/A	N/A	N/A	N/A	N/A	N/A	N/A	N/A	N/A	3,336	13,574	14,204	12,392
Fleet Avg.	21,554	36,658	33,834	23,856	22,104	34,918	20,210	18,481	26,480	33,135	52,493	138,804	43,338
Maintenance Pay Hours	3,076	3,938	3,972	4,095	4,098	4,385	4,135	4,143	3,816	3,920	4,440	3,091	3,132
No. Maint. Employees	25	25	25	23	24	24	25	23	23	23	26	24	26
Maint. Emps/100K Miles	8	10	9	8	9	9	9	8	9	9	10	9	9
Unscheduled Absences	6	4	1	3	0	2	3	2	1	1	3	4	7

Note: Some statistics may not be available (n/a) at this time. These will be brought current in future reports.

**MONTHLY BOARDINGS
Operations Data Summary**

IV. Staff Reports

Fixed Route Boardings		Passengers by Revenue Hrs/Miles			Service Days		Fiscal YTD Comparison Passenger Boardings		
October 2014 - Fixed Route Boardings	347,835	Revenue Hours -	October 2014	19,958	Weekdays -	October 14	23	Fiscal 2015 YTD 1,237,888	
			October 2013	19,964		October 13	23		
		Revenue Miles -	October 2014	219,407	Saturdays -	October 14	4		Fiscal 2014 YTD 1,120,431
			October 2013	219,584		October 13	4		
					Sundays -	October 14	4		
				October 13	4				
October 2014 Total Boardings	347,835	Passengers per Mile	1.6	Total Days - 2013	31	YTD Trend	10.5%		
October 2013 Total Boardings	317,401	Passengers per Hour	17.43	2012	31	Monthly Trend	9.6%		

October 2014 Fixed Route Passenger Total						October 2014 Weekday Average	October 2014 Passengers per Revenue Hour
Route	Destination Information	Weekday	Saturday	Sunday	Total		
1	Rossmoor / Shadelands	8,304			8,304	361	13.7
2	Rudgear / Walnut Creek	596			596	26	6.7
4	Walnut Creek Downtown Shuttle	19,850	2,208	1,871	23,929	863	24.5
5	Creekside / Walnut Creek	7,515			7,515	327	18.9
6	Lafayette / Moraga / Orinda	12,680	595	479	13,754	551	16.5
7	Shadelands / Pleasant Hill	3,788			3,788	165	8.0
9	DVC / Walnut Creek	14,422			14,422	627	14.9
10	Concord / Clayton Rd	28,449			28,449	1,237	25.8
11	Treat Blvd / Oak Grove	7,442			7,442	324	16.6
14	Monument Blvd	15,835			15,835	688	17.5
15	Treat Boulevard	14,107			14,107	613	19.8
16	Alhambra Ave / Monument Blvd	19,396			19,396	843	16.3
17	Olivera/Solano / Salvio / North Concord	6,699			6,699	291	15.3
18	Amtrak / Merello / Pleasant Hill	12,069			12,069	525	16.2
19	Amtrak / Pacheco Blvd / Concord	3,487			3,487	152	11.0
20	DVC / Concord	32,259			32,259	1,403	28.3
21	Walnut Creek / San Ramon Transit Center	14,829			14,829	645	12.7
25	Lafayette / Walnut Creek	1,755			1,755	76	7.8
28	North Concord / Martinez	7,657			7,657	333	10.8
35	Dougherty Valley	12,413			12,413	540	16.1
36	San Ramon / Dublin	5,939			5,939	258	9.2
91X	Concord Commuter Express	1,615			1,615	70	13.4
92X	Ace Shuttle Express	5,541			5,541	241	20.4
93X	Kirker Pass Express	5,680			5,680	247	17.4
95X	San Ramon / Danville Express	3,597			3,597	156	15.7
96X	Bishop Ranch Express	14,491			14,491	630	18.0
97X	Bishop Ranch Express	2,608			2,608	113	12.9
98X	Martinez Express	11,101			11,101	483	18.2
250 *	Gael Rail Service	180	152	86	418	18	4.4
260 *	Cal State East Bay / Concord Bart	253			253	28	3.3
301	Rossmoor / John Muir Medical Center		219	314	533	0	7.3
310	Concord Bart / Clayton Rd / Kirker Pass		1,865	1,535	3,400	0	30.1
311	Concord / Oak Grove / Treat Blvd / WC		1,063	960	2,023	0	16.8
314	Clayton Rd / Monument Blvd / PH		2,940	2,041	4,981	0	22.8
315	Concord / Willow Pass / Landana		279	197	475	0	8.7
316	Alhambra / Merello / Pleasant Hill		1,559	1,164	2,723	0	16.3
320	DVC / Concord		951	689	1,640	0	16.8
321	San Ramon / Walnut Creek		1,156	928	2,084	0	12.4
Alamo Creek	Alamo Creek / BART Walnut Creek	400			400	17	2.2
600's	Select Service	29,631			29,631	1,288	25.4
TOTALS		324,585	12,988	10,262	347,835	14,112	17.4

* Data from Link ** Seasonal Route

Operations Data Summary

OCTOBER 2014 PRODUCTIVITY

(sorted by Pass / Rev Hr - descending order)

Route	Destination Information	Total	Wkday Avg	Passenger / Rev Hr
310	Concord Bart / Clayton Rd / Kirker Pass	3,400	0	30.1
20	DVC / Concord	32,259	1,403	28.3
10	Concord / Clayton Rd	28,449	1,237	25.8
600's	Select Service	29,631	1,288	25.4
4	Walnut Creek Downtown Shuttle	23,929	863	24.5
314	Clayton Rd / Monument Blvd / Pleasant Hill	4,981	0	22.8
92X	Ace Shuttle Express	5,541	241	20.4
15	Treat Boulevard	14,107	613	19.8
5	Creekside / Walnut Creek	7,515	327	18.9
98X	Martinez Express	11,101	483	18.2
96X	Bishop Ranch Express	14,491	630	18.0
14	Monument Blvd	15,835	688	17.5
93X	Kirker Pass Express	5,680	247	17.4
320	DVC / Concord	1,640	0	16.8
311	Concord / Oak Grove / Treat Blvd / Walnut Creek	2,023	0	16.8
11	Treat Blvd / Oak Grove	7,442	324	16.6
6	Lafayette / Moraga / Orinda / Orinda Village	13,754	551	16.5
316	Alhambra / Merello / Pleasant Hill	2,723	0	16.3
16	Alhambra Ave / Monument Blvd	19,396	843	16.3
18	Amtrak / Merello / Pleasant Hill	12,069	525	16.2
35	Dougherty Valley	12,413	540	16.1
95X	San Ramon / Danville Express	3,597	156	15.7
17	Olivera/Solano / Salvio / North Concord	6,699	291	15.3
9	DVC / Walnut Creek	14,422	627	14.9
1	Rossmoor / Shadelands	8,304	361	13.7
91X	Concord Commuter Express	1,615	70	13.4
97X	Bishop Ranch Express	2,608	113	12.9
21	Walnut Creek / San Ramon Transit Center	14,829	645	12.7
321	San Ramon / Walnut Creek	2,084	0	12.4
19	Amtrak / Pacheco Blvd / Concord	3,487	152	11.0
28	North Concord / Martinez	7,657	333	10.8
36	San Ramon / Dublin	5,939	258	9.2
315	Concord / Willow Pass / Landana	475	0	8.7
7	Shadelands / Pleasant Hill / Walnut Creek	3,788	165	8.0
25	Lafayette / Walnut Creek	1,755	76	7.8
301	Rossmoor / John Muir Medical Center	533	0	7.3
2	Rudgear / Walnut Creek	596	26	6.7
250 *	Gael Rail Service	418	18	4.4
260 *	Cal State East Bay / Concord Bart	253	28	3.3
Alamo Creek	Alamo Creek / BART Walnut Creek	400	17	2.2

Operations Data Summary

AVERAGE WEEKDAY BOARDINGS TREND

Route	Destination Information	Oct-13	Nov-13	Dec-13	Jan-14	Feb-14	Mar-14	Apr-14	May-14	Jun-14	Jul-14	Aug-14	Sep-14	Oct-14
1	Rossmoor / Shadelands	309	301	271	273	290	295	310	300	298	349	351	375	361
2	Rudgear / Walnut Creek	57	62	51	52	53	51	54	53	47	48	25	23	26
4	Walnut Creek Downtown Shuttle	798	932	884	862	846	855	835	855	855	957	976	831	863
4H **	Walnut Creek Extended Holiday Shuttle		26	30										
5	Creekside / Walnut Creek	87	80	78	58	69	66	65	66	67	70	191	288	327
6	Lafayette / Moraga / Orinda	449	436	378	447	445	461	413	432	323	328	353	583	551
7	Shadelands / Pleasant Hill / Walnut Creek	206	210	186	206	219	214	206	196	194	210	174	146	165
9	DVC / Walnut Creek	570	551	512	522	549	545	546	523	512	560	602	644	627
10	Concord / Clayton Rd	1,104	1,086	1,008	1,030	1,037	1,094	1,079	1,118	1,037	1,069	1,134	1,278	1,237
11	Treat Blvd / Oak Grove	332	286	267	300	302	319	317	306	300	298	326	347	324
14	Monument Blvd	638	626	568	569	586	590	604	600	571	615	618	678	688
15	Treat Boulevard	579	507	478	531	520	550	533	564	479	469	531	619	613
16	Alhambra Ave / Monument Blvd	743	716	656	695	691	727	724	762	720	770	773	863	843
17	Olivera/Solano / Salvio / North Concord	260	245	234	229	248	249	256	259	268	267	299	300	291
18	Amtrak / Merello / Pleasant Hill	498	483	436	459	474	470	512	466	406	447	498	545	525
19	Amtrak / Pacheco Blvd / Concord	149	138	121	145	137	138	126	137	141	151	151	150	152
20	DVC / Concord	1,324	1,252	1,106	1,212	1,286	1,190	1,261	1,150	1,012	1,148	1,287	1,490	1,403
21	Walnut Creek / San Ramon Transit Center	611	608	562	584	585	596	608	609	580	623	615	668	645
25	Lafayette / Walnut Creek	74	55	59	59	67	68	74	69	65	77	64	88	76
28	North Concord / Martinez	332	316	293	356	346	349	331	317	295	305	324	349	333
35	Dougherty Valley	448	431	404	433	449	451	472	476	444	457	491	578	540
36	San Ramon / Dublin	242	236	222	233	250	250	236	257	240	247	243	268	258
91X	Concord Commuter Express	36	40	31	38	37	41	43	41	40	45	64	72	70
92X	Ace Shuttle Express	227	205	192	218	230	219	206	211	233	255	243	259	241
93X	Kirker Pass Express	250	214	201	223	244	239	234	226	203	218	230	269	247
95X	San Ramon / Danville Express	151	150	128	167	162	161	171	176	177	194	178	168	156
96X	Bishop Ranch Express	545	528	497	550	584	599	623	581	608	649	646	642	630
97X	Bishop Ranch Express	113	115	96	110	111	112	115	108	122	117	107	118	113
98X	Martinez Express	470	425	387	426	429	424	428	410	356	410	429	474	483
250 *	St Mary's College Gael Rail Shuttle	29	27	14	16	18	22	15	13	0	0	27	31	18
260 *	Cal State East Bay / Concord Bart	26	22	20	20	20	13	18	14	11	14	11	6	28
ALAMO *	Alamo Creek / BART Walnut Creek					11	10	11	10	14	16	15	16	17
600's	Select Service	1,117	929	865	1,000	1,096	1,069	1,065	1,136	575	59	362	1,272	1,288
TOTALS		12,752	12,189	11,212	12,008	12,375	12,422	12,479	12,429	11,224	11,441	12,310	14,410	14,112

NOTE: * Data comes from Link Operators ** These are seasonal routes

Operations Data Summary

AVERAGE WEEKEND BOARDINGS TREND

Route	Destination Information	Oct-13	Nov-13	Dec-13	Jan-14	Feb-14	Mar-14	Apr-14	May-14	Jun-14	Jul-14	Aug-14	Sep-14	Oct-14
SATURDAY		4Days	5 Days	5 Days	4Days	4Days	5 Days	4 Days	5 Days	4 Days	4 Days	5 Days	4 Days	4 Days
4	Walnut Creek Downtown Shuttle	470	619	482	566	498	510	539	539	561	618	602	613	552
4H **	Walnut Creek Extended Holiday Shuttle		18	86										
6	Lafayette / Moraga / Orinda	123	132	65	114	122	138	115	104	61	69	91	189	149
250 *	St Mary's College Gael Rail Shuttle	50	41	16	36	36	33	23	25			6	42	38
301	Rossmoor / John Muir Medical Center	65	70	65	68	78	60	77	75	60	66	84	83	55
310	Concord Bart / Clayton Rd / Kirker Pass	424	428	335	441	418	429	424	438	435	460	485	476	466
311	Concord / Oak Grove / Treat Blvd / WC	251	258	214	263	234	255	272	248	240	261	280	282	266
314	Clayton Rd / Monument Blvd / PH	638	646	502	589	564	641	641	651	639	689	763	730	735
315	Concord / Willow Pass / Landana	68	67	56	55	66	65	82	63	60	72	72	86	70
316	Alhambra / Merello / Pleasant Hill	352	343	261	359	312	338	324	344	338	379	404	384	390
320	DVC / Concord	226	210	168	225	201	218	238	247	244	291	263	259	238
321	San Ramon / Walnut Creek	260	252	201	267	243	252	284	264	267	284	271	294	289
TOTALS		2,929	3,084	2,454	2,982	2,771	2,938	3,019	2,998	2,906	3,191	3,322	3,440	3,247

Route	Destination Information	Oct-13	Nov-13	Dec-13	Jan-14	Feb-14	Mar-14	Apr-14	May-14	Jun-14	Jul-14	Aug-14	Sep-14	Oct-14
SUNDAY		5 Days	4 Days	4 Days	4 Days	4 Days	5 Days	4 Days	4 Days	5 Days	4 Days	5 Days	4 Days	4 Days
4	Walnut Creek Downtown Shuttle	411	547	590	391	354	373	376	425	429	505	513	385	468
6	Lafayette / Moraga / Orinda	101	108	96	96	99	96	98	90	53	71	82	124	120
250 *	St Mary's College Gael Rail Shuttle	38	37	23	23	26	25	21	22			9	24	22
301	Rossmoor / John Muir Medical Center	55	61	74	41	46	35	66	53	56	48	50	71	78
310	Concord Bart / Clayton Rd / Kirker Pass	329	348	442	358	323	347	368	383	366	381	420	374	384
311	Concord / Oak Grove / Treat Blvd / WC	200	177	225	182	176	184	202	202	220	223	213	249	240
314	Clayton Rd / Monument Blvd / PH	438	480	597	433	399	442	404	456	470	494	561	510	510
315	Concord / Willow Pass / Landana	44	56	57	45	46	55	48	57	38	43	44	56	49
316	Alhambra / Merello / Pleasant Hill	264	277	330	240	213	233	249	276	256	271	295	281	291
320	DVC / Concord	115	153	195	140	125	147	157	155	172	211	213	173	172
321	San Ramon / Walnut Creek	193	194	229	189	177	189	183	211	212	228	229	220	232
TOTALS		2,187	2,438	2,857	2,138	1,985	2,125	2,170	2,330	2,274	2,475	2,628	2,465	2,565

NOTE: * Data comes from Link Operators ** These are seasonal routes

Routes 4H - 250 -260 (line #17 - 43 - #44) are hidden when not in service(UNHIDE lines when in service)

Route Description Summary

Route #	Description
1	Rossmoor Shopping Center, Tice Valley Blvd, Boulevard Wy, Oakland Blvd, Trinity Ave , BART Walnut Creek, Ygnacio Valley, Montego, John Muir Medical Center, N Wiget Ln, Shadelands Office Park
2	Rudgear Rd, Stewart Ave, Trotter Wy, Dapplegray Rd, Palmer Rd, Mountain View Blvd, San Miguel Dr, Broadway, BART Walnut Creek
4	BART Walnut Creek, N California Blvd, Locust St, Mt Diablo Blvd, Broadway Plaza, S Main St, Pringle Ave
4H	Walnut Creek Extended Holiday Service (November 28 thru December 31)
5	BART Walnut Creek, California, Newell, S Main St, Creekside Dr
6	BART Orinda, Orinda Village, Orinda Wy, Moraga Wy, Moraga Rd, St Marys Rd, St Mary's College, Mt Diablo Blvd, BART Lafayette
7	BART Pleasant Hill, Treat Blvd, Oak Grove, Shadelands Office Park
9	DVC, Contra Costa Blvd, Ellinwood Wy, JFK University, Gregory Ln, Cleaveland Rd, Boyd Rd, W Hookston Rd, Patterson Blvd, Oak Park Blvd, Coggins Dr, BART Pleasant Hill, N Main St, N California Blvd, BART Walnut Creek
10	BART Concord, Clayton Rd, Center St, Marsh Creek Rd
11	BART Concord, Port Chicago Highway, Salvio St, Mira Vista Terrace, Fry Wy, Clayton Rd, Market St, Meadow Ln, Oak Grove Rd, Treat Blvd, BART Pleasant Hill
14	BART Concord, Oak St, Laguna St, Detroit Ave, Monument Blvd, Mohr Ln, David Ave, Bancroft Rd, Treat Blvd, BART Pleasant Hill
15	BART Concord, Port Chicago Highway, Salvio St, Parkside Dr, Willow Pass Rd, Landana Dr, West St, Clayton Rd, Treat Blvd, BART Pleasant Hill, Oak Rd, N Civic Dr, Ygnacio Valley Rd, BART Walnut Creek
16	BART Concord, Oak St, Galindo St, Monument Blvd, Crescent Plaza, Cleaveland Rd, Gregory Ln, Pleasant Hill Rd, Alhambra Ave, Berrellesa St, Escobar St, Court St, Martinez Amtrak
17	BART Concord, Grant St, East St, Solano Wy, Olivera Rd, Port Chicago Highway, BART North Concord
18	BART Pleasant Hill, Oak Rd, Buskirk Ave, Crescent Plaza, Gregory Ln, Pleasant Hill Rd, Taylor Blvd, Morello Ave, Viking Dr, Contra Costa Blvd, DVC, Old Quarry Rd, Pacheco Blvd, Muir Rd, Arnold Dr, Morello, Pacheco Blvd, Martinez Amtrak
19	BART Concord, Galindo St, Concord Ave, Bisso Ln, Stanwell Dr, John Glenn Dr, Galaxy Wy, Diamond Blvd, Contra Costa Blvd, Pacheco Blvd, Martinez Amtrak
20	BART Concord, Grant St, Concord Blvd, Clayton Rd, Gateway Blvd, Willow Pass Rd, Sun Valley Blvd, Golf Club Rd, DVC
21	BART Walnut Creek, N & S California Blvd, Newell Ave, S Main St, Danville Blvd, Railroad Ave, San Ramon Valley Blvd, Danville Park & Ride, Camino Ramon, Fostoria Wy, San Ramon Transit Center
25	BART Lafayette, Mt Diablo Blvd, Highway 24, Highway 680, BART Walnut Creek
28	BART North Concord, Port Chicago Highway, Bates Ave, Commercial Cir, Pike Ln, Arnold Industrial Wy, Marsh Dr, Contra Costa Blvd, Chilpancino Pkwy, Old Quarry Rd, DVC, Highway 680, Highway 4, Center Ave, VA Clinic, Howe Rd, Pacheco Blvd, Martinez Amtrak
35	BART Dublin, Dublin Blvd, Dougherty Rd, Bollinger Canyon Rd, E Branch Pkwy, Windemere Pkwy, Sunset Dr, Bishop Dr, Executive Pkwy, San Ramon Transit Center
36	BART Dublin, Dublin Blvd, Village Pkwy, Alcosta Blvd, Fircrest Ln, San Ramon Valley Blvd, Tareyton Ave, Bollinger Canyon Rd, Crow Canyon Rd, Executive Pkwy, San Ramon Transit Center
91X	BART Concord, Galindo St, Concord Ave, John Glenn Dr, Galaxy Wy, Chevron, Diamond Blvd, Willow Pass Rd, Gateway Blvd, Clayton Rd, Oak St
92X	Shadelands Office Park, Ygnacio Valley Rd, Highway 680, Danville Park & Ride, Crow Canyon Rd, Bishop Ranch 15, San Ramon Transit Center, Camino Ramon, ATT, Sunset Dr, Chevron, Ace Train Station Pleasanton
93X	BART Walnut Creek, Ygnacio Valley Rd, Shadelands Office Park, Oak Grove Rd, Kirker Pass Rode, Railroad Ave, Buchanan Rd, Somersville Rd, Fairview Dr, Delta Fair Blvd, Highway 4, Hillcrest Park & Ride
95X	BART Walnut Creek, Highway 680, Crow Canyon Pl, Fostoria Wy, Camino Ramon, San Ramon Transit Center
96X	BART Walnut Creek, Highway 680, Chevron, Bishop Ranch 1, Bishop Ranch 3, Bishop Ranch 6, San Ramon Transit Center, Bishop Ranch 15, Annabel Ln, Bishop Ranch 8, Bishop Dr, Sunset Dr
97X	BART Dublin, Highway 680, Highway 580, Chevron, Bishop Ranch 1, Bishop Ranch 3, Bishop Ranch 6, San Ramon Transit Center, Bishop Ranch 15, Annabel Ln, Bishop Ranch 8, Bishop Dr, Sunset Dr
98X	BART Walnut Creek, N Main St, Highway 680, Sun Valley Blvd, Contra Costa Blvd, Concord Ave, Diamond Blvd., Highway 680, Highway 4, Alhambra Ave, Berrellesa St, Escobar St, Court St, Martinez Amtrak
250	St Mary's College, St Marys Rd, Moraga Rd, Mt Diablo Blvd, BART Lafayette
260	Cal State, East Bay, Concord Bart

Route Description Summary

Route #	Description
301	Rossmoor Shopping Center, Tice Valley Blvd, Boulevard Wy, Oakland Blvd, Trinity Ave , BART Walnut Creek, Ygnacio Valley, Montego, John Muir Medical Center
310	Concord Bart, Clayton Rd, Kirker Pass
311	BART Concord, Port Chicago Highway, Salvio St, Mira Vista Terrace, Fry Wy, Clayton Rd, Market St, Meadow Ln, Oak Grove Rd, Treat Blvd, BART Pleasant Hill
314	Ayers Rd, Concord Blvd, Kirker Pass Rd, Clayton Rd, BART Concord, Oak St, Laguna St, Detroit Ave, Monument Blvd, Mohr Ln, David Ave, Crescent Plaza, Cleaveland Rd, Gregory Ln, Contra Costa Blvd, DVC
315	BART Concord, Port Chicago Highway, Salvio St, Parkside Dr, Willow Pass Rd, Landana Dr, West St, Clayton Rd
316	BART Pleasant Hill, Oak Rd, Buskirk Ave, Crescent Plaza, Gregory Ln, Contra Costa Blvd, Golf Club Rd, DVC, Old Quarry Rd, Pacheco Blvd, Muir Rd, Arnold Dr, Pacheco Blvd, Morrelo Ave, Martinez Amtrak, Berrellesa St, Alhambra Ave
320	BART Concord, Grant St, Concord Blvd, Clayton Rd, Gateway Blvd, Willow Pass Rd, Diamond Blvd, Concord Ave, Chilpancingo Pkwy, Old Quarry Rd, DVC
321	BART Walnut Creek, N & S California Blvd, Newell Ave, S Main St, Danville Blvd, Railroad Ave, San Ramon Valley Blvd, Camino Ramon, Fostoria Wy, San Ramon Transit Center- Shops at BR.
601	N Civic Dr, Parkside Dr, Riveria Ave, BART Walnut Creek, Trinity Ave, Oakland Blvd, Boulevard Wy, Tice Valley Blvd, Meadow Rd, Castle Hill Rd, Danville Blvd, Hillgrade Ave., Crest Ave, Rossmoor Shopping Center
602	Walnut Blvd, Oro Valley Cir, Mountain View Blvd, Rudgear Rd, Stewart Ave, Trotter Wy, Dapplegray Rd, Palmer Rd, Mountain View Blvd, San Miguel Dr, N & S California Blvd, BART Walnut Creek
603	Camino Pablo, Moraga Rd, St Marys Rd, St Mary's College, Mt Diablo Blvd, BART Lafayette
605	N Civic Dr, N Broadway, Lincoln Ave, Mt Pisgah St, Newell Ave, Lilac Dr, S Main St, Creekside Dr
606	BART Orinda, Orinda Wy, Miner Rd, Honey Hill Rd, Via Las Cruces, Saint Stephens Dr, Orinda Woods Dr, Moraga Wy, Ivy Dr, Moraga Rd, St Marys Rd, St Mary's College, Mt Diablo Blvd, BART Lafayette
608	VA Clinic, Center Ave, Pacheco Blvd, Contra Costa Blvd, Chilpancingo Pkwy, Old Quarry Rd, DVC
609	BART Walnut Creek, Ygnacio Valley Rd, Marchbanks Dr, Walnut Ave
610	BART Concord, Clayton Rd, Ayers Rd, Concord Blvd, Kirkwood Dr, Oakhurst Dr, Center St, Marsh Creek Rd, Mountaire Pkwy, Mountaire Cir
611	BART Concord, Port Chicago Highway, Salvio St, Mira Vista Terrace, Fry Wy, Clayton Rd, Market St, Meadow Ln, Oak Grove Rd, Treat Blvd, Bancroft Rd, Minert Rd
612	BART Concord, Clayton Rd, Ayers Rd, Concord Blvd, Kirker Pass Rd, Washington Blvd, Pennsylvania Blvd, Pine Hollow Rd, El Camino Dr, Michigan Blvd
613	Minert Rd, Oak Grove Rd, Monument Blvd, Detroit Ave, Laguna St, Oak St, BART Concord
614	BART Concord, Clayton Rd, Michigan Blvd, Pennsylvania Blvd, Pine Hollow Rd, El Camino Dr
615	Concord Blvd, Landana Dr., Willow Pass Rd., Parkside Dr., Salvio St., East St., clayton Rd., Oakland Ave., Mount Diablo St., BART Concord
616	Treat Blvd, Bancroft Rd, Minert Rd, Oak Grove Rd, Monument Blvd, San Miguel Rd, Galindo St, Oak St, BART Concord
619	Minert Rd, Oak Grove Rd, Monument Blvd, Mohr Ln, David Ave, Bancroft Rd, Treat Blvd, BART Pleasant Hill
622	Pine Valley Rd, Broadmoor Dr, Montevideo Dr, Alcosta Blvd, Crow Canyon Rd, Tassajara Ranch Rd, Camino Tassajara
623	Danville Blvd, Stone Valley Rd, Green Valley Rd, Diablo Rd, Hartz Ave, San Ramon Valley Blvd, Sycamore Valley Rd, Camino Tassajara, Tassajara Ranch Rd, Crow Canyon Rd, Anabel Ln
625	Rossmoor Shopping Center, Tice Valley Blvd, Olympic Blvd, Pleasant Hill Rd, Acalanes Ave, Stanley Blvd, Mt Diablo Blvd, BART Lafayette, Happy Valley Rd, Upper Happy Valley Rd, El Nido Ranch Rd, Hidden Valley Rd, Acalanes Rd
626	St Mary's College, St Marys Rd, Rohrer Dr, Moraga Rd, Mt Diablo Blvd, BART Lafayette, Happy Valley Rd, Upper Happy Valley Rd, El Nido Ranch Rd, Hidden Valley Rd, Acalanes Rd
627	BART North Concord, Port Chicago Highway, Bates Ave, Mason Cir
635	Bollinger Canyon Rd, Dougherty Rd, Crow Canyon Rd, Tassajara Ranch Rd, Camino Tassajara, Lusitano St, Charbray St
636	San Ramon Transit Center, Executive Pkwy, Crow Canyon Rd, Bollinger Canyon Rd, San Ramon Valley Blvd, Broadmoor Dr, Alcosta Blvd, Fircrest Ln, Village Pkwy, Dublin Blvd, BART Dublin
649	DVC, Galaxy Way / Meridian Park Blvd , BART Concord
Alamo Creek Shuttle	Alamo Creek, Monterosso, Ponderosa Colony, BART Walnut Creek