

Agenda Item 7.a

TO: O&S Committee

DATE: December 18, 2014

FROM: Anne Muzzini
Director of Planning & Marketing

SUBJ: Fixed Route Reports

Fixed Route Operating Reports for November 2014

1. Monthly Boarding's Data

The following represent the numbers that are most important to staff in evaluating the performance of the fixed route system.

<u>Title</u>	FY 14-15		
	<u>Current Month</u>	<u>YTD Avg</u>	<u>Annual Goal</u>
Total Passengers	271,707		
Average Weekday	12,873	13,029	
Pass/Rev Hour	16.1	16.5	Standard Goal > 17.0
Missed Trips	0.03%	0.11%	Standard Goal < 0.25%
Miles between Road Calls	62,900	33,202	Standard Goal > 18,000

* Based on current standards from updated SRTP

Analysis

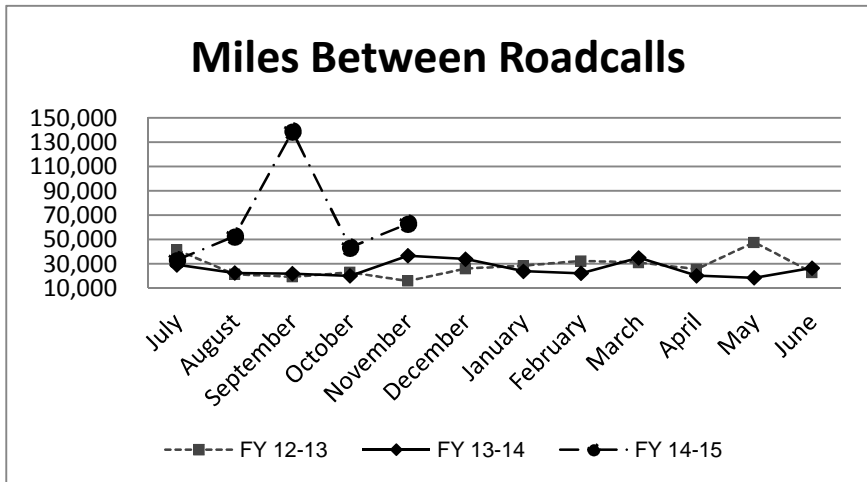
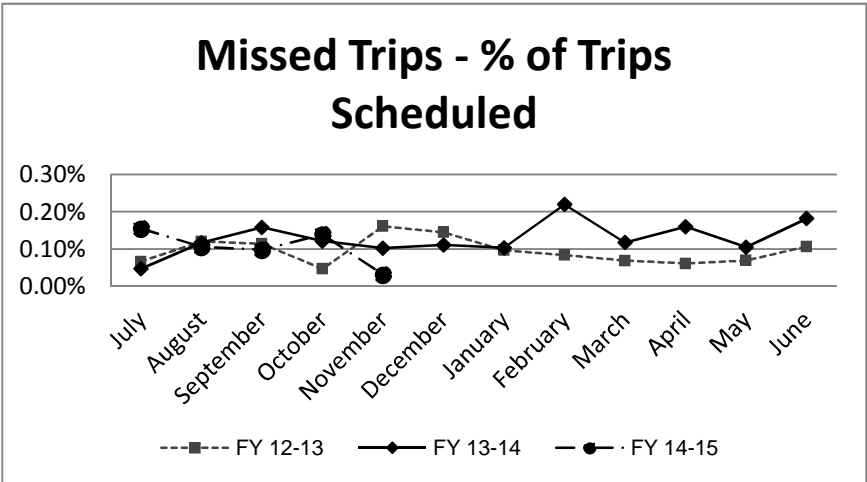
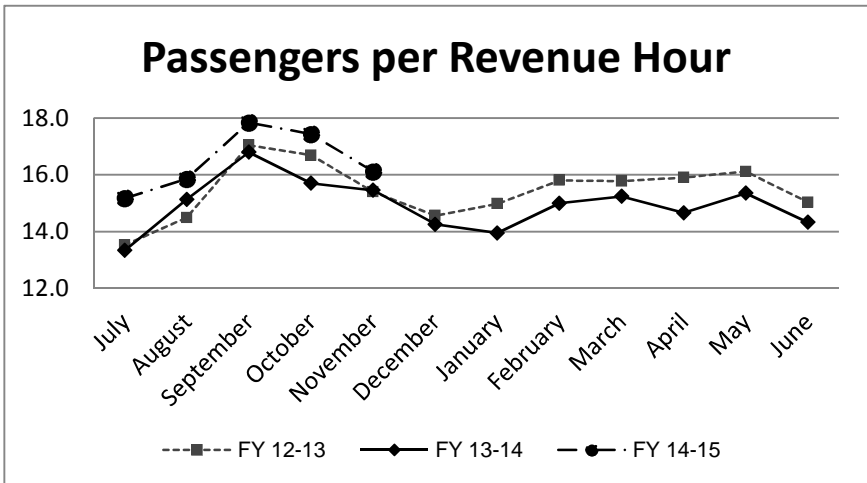
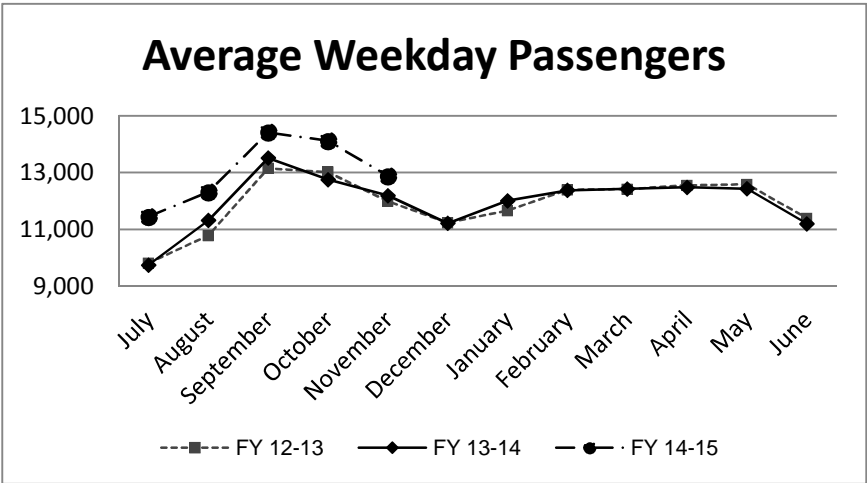
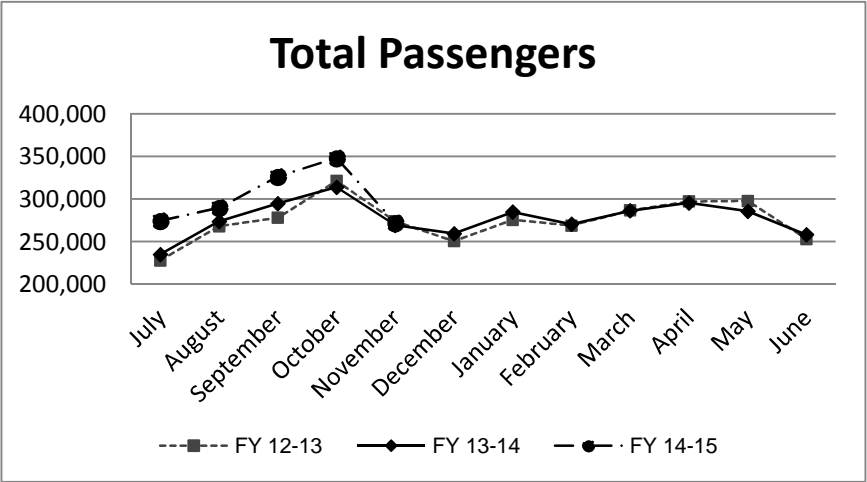
Average weekday ridership was lower in November (12,873 passengers) than October (14,112 passengers) and higher November 2013 (12,189 passengers).

Passengers per hour in November was 16.1, an decrease from 17.4 in October and an increase from November 2013 when passengers per hour was 15.5.

The percentage of missed trips in November was 0.03%. A decrease from the prior month (0.14%). The YTD average is 0.11% missed trips.

The number of miles between roadcalls was 62,900 miles in November, higher than the prior month in which there were 43,338 miles between roadcalls. The 12 month average is 33,202 miles between roadcalls.

NOTE: 'Pass/Rev Hour (16.1)' does not included the BART Bus Bridge Passengers.



**TRANSPORTATION and MAINTANCE
Operation Data Summary**

TRANSPORTATION	2013	2013	2014	2014	2014	2014	2014	2014	2014	2014	2014	2014	2014	12 Month TOTALS
	November	December	January	February	March	April	May	June	July	August	September	October	November	
Number of Buses	121	121	121	121	121	121	121	121	121	121	121	121	121	121
Totals Hub Miles	256,603	270,672	286,271	265,243	279,341	282,946	277,215	264,800	265,079	262,467	277,607	303,715	251,601	3,286,957
Work Days	29	30	30	28	31	30	30	30	30	31	29	31	29	359
Revenue Hours	17,407	18,183	20,408	17,773	18,785	20,149	18,588	18,010	18,087	18,185	18,290	19,958	16,866	223,282
Operator Pay Hours	31,322	35,582	35,800	31,009	33,389	30,333	31,920	32,106	32,918	31,939	32,986	33,540	31,189	392,710
Number of Operators	170	170	167	173	172	169	167	166	177	170	170	171	165	170
Unscheduled Absences	306	284	399	341	390	341	302	287	300	321	329	421	289	4,004
FT Protection	56	71	47	32	40	23	33	37	39	47	51	61	36	517
Worker Comp.	79	71	119	99	121	124	105	94	90	92	59	107	108	1,189
Sick leave	171	142	233	210	229	194	164	156	171	182	219	253	145	2,298
Collision Accidents	8	6	8	4	3	6	5	6	5	6	10	2	3	64
Passenger Accidents	12	15	10	15	14	11	17	16	7	17	23	15	6	166
Total Chargeable Collisions	0	2	4	4	1	1	2	2	0	1	7	0	2	26
Chargeable/100K Miles	0.00	0.73	1.39	1.50	0.35	0.35	0.72	0.75	0.00	0.38	2.52	0.00	0.79	0.79
Number of Trips Scheduled	22,546	23,490	24,313	22,365	23,931	24,454	23,931	23,121	23,332	23,665	24,546	26,694	22,661	286,503
Number of Trips Missed	23	26	25	49	28	39	25	42	36	25	24	37	7	363
Of Trips Scheduled - % Missed	0.10%	0.11%	0.10%	0.22%	0.12%	0.16%	0.10%	0.18%	0.15%	0.11%	0.10%	0.14%	0.03%	0.13%
Of Trips Missed - Mechanical	15	18	13	22	19	22	19	21	19	10	9	21	2	195
On Time Performance %	75%	86%	87%	76%	80%	86%	85%	87%	88%	86%	84%	84%	85%	85%
MAINTENANCE														
A/C Operative - Avg. %	100%	100%	100%	100%	100%	100%	100%	100%	100%	100%	100%	100%	100%	100%
Lifts Operative - Ave %	100%	100%	100%	100%	100%	100%	100%	100%	100%	100%	100%	100%	100%	100%
PM Complete on Schedule	100%	100%	100%	100%	100%	100%	100%	100%	100%	100%	100%	100%	100%	100%
Total Road Calls	10	14	19	12	13	22	20	19	11	12	7	10	8	167
Road Calls for Mechanical	7	8	12	6	8	14	15	10	8	5	2	7	4	99
Road Calls for Other	3	6	7	6	5	8	5	9	3	7	5	3	4	68

Miles Between Mechanical Road Calls

Bus Numbers

100 - 199	7,427	9,542	9,625	9,986	12,246	12,398	10,161	6,002	N/A	N/A	N/A	N/A	N/A	
200 - 299	29,078	14,873	30,841	31,361	34,024	30,978	15,263	26,758	33,877	30,224	25,792	32,070	9,112	
300 - 399	12,039	41,728	18,804	31,694	12,416	37,733	11,733	11,332	37,831	35,587	35,358	38,860	32,204	
400 - 499	31,221	33,034	11,887	31,638	34,102	8,568	32,411	33,712	28,125	13,083	33,105	37,859	29,424	
500 - 518	47,331	46,279	17,072	12,187	51,811	25,746	13,110	24,631	23,735	47,883	47,880	27,477	48,025	
900 - 939	41,665	22,186	33,256	22,669	28,821	18,752	22,842	22,236	29,176	87,176	94,205	103,838	83,857	
1300-1309	22,099	21,599	21,552	10,570	23,447	22,316	25,107	26,128	26,911	21,857	27,063	5,936	19,511	
1400-1406	N/A	N/A	N/A	N/A	N/A	N/A	N/A	N/A	3,336	13,574	14,204	12,392	11,243	
Fleet Avg.	36,658	33,834	23,856	22,104	34,918	20,210	18,481	26,480	33,135	52,493	138,804	43,338	62,900	33,202
Maintenance Pay Hours	3,938	3,972	4,095	4,098	4,385	4,135	4,143	3,816	3,920	4,440	3,091	3,132	4,269	47,495
No. Maint. Employees	25	25	23	24	24	25	23	23	23	26	24	26	26	24
Maint. Emps/100K Miles	10	9	8	9	9	9	8	9	9	10	9	9	10	1
Unscheduled Absences	4	1	3	0	2	3	2	1	1	3	4	7	1	2

Note: Some statistics may not be available (n/a) at this time. These will be brought current in future reports.

**MONTHLY BOARDINGS
Operations Data Summary**

IV. Staff Reports

Fixed Route Boardings		Passengers by Revenue Hrs/Miles		Service Days		Fiscal YTD Comparison Passenger Boardings	
November 2014 - Fixed Route Boardings	271,707	Revenue Hours - November 2014	16,866	Weekdays - November 14	19	Fiscal 2015 YTD	1,511,068
		November 2013	17,407	November 13	20		
Event - BART Bus Bridge	1,473	Revenue Miles - November 2014	185,474	Saturdays - November 14	5	Fiscal 2014 YTD	1,389,387
		November 2013	190,046	November 13	5		
				Sundays - November 14	5		
				November 13	4		
November 2014 Total Boardings	273,180	Passengers per Mile	1.5	Total Days - 2013	29	YTD Trend	8.8%
November 2013 Total Boardings	268,956	Passengers per Hour	16.20	2012	29	Monthly Trend	1.6%

November 2014 Fixed Route Passenger Total						November 2014	November 2014
Route	Destination Information	Weekday	Saturday	Sunday	Total	Weekday Average	Passengers per Revenue Hour
1	Rossmoor / Shadelands	6,934			6,934	365	13.9
2	Rudgear / Walnut Creek	419			419	22	5.7
4	Walnut Creek Downtown Shuttle	16,300	2,635	1,936	20,871	858	23.9
4H **	Walnut Creek Extended Holiday Service	20	64		84	20	7.9
5	Creekside / Walnut Creek	5,838			5,838	307	17.7
6	Lafayette / Moraga / Orinda	9,339	737	538	10,614	492	14.4
7	Shadelands / Pleasant Hill	3,032			3,032	160	7.8
9	DVC / Walnut Creek	11,421			11,421	601	14.3
10	Concord / Clayton Rd	22,143			22,143	1,165	24.3
11	Treat Blvd / Oak Grove	5,987			5,987	315	16.2
14	Monument Blvd	11,962			11,962	630	16.0
15	Treat Boulevard	10,477			10,477	551	17.8
16	Alhambra Ave / Monument Blvd	14,824			14,824	780	15.0
17	Olivera/Solano / Salvio / North Concord	5,083			5,083	268	14.3
18	Amtrak / Merello / Pleasant Hill	9,151			9,151	482	14.9
19	Amtrak / Pacheco Blvd / Concord	2,528			2,528	133	9.6
20	DVC / Concord	24,843			24,843	1,308	26.4
21	Walnut Creek / San Ramon Transit Center	11,740			11,740	618	12.2
25	Lafayette / Walnut Creek	1,473			1,473	78	7.9
28	North Concord / Martinez	5,856			5,856	308	10.0
35	Dougherty Valley	9,410			9,410	495	14.8
36	San Ramon / Dublin	4,526			4,526	238	8.5
91X	Concord Commuter Express	1,401			1,401	74	14.0
92X	Ace Shuttle Express	4,046			4,046	213	18.0
93X	Kirker Pass Express	4,181			4,181	220	15.5
95X	San Ramon / Danville Express	2,658			2,658	140	13.9
96X	Bishop Ranch Express	10,954			10,954	577	16.7
97X	Bishop Ranch Express	1,867			1,867	98	11.2
98X	Martinez Express	8,234			8,234	433	16.3
250 *	Gael Rail Service	76	159	108	343	11	3.6
260 *	Cal State East Bay / Concord Bart	336			336	24	2.8
301	Rossmoor / John Muir Medical Center		281	299	580	0	6.5
310	Concord Bart / Clayton Rd / Kirker Pass		2,133	1,715	3,848	0	27.5
311	Concord / Oak Grove / Treat Blvd / WC		1,324	1,106	2,430	0	16.0
314	Clayton Rd / Monument Blvd / PH		3,473	2,397	5,870	0	21.5
315	Concord / Willow Pass / Landana		346	241	587	0	8.7
316	Alhambra / Merello / Pleasant Hill		1,769	1,374	3,142	0	15.2
320	DVC / Concord		1,126	760	1,885	0	15.2
321	San Ramon / Walnut Creek		1,435	1,158	2,593	0	12.3
Alamo Creek	Alamo Creek / BART Walnut Creek	319			319	17	2.1
600's	Select Service	17,217			17,217	906	24.9
TOTALS		244,595	15,481	11,631	271,707	12,873	16.1

* Data from Link ** Seasonal Route

Operations Data Summary

NOVEMBER 2014 PRODUCTIVITY

(sorted by Pass / Rev Hr - decending order)

Route	Destination Information	Total	Wkday Avg	Passenger / Rev Hr
310	Concord Bart / Clayton Rd / Kirker Pass	3,848	0	27.5
20	DVC / Concord	24,843	1,308	26.4
600's	Select Service	17,217	906	24.9
10	Concord / Clayton Rd	22,143	1,165	24.3
4	Walnut Creek Downtown Shuttle	20,871	858	23.9
314	Clayton Rd / Monument Blvd / Pleasant Hill	5,870	0	21.5
92X	Ace Shuttle Express	4,046	213	18.0
15	Treat Boulevard	10,477	551	17.8
5	Creekside / Walnut Creek	5,838	307	17.7
96X	Bishop Ranch Express	10,954	577	16.7
98X	Martinez Express	8,234	433	16.3
11	Treat Blvd / Oak Grove	5,987	315	16.2
14	Monument Blvd	11,962	630	16.0
311	Concord / Oak Grove / Treat Blvd / Walnut Creek	2,430	0	16.0
93X	Kirker Pass Express	4,181	220	15.5
316	Alhambra / Merello / Pleasant Hill	3,142	0	15.2
320	DVC / Concord	1,885	0	15.2
16	Alhambra Ave / Monument Blvd	14,824	780	15.0
18	Amtrak / Merello / Pleasant Hill	9,151	482	14.9
35	Dougherty Valley	9,410	495	14.8
6	Lafayette / Moraga / Orinda / Orinda Village	10,614	492	14.4
9	DVC / Walnut Creek	11,421	601	14.3
17	Olivera/Solano / Salvio / North Concord	5,083	268	14.3
91X	Concord Commuter Express	1,401	74	14.0
95X	San Ramon / Danville Express	2,658	140	13.9
1	Rossmoor / Shadelands	6,934	365	13.9
321	San Ramon / Walnut Creek	2,593	0	12.3
21	Walnut Creek / San Ramon Transit Center	11,740	618	12.2
97X	Bishop Ranch Express	1,867	98	11.2
28	North Concord / Martinez	5,856	308	10.0
19	Amtrak / Pacheco Blvd / Concord	2,528	133	9.6
315	Concord / Willow Pass / Landana	587	0	8.7
36	San Ramon / Dublin	4,526	238	8.5
4H **	Walnut Creek Extended Holiday Service	84	20	7.9
25	Lafayette / Walnut Creek	1,473	78	7.9
7	Shadelands / Pleasant Hill / Walnut Creek	3,032	160	7.8
301	Rossmoor / John Muir Medical Center	580	0	6.5
2	Rudgear / Walnut Creek	419	22	5.7
250 *	Gael Rail Service	343	11	3.6
260 *	Cal State East Bay / Concord Bart	336	24	2.8
Alamo Creek	Alamo Creek / BART Walnut Creek	319	17	2.1

*NOTE: * Data comes from Link Operators ** These are seasonal routes*

Operations Data Summary

AVERAGE WEEKDAY BOARDINGS TREND

Route	Destination Information	Nov-13	Dec-13	Jan-14	Feb-14	Mar-14	Apr-14	May-14	Jun-14	Jul-14	Aug-14	Sep-14	Oct-14	Nov-14
1	Rossmoor / Shadelands	301	271	273	290	295	310	300	298	349	351	375	361	365
2	Rudgear / Walnut Creek	62	51	52	53	51	54	53	47	48	25	23	26	22
4	Walnut Creek Downtown Shuttle	932	884	862	846	855	835	855	855	957	976	831	863	858
4H **	Walnut Creek Extended Holiday Shuttle	26	30											20
5	Creekside / Walnut Creek	80	78	58	69	66	65	66	67	70	191	288	327	307
6	Lafayette / Moraga / Orinda	436	378	447	445	461	413	432	323	328	353	583	551	492
7	Shadelands / Pleasant Hill / Walnut Creek	210	186	206	219	214	206	196	194	210	174	146	165	160
9	DVC / Walnut Creek	551	512	522	549	545	546	523	512	560	602	644	627	601
10	Concord / Clayton Rd	1,086	1,008	1,030	1,037	1,094	1,079	1,118	1,037	1,069	1,134	1,278	1,237	1,165
11	Treat Blvd / Oak Grove	286	267	300	302	319	317	306	300	298	326	347	324	315
14	Monument Blvd	626	568	569	586	590	604	600	571	615	618	678	688	630
15	Treat Boulevard	507	478	531	520	550	533	564	479	469	531	619	613	551
16	Alhambra Ave / Monument Blvd	716	656	695	691	727	724	762	720	770	773	863	843	780
17	Olivera/Solano / Salvio / North Concord	245	234	229	248	249	256	259	268	267	299	300	291	268
18	Amtrak / Merello / Pleasant Hill	483	436	459	474	470	512	466	406	447	498	545	525	482
19	Amtrak / Pacheco Blvd / Concord	138	121	145	137	138	126	137	141	151	151	150	152	133
20	DVC / Concord	1,252	1,106	1,212	1,286	1,190	1,261	1,150	1,012	1,148	1,287	1,490	1,403	1,308
21	Walnut Creek / San Ramon Transit Center	608	562	584	585	596	608	609	580	623	615	668	645	618
25	Lafayette / Walnut Creek	55	59	59	67	68	74	69	65	77	64	88	76	78
28	North Concord / Martinez	316	293	356	346	349	331	317	295	305	324	349	333	308
35	Dougherty Valley	431	404	433	449	451	472	476	444	457	491	578	540	495
36	San Ramon / Dublin	236	222	233	250	250	236	257	240	247	243	268	258	238
91X	Concord Commuter Express	40	31	38	37	41	43	41	40	45	64	72	70	74
92X	Ace Shuttle Express	205	192	218	230	219	206	211	233	255	243	259	241	213
93X	Kirker Pass Express	214	201	223	244	239	234	226	203	218	230	269	247	220
95X	San Ramon / Danville Express	150	128	167	162	161	171	176	177	194	178	168	156	140
96X	Bishop Ranch Express	528	497	550	584	599	623	581	608	649	646	642	630	577
97X	Bishop Ranch Express	115	96	110	111	112	115	108	122	117	107	118	113	98
98X	Martinez Express	425	387	426	429	424	428	410	356	410	429	474	483	433
250 *	St Mary's College Gael Rail Shuttle	27	14	16	18	22	15	13	0	0	27	31	18	11
260 *	Cal State East Bay / Concord Bart	22	20	20	20	13	18	14	11	14	11	6	28	24
ALAMO *	Alamo Creek / BART Walnut Creek				11	10	11	10	14	16	15	16	17	17
600's	Select Service	929	865	1,000	1,096	1,069	1,065	1,136	575	59	362	1,272	1,288	906
TOTALS		12,189	11,212	12,008	12,375	12,422	12,479	12,429	11,224	11,441	12,310	14,410	14,112	12,873

*NOTE: * Data comes from Link Operators ** These are seasonal routes*

Operations Data Summary

AVERAGE WEEKEND BOARDINGS TREND

Route	Destination Information	Nov-13	Dec-13	Jan-14	Feb-14	Mar-14	Apr-14	May-14	Jun-14	Jul-14	Aug-14	Sep-14	Oct-14	Nov-14
SATURDAY		<i>5 Days</i>	<i>5 Days</i>	<i>4Days</i>	<i>4Days</i>	<i>5 Days</i>	<i>4 Days</i>	<i>5 Days</i>	<i>4 Days</i>	<i>4 Days</i>	<i>5 Days</i>	<i>4 Days</i>	<i>4 Days</i>	<i>5 Days</i>
4	Walnut Creek Downtown Shuttle	619	482	566	498	510	539	539	561	618	602	613	552	527
4H **	Walnut Creek Extended Holiday Shuttle	18	86											64
6	Lafayette / Moraga / Orinda	132	65	114	122	138	115	104	61	69	91	189	149	147
250 *	St Mary's College Gael Rail Shuttle	41	16	36	36	33	23	25			6	42	38	32
301	Rossmoor / John Muir Medical Center	70	65	68	78	60	77	75	60	66	84	83	55	56
310	Concord Bart / Clayton Rd / Kirker Pass	428	335	441	418	429	424	438	435	460	485	476	466	427
311	Concord / Oak Grove / Treat Blvd / WC	258	214	263	234	255	272	248	240	261	280	282	266	265
314	Clayton Rd / Monument Blvd / PH	646	502	589	564	641	641	651	639	689	763	730	735	695
315	Concord / Willow Pass / Landana	67	56	55	66	65	82	63	60	72	72	86	70	69
316	Alhambra / Merello / Pleasant Hill	343	261	359	312	338	324	344	338	379	404	384	390	354
320	DVC / Concord	210	168	225	201	218	238	247	244	291	263	259	238	225
321	San Ramon / Walnut Creek	252	201	267	243	252	284	264	267	284	271	294	289	287
TOTALS		3,084	2,454	2,982	2,771	2,938	3,019	2,998	2,906	3,191	3,322	3,440	3,247	3,096

Route	Destination Information	Nov-13	Dec-13	Jan-14	Feb-14	Mar-14	Apr-14	May-14	Jun-14	Jul-14	Aug-14	Sep-14	Oct-14	Nov-14
SUNDAY		<i>4 Days</i>	<i>4 Days</i>	<i>4 Days</i>	<i>4 Days</i>	<i>5 Days</i>	<i>4 Days</i>	<i>4 Days</i>	<i>5 Days</i>	<i>4 Days</i>	<i>5 Days</i>	<i>4 Days</i>	<i>4 Days</i>	<i>5 Days</i>
4	Walnut Creek Downtown Shuttle	547	590	391	354	373	376	425	429	505	513	385	468	387
6	Lafayette / Moraga / Orinda	108	96	96	99	96	98	90	53	71	82	124	120	108
250 *	St Mary's College Gael Rail Shuttle	37	23	23	26	25	21	22			9	24	22	22
301	Rossmoor / John Muir Medical Center	61	74	41	46	35	66	53	56	48	50	71	78	60
310	Concord Bart / Clayton Rd / Kirker Pass	348	442	358	323	347	368	383	366	381	420	374	384	343
311	Concord / Oak Grove / Treat Blvd / WC	177	225	182	176	184	202	202	220	223	213	249	240	221
314	Clayton Rd / Monument Blvd / PH	480	597	433	399	442	404	456	470	494	561	510	510	479
315	Concord / Willow Pass / Landana	56	57	45	46	55	48	57	38	43	44	56	49	48
316	Alhambra / Merello / Pleasant Hill	277	330	240	213	233	249	276	256	271	295	281	291	275
320	DVC / Concord	153	195	140	125	147	157	155	172	211	213	173	172	152
321	San Ramon / Walnut Creek	194	229	189	177	189	183	211	212	228	229	220	232	232
TOTALS		2,438	2,857	2,138	1,985	2,125	2,170	2,330	2,274	2,475	2,628	2,465	2,565	2,326

NOTE: * Data comes from Link Operators ** These are seasonal routes

Route Description Summary

Route #	Description
1	Rossmoor Shopping Center, Tice Valley Blvd, Boulevard Wy, Oakland Blvd, Trinity Ave , BART Walnut Creek, Ygnacio Valley, Montego, John Muir Medical Center, N Wiget Ln, Shadelands Office Park
2	Rudgear Rd, Stewart Ave, Trotter Wy, Dapplegray Rd, Palmer Rd, Mountain View Blvd, San Miguel Dr, Broadway, BART Walnut Creek
4	BART Walnut Creek, N California Blvd, Locust St, Mt Diablo Blvd, Broadway Plaza, S Main St, Pringle Ave
4H	Walnut Creek Extended Holiday Service (November 28 thru December 31)
5	BART Walnut Creek, California, Newell, S Main St, Creekside Dr
6	BART Orinda, Orinda Village, Orinda Wy, Moraga Wy, Moraga Rd, St Marys Rd, St Mary's College, Mt Diablo Blvd, BART Lafayette
7	BART Pleasant Hill, Treat Blvd, Oak Grove, Shadelands Office Park
9	DVC, Contra Costa Blvd, Ellinwood Wy, JFK University, Gregory Ln, Cleaveland Rd, Boyd Rd, W Hookston Rd, Patterson Blvd, Oak Park Blvd, Coggins Dr, BART Pleasant Hill, N Main St, N California Blvd, BART Walnut Creek
10	BART Concord, Clayton Rd, Center St, Marsh Creek Rd
11	BART Concord, Port Chicago Highway, Salvio St, Mira Vista Terrace, Fry Wy, Clayton Rd, Market St, Meadow Ln, Oak Grove Rd, Treat Blvd, BART Pleasant Hill
14	BART Concord, Oak St, Laguna St, Detroit Ave, Monument Blvd, Mohr Ln, David Ave, Bancroft Rd, Treat Blvd, BART Pleasant Hill
15	BART Concord, Port Chicago Highway, Salvio St, Parkside Dr, Willow Pass Rd, Landana Dr, West St, Clayton Rd, Treat Blvd, BART Pleasant Hill, Oak Rd, N Civic Dr, Ygnacio Valley Rd, BART Walnut Creek
16	BART Concord, Oak St, Galindo St, Monument Blvd, Crescent Plaza, Cleaveland Rd, Gregory Ln, Pleasant Hill Rd, Alhambra Ave, Berrellesa St, Escobar St, Court St, Martinez Amtrak
17	BART Concord, Grant St, East St, Solano Wy, Olivera Rd, Port Chicago Highway, BART North Concord
18	BART Pleasant Hill, Oak Rd, Buskirk Ave, Crescent Plaza, Gregory Ln, Pleasant Hill Rd, Taylor Blvd, Morello Ave, Viking Dr, Contra Costa Blvd, DVC, Old Quarry Rd, Pacheco Blvd, Muir Rd, Arnold Dr, Morello, Pacheco Blvd, Martinez Amtrak
19	BART Concord, Galindo St, Concord Ave, Bisso Ln, Stanwell Dr, John Glenn Dr, Galaxy Wy, Diamond Blvd, Contra Costa Blvd, Pacheco Blvd, Martinez Amtrak
20	BART Concord, Grant St, Concord Blvd, Clayton Rd, Gateway Blvd, Willow Pass Rd, Sun Valley Blvd, Golf Club Rd, DVC
21	BART Walnut Creek, N & S California Blvd, Newell Ave, S Main St, Danville Blvd, Railroad Ave, San Ramon Valley Blvd, Danville Park & Ride, Camino Ramon, Fostoria Wy, San Ramon Transit Center
25	BART Lafayette, Mt Diablo Blvd, Highway 24, Highway 680, BART Walnut Creek
28	BART North Concord, Port Chicago Highway, Bates Ave, Commercial Cir, Pike Ln, Arnold Industrial Wy, Marsh Dr, Contra Costa Blvd, Chilpancingo Pkwy, Old Quarry Rd, DVC, Highway 680, Highway 4, Center Ave, VA Clinic, Howe Rd, Pacheco Blvd, Martinez Amtrak
35	BART Dublin, Dublin Blvd, Dougherty Rd, Bollinger Canyon Rd, E Branch Pkwy, Windemere Pkwy, Sunset Dr, Bishop Dr, Executive Pkwy, San Ramon Transit Center
36	BART Dublin, Dublin Blvd, Village Pkwy, Alcosta Blvd, Fircrest Ln, San Ramon Valley Blvd, Tareyton Ave, Bollinger Canyon Rd, Crow Canyon Rd, Executive Pkwy, San Ramon Transit Center
91X	BART Concord, Galindo St, Concord Ave, John Glenn Dr, Galaxy Wy, Chevron, Diamond Blvd, Willow Pass Rd, Gateway Blvd, Clayton Rd, Oak St
92X	Shadelands Office Park, Ygnacio Valley Rd, Highway 680, Danville Park & Ride, Crow Canyon Rd, Bishop Ranch 15, San Ramon Transit Center, Camino Ramon, ATT, Sunset Dr, Chevron, Ace Train Station Pleasanton
93X	BART Walnut Creek, Ygnacio Valley Rd, Shadelands Office Park, Oak Grove Rd, Kirker Pass Rode, Railroad Ave, Buchanan Rd, Somersville Rd, Fairview Dr, Delta Fair Blvd, Highway 4, Hillcrest Park & Ride
95X	BART Walnut Creek, Highway 680, Crow Canyon Pl, Fostoria Wy, Camino Ramon, San Ramon Transit Center
96X	BART Walnut Creek, Highway 680, Chevron, Bishop Ranch 1, Bishop Ranch 3, Bishop Ranch 6, San Ramon Transit Center, Bishop Ranch 15, Annabel Ln, Bishop Ranch 8, Bishop Dr, Sunset Dr
97X	BART Dublin, Highway 680, Highway 580, Chevron, Bishop Ranch 1, Bishop Ranch 3, Bishop Ranch 6, San Ramon Transit Center, Bishop Ranch 15, Annabel Ln, Bishop Ranch 8, Bishop Dr, Sunset Dr
98X	BART Walnut Creek, N Main St, Highway 680, Sun Valley Blvd, Contra Costa Blvd, Concord Ave, Diamond Blvd., Highway 680, Highway 4, Alhambra Ave, Berrellesa St, Escobar St, Court St, Martinez Amtrak
250	St Mary's College, St Marys Rd, Moraga Rd, Mt Diablo Blvd, BART Lafayette
260	Cal State, East Bay, Concord Bart

Route Description Summary

Route #	Description
301	Rossmoor Shopping Center, Tice Valley Blvd, Boulevard Wy, Oakland Blvd, Trinity Ave , BART Walnut Creek, Ygnacio Valley, Montego, John Muir Medical Center
310	Concord Bart, Clayton Rd, Kirker Pass
311	BART Concord, Port Chicago Highway, Salvio St, Mira Vista Terrace, Fry Wy, Clayton Rd, Market St, Meadow Ln, Oak Grove Rd, Treat Blvd, BART Pleasant Hill
314	Ayers Rd, Concord Blvd, Kirker Pass Rd, Clayton Rd, BART Concord, Oak St, Laguna St, Detroit Ave, Monument Blvd, Mohr Ln, David Ave, Crescent Plaza, Cleaveland Rd, Gregory Ln, Contra Costa Blvd, DVC
315	BART Concord, Port Chicago Highway, Salvio St, Parkside Dr, Willow Pass Rd, Landana Dr, West St, Clayton Rd
316	BART Pleasant Hill, Oak Rd, Buskirk Ave, Crescent Plaza, Gregory Ln, Contra Costa Blvd, Golf Club Rd, DVC, Old Quarry Rd, Pacheco Blvd, Muir Rd, Arnold Dr, Pacheco Blvd, Morrelo Ave, Martinez Amtrak, Berrellesa St, Alhambra Ave
320	BART Concord, Grant St, Concord Blvd, Clayton Rd, Gateway Blvd, Willow Pass Rd, Diamond Blvd, Concord Ave, Chilpancingo Pkwy, Old Quarry Rd, DVC
321	BART Walnut Creek, N & S California Blvd, Newell Ave, S Main St, Danville Blvd, Railroad Ave, San Ramon Valley Blvd, Camino Ramon, Fostoria Wy, San Ramon Transit Center- Shops at BR.
601	N Civic Dr, Parkside Dr, Riveria Ave, BART Walnut Creek, Trinity Ave, Oakland Blvd, Boulevard Wy, Tice Valley Blvd, Meadow Rd, Castle Hill Rd, Danville Blvd, Hillgrade Ave., Crest Ave, Rossmoor Shopping Center
602	Walnut Blvd, Oro Valley Cir, Mountain View Blvd, Rudgear Rd, Stewart Ave, Trotter Wy, Dapplegray Rd, Palmer Rd, Mountain View Blvd, San Miguel Dr, N & S California Blvd, BART Walnut Creek
603	Camino Pablo, Moraga Rd, St Marys Rd, St Mary's College, Mt Diablo Blvd, BART Lafayette
605	N Civic Dr, N Broadway, Lincoln Ave, Mt Pisgah St, Newell Ave, Lilac Dr, S Main St, Creekside Dr
606	BART Orinda, Orinda Wy, Miner Rd, Honey Hill Rd, Via Las Cruces, Saint Stephens Dr, Orinda Woods Dr, Moraga Wy, Ivy Dr, Moraga Rd, St Marys Rd, St Mary's College, Mt Diablo Blvd, BART Lafayette
608	VA Clinic, Center Ave, Pacheco Blvd, Contra Costa Blvd, Chilpancingo Pkwy, Old Quarry Rd, DVC
609	BART Walnut Creek, Ygnacio Valley Rd, Marchbanks Dr, Walnut Ave
610	BART Concord, Clayton Rd, Ayers Rd, Concord Blvd, Kirkwood Dr, Oakhurst Dr, Center St, Marsh Creek Rd, Mountaire Pkwy, Mountaire Cir
611	BART Concord, Port Chicago Highway, Salvio St, Mira Vista Terrace, Fry Wy, Clayton Rd, Market St, Meadow Ln, Oak Grove Rd, Treat Blvd, Bancroft Rd, Minert Rd
612	BART Concord, Clayton Rd, Ayers Rd, Concord Blvd, Kirker Pass Rd, Washington Blvd, Pennsylvania Blvd, Pine Hollow Rd, El Camino Dr, Michigan Blvd
613	Minert Rd, Oak Grove Rd, Monument Blvd, Detroit Ave, Laguna St, Oak St, BART Concord
614	BART Concord, Clayton Rd, Michigan Blvd, Pennsylvania Blvd, Pine Hollow Rd, El Camino Dr
615	Concord Blvd, Landana Dr., Willow Pass Rd., Parkside Dr., Salvio St., East St., clayton Rd., Oakland Ave., Mount Diablo St., BART Concord
616	Treat Blvd, Bancroft Rd, Minert Rd, Oak Grove Rd, Monument Blvd, San Miguel Rd, Galindo St, Oak St, BART Concord
619	Minert Rd, Oak Grove Rd, Monument Blvd, Mohr Ln, David Ave, Bancroft Rd, Treat Blvd, BART Pleasant Hill
622	Pine Valley Rd, Broadmoor Dr, Montevideo Dr, Alcosta Blvd, Crow Canyon Rd, Tassajara Ranch Rd, Camino Tassajara
623	Danville Blvd, Stone Valley Rd, Green Valley Rd, Diablo Rd, Hartz Ave, San Ramon Valley Blvd, Sycamore Valley Rd, Camino Tassajara, Tassajara Ranch Rd, Crow Canyon Rd, Anabel Ln
625	Rossmoor Shopping Center, Tice Valley Blvd, Olympic Blvd, Pleasant Hill Rd, Acalanes Ave, Stanley Blvd, Mt Diablo Blvd, BART Lafayette, Happy Valley Rd, Upper Happy Valley Rd, El Nido Ranch Rd, Hidden Valley Rd, Acalanes Rd
626	St Mary's College, St Marys Rd, Rohrer Dr, Moraga Rd, Mt Diablo Blvd, BART Lafayette, Happy Valley Rd, Upper Happy Valley Rd, El Nido Ranch Rd, Hidden Valley Rd, Acalanes Rd
627	BART North Concord, Port Chicago Highway, Bates Ave, Mason Cir
635	Bollinger Canyon Rd, Dougherty Rd, Crow Canyon Rd, Tassajara Ranch Rd, Camino Tassajara, Lusitano St, Charbray St
636	San Ramon Transit Center, Executive Pkwy, Crow Canyon Rd, Bollinger Canyon Rd, San Ramon Valley Blvd, Broadmoor Dr, Alcosta Blvd, Fircrest Ln, Village Pkwy, Dublin Blvd, BART Dublin
649	DVC, Galaxy Way / Meridian Park Blvd , BART Concord
Alamo Creek Shuttle	Alamo Creek, Monterosso, Ponderosa Colony, BART Walnut Creek