

County Connection

2477 Arnold Industrial Way Concord, CA 94520-5326 (925) 676-7500 countyconnection.com

OPERATIONS & SCHEDULING COMMITTEE AGENDA

Friday, April 3rd, 2015
8:00 a.m.

Supervisor Andersen Office
309 Diablo Rd, Danville, CA

Agenda

1. Approval of Agenda
2. Public Communication
3. Approval of Minutes of February, 2015*
4. Maintenance - None
5. Planning and Scheduling
 - a. Verbal Updates
 - i. LCTOP Grant and Martinez Shuttle Implementation
 - ii. Shadelands Shuttle Ridership and Marketing
 - iii. Progress on Lamorinda Service Plan
 - iv. Progress on Countywide Express Bus Study
 - v. Implementation of Bus Stop Access Improvements
6. Reports
 - a. Fixed Route Monthly Report*
 - b. LINK Monthly Report*
7. Committee Comments
8. Future Agenda Items
9. Next Scheduled Meeting
10. Adjournment

*Enclosure

FY2014/2015 O&S Committee

Laura Hoffmeister – Concord, Robert Storer – Danville, Dave Hudson – San Ramon,
Candace Andersen – Contra Costa County

Clayton • Concord • Contra Costa County • Danville • Lafayette • Martinez
Moraga • Orinda • Pleasant Hill • San Ramon • Walnut Creek

CENTRAL CONTRA COSTA TRANSIT AUTHORITY

General Information

Public Comment: Each person wishing to address the committee is requested to complete a Speakers Card for submittal to the Committee Chair before the meeting convenes or the applicable agenda item is discussed. Persons who address the Committee are also asked to furnish a copy of any written statement to the Committee Chair. Persons who wish to speak on matters set for Public Hearings will be heard when the Chair calls for comments from the public. After individuals have spoken, the Public Hearing is closed and the matter is subject to discussion and action by the Committee.

A period of thirty (30) minutes has been allocated for public comments concerning items of interest within the subject matter jurisdiction of the Committee. Each individual will be allotted three minutes, which may be extended at the discretion of the Committee Chair.

Consent Items: All matters listed under the Consent Calendar are considered by the committee to be routine and will be enacted by one motion. There will be no separate discussion of these items unless requested by a committee member or a member of the public prior to when the committee votes on the motion to adopt.

Availability of Public Records: All public records relating to an open session item on this agenda, which are not exempt from disclosure pursuant to the California Public Records Act, that are distributed to a majority of the legislative body, will be available for public inspection at 2477 Arnold Industrial Way, Concord, California, at the same time that the public records are distributed or made available to the legislative body. The agenda and enclosures for this meeting are posted also on our website at www.countyconnection.com.

Accessible Public Meetings: Upon request, County Connection will provide written agenda materials in appropriate alternative formats, or disability-related modification or accommodation, including auxiliary aids or services, to enable individuals with disabilities to participate in public meetings. Please send a written request, including your name, mailing address, phone number and brief description of the requested materials and preferred alternative format or auxiliary aid or service so that it is received by County Connection at least 48 hours before the meeting convenes. Requests should be sent to the Lathina Hill, at 2477 Arnold Industrial Way, Concord, CA 94520 or hill@cccta.org.

Shuttle Service: With 24-hour notice, a County Connection LINK shuttle can be available at the nearest BART station for individuals who want to attend the meeting. To arrange for the shuttle service, please call Robert Greenwood – 925/680 2072, no later than 24 hours prior to the start of the meeting.

Currently Scheduled Board and Committee Meetings

| | |
|------------------------------------|--|
| Board of Directors: | Thursday, April 16, 9:00 a.m., County Connection Board Room |
| Administration & Finance: | Wednesday, April 1, 9:00 a.m. 1676 N. California Blvd., S620, Walnut Creek |
| Advisory Committee: | Tuesday, May 12, 2:00 p.m., County Connection Board Room |
| Marketing, Planning & Legislative: | Thursday, April 9, 8:30 a.m., 100 Gregory Ln, Pleasant Hill |
| Operations & Scheduling: | Friday, April 3, 8:00 a.m., 309 Diablo Rd, Danville |

The above meeting schedules are subject to change. Please check the County Connection Website (www.countyconnection.com) or contact County Connection staff at 925/676-1976 to verify date, time and location prior to attending a meeting.

This agenda is posted on County Connection's Website (www.countyconnection.com) and at the County Connection Administrative Offices, 2477 Arnold Industrial Way, Concord, California

Summary Minutes
Operations & Scheduling Committee
Supervisor Andersen Office
309 Diablo Road, Danville, CA
February 4, 2015, 8:00 a.m.

Directors: Directors Candace Andersen, Robert Storer, Dave Hudson

Staff: Rick Ramacier, Scott Mitchell, Laramie Bowron, Anne Muzzini,

Public: None

Call to Order: Meeting called to order at 8:00 a.m. by Director Andersen

1. **Approval of Agenda Items:** Agenda was approved.
2. **Public Comment and/or Communication:** None.
3. **Approval of O&S Summary Minutes for January, 2015:** Minutes were approved.
4. **Maintenance:**
 - a. Award Contract for Security Gates – Mr. Mitchell explained that the gates to the upper and lower parking lots were beyond their useful life and that three bids had been received for their replacement. There was discussion about when the gates would be closed and how they would be over ridden in an emergency situation. The Committee approved the expenditure of \$78,010.77 in TDA funds and awarding the contract to Electronic Innovations, Inc.
5. **Planning and Scheduling:**
 - a. Update on Martinez Shuttle Implementation, Free Shadelands Shuttle, and On Board Survey – Ms. Muzzini gave a verbal update in the LTCOP grant status and the Martinez Shuttle implementation which is awaiting approval. Stops are being worked out with the City and staff is awaiting approval of the grant. In the meantime the required Title VI analysis is being done. Service may begin in the Summer bid or the fall bid. She also reported that the Shadelands business owners decided to make the Route #7 free starting February 16th and not wait until the logo and bus wrap scheme was finalized. The On Board survey is scheduled to be conducted in March with final results being available for use in the Short Range Transit Plan and in Clipper Day Pass Title VI analysis.
6. **Staff Reports**
 - a. Fixed Route Monthly Report – Ms. Muzzini presented the fixed-route report which was approved without comment.
 - b. LINK Monthly Report – Mr. Ramacier presented the report which was approved without comment.
7. **Committee Comments** – None.
8. **Future Agenda Items** – None.
9. **Next Scheduled Meeting** –The committee scheduled the next meeting for March 6th at 8:00am at Supervisor Andersen’s Office.
10. **Adjournment** – The meeting was adjourned at 9:00 a.m.

Agenda Item 7.a

TO: O&S Committee

DATE: March 17, 2015

FROM: Anne Muzzini
Director of Planning & Marketing

SUBJ: Fixed Route Reports

Fixed Route Operating Reports for February 2015

1. Monthly Boarding's Data

The following represent the numbers that are most important to staff in evaluating the performance of the fixed route system.

| <u>Title</u> | FY 14-15 | | |
|--------------------------|----------------------|----------------|------------------------|
| | <u>Current Month</u> | <u>YTD Avg</u> | <u>Annual Goal</u> |
| Total Passengers | 285,951 | | |
| Average Weekday | 13,182 | 12,840 | |
| Pass/Rev Hour | 16.3 | 16.1 | Standard Goal > 17.0 |
| Missed Trips | 0.12% | 0.11% | Standard Goal < 0.25% |
| Miles between Road Calls | 44,299 | 33,961 | Standard Goal > 18,000 |

* Based on current standards from updated SRTP

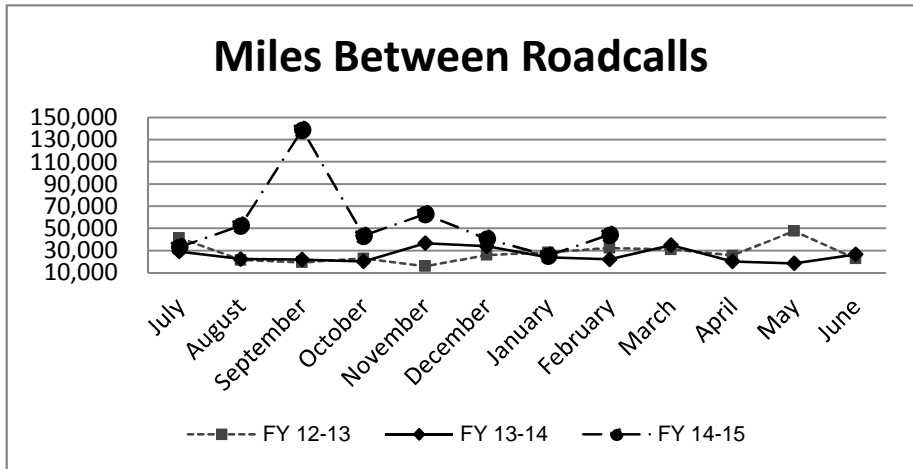
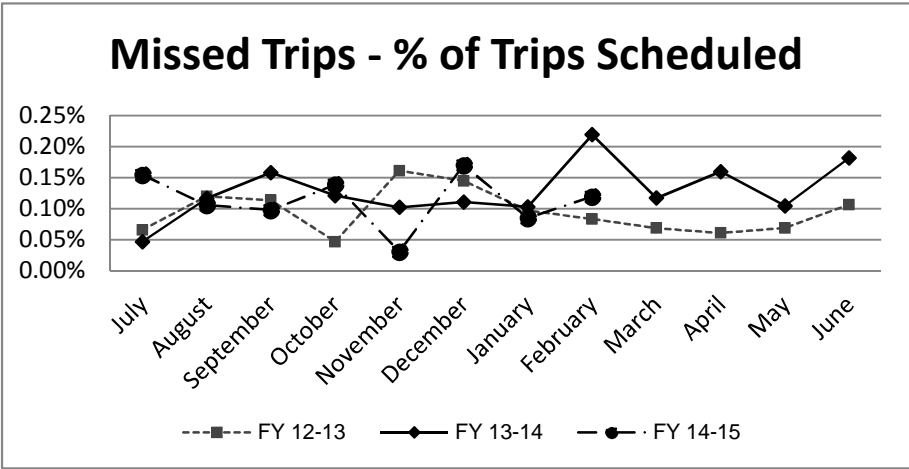
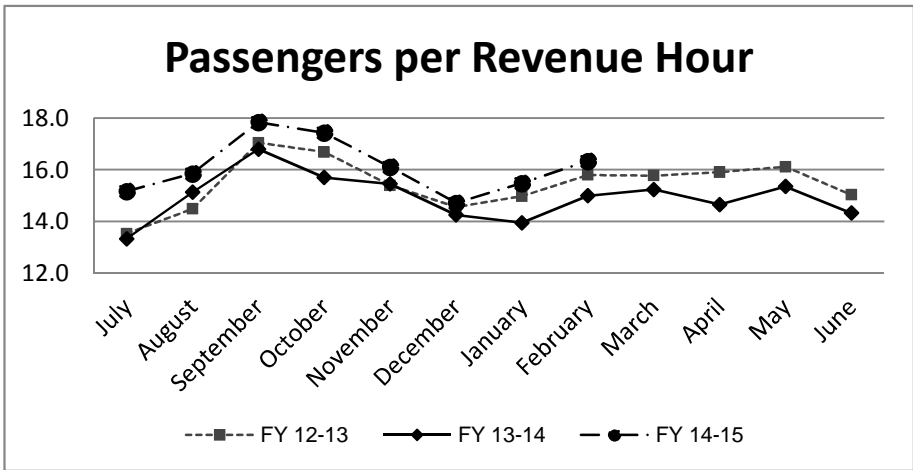
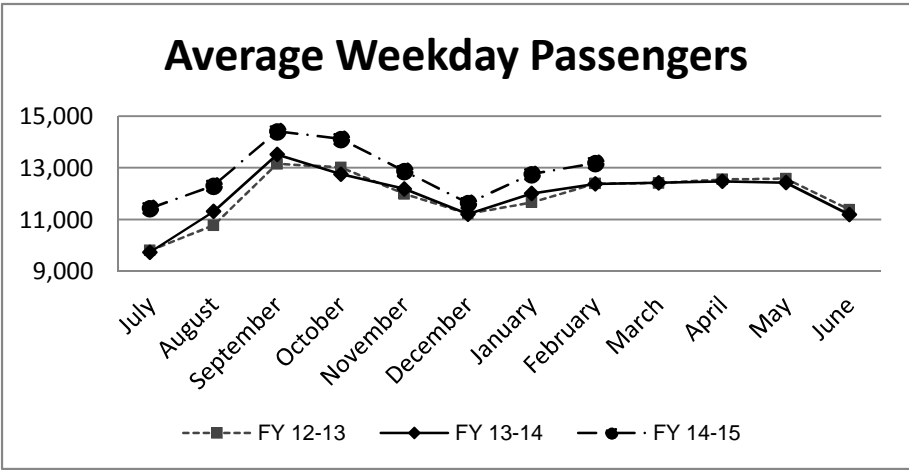
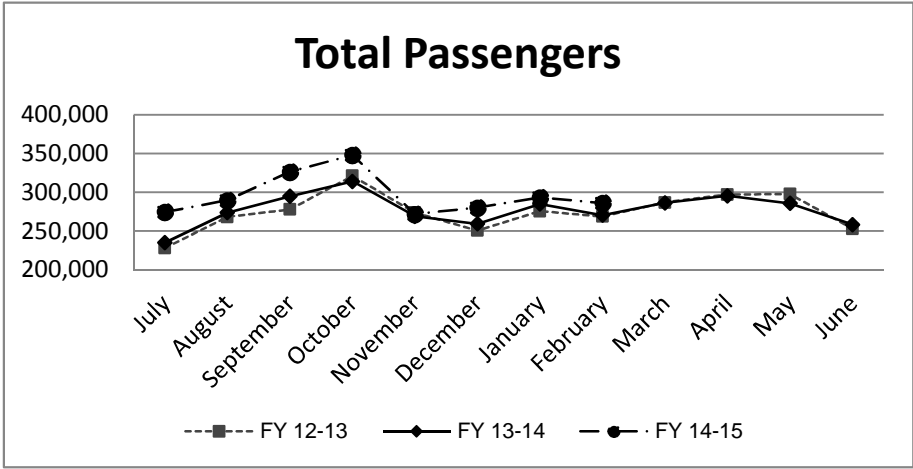
Analysis

Average weekday ridership was higher in February (13,182 passengers) than January (12,756 passengers) and higher than February 2014 (12,375 passengers).

Passengers per hour in February was 16.3, an increase from 15.5 in January and an increase from February 2014 when passengers per hour was 15.0.

The percentage of missed trips in February was 0.12%. An increase from the prior month (0.08%). The YTD average is 0.11% missed trips.

The number of miles between roadcalls was 44,299 miles in February, higher than the prior month in which there were 25,383 miles between roadcalls. The 12 month average is 33,961 miles between roadcalls.



**TRANSPORTATION and MAINTANCE
Operation Data Summary**

| TRANSPORTATION | 2014 February | 2014 March | 2014 April | 2014 May | 2014 June | 2014 July | 2014 August | 2014 September | 2014 October | 2014 November | 2014 December | 2015 January | 2015 February | 12 Month TOTALS |
|--|--------------------------|-----------------------|-----------------------|---------------------|----------------------|----------------------|------------------------|---------------------------|-------------------------|--------------------------|--------------------------|-------------------------|--------------------------|----------------------------|
| Number of Buses | 121 | 121 | 121 | 121 | 121 | 121 | 121 | 121 | 121 | 121 | 121 | 121 | 121 | 121 |
| Totals Hub Miles | 265,243 | 279,341 | 282,946 | 277,215 | 264,800 | 265,079 | 262,467 | 277,607 | 303,715 | 251,601 | 284,440 | 279,218 | 265,796 | 3,294,225 |
| Work Days | 28 | 31 | 30 | 30 | 30 | 30 | 31 | 29 | 31 | 29 | 30 | 30 | 28 | 359 |
| Revenue Hours | 17,773 | 18,785 | 20,149 | 18,588 | 18,010 | 18,087 | 18,185 | 18,290 | 19,958 | 16,866 | 18,937 | 18,428 | 17,506 | 221,789 |
| Operator Pay Hours | 31,009 | 33,389 | 30,333 | 31,920 | 32,106 | 32,918 | 31,939 | 32,986 | 33,540 | 31,189 | 32,751 | 37,114 | 30,051 | 390,236 |
| Number of Operators | 173 | 172 | 169 | 167 | 166 | 177 | 170 | 170 | 171 | 165 | 164 | 162 | 175 | 169 |
| Unscheduled Absences | 341 | 390 | 341 | 302 | 287 | 300 | 321 | 329 | 421 | 289 | 365 | 280 | 307 | 3,932 |
| FT Protection | 32 | 40 | 23 | 33 | 37 | 39 | 47 | 51 | 61 | 36 | 41 | 30 | 31 | 469 |
| Worker Comp. | 99 | 121 | 124 | 105 | 94 | 90 | 92 | 59 | 107 | 108 | 96 | 57 | 69 | 1,122 |
| Sick leave | 210 | 229 | 194 | 164 | 156 | 171 | 182 | 219 | 253 | 145 | 228 | 193 | 207 | 2,341 |
| Collision Accidents | 4 | 3 | 6 | 5 | 6 | 5 | 6 | 10 | 2 | 3 | 9 | 11 | 5 | 71 |
| Passenger Accidents | 15 | 14 | 11 | 17 | 16 | 7 | 17 | 23 | 15 | 6 | 28 | 10 | 13 | 177 |
| Total Chargeable Collisions | 4 | 1 | 1 | 2 | 2 | 0 | 1 | 7 | 0 | 2 | 1 | 2 | 2 | 21 |
| Chargeable/100K Miles | 1.50 | 0.35 | 0.35 | 0.72 | 0.75 | 0.00 | 0.38 | 2.52 | 0.00 | 0.79 | 0.35 | 0.71 | 0.75 | 0.63 |
| Number of Trips Scheduled | 22,365 | 23,931 | 24,454 | 23,931 | 23,121 | 23,332 | 23,665 | 24,546 | 26,694 | 22,661 | 25,307 | 24,749 | 23,473 | 289,864 |
| Number of Trips Missed | 49 | 28 | 39 | 25 | 42 | 36 | 25 | 24 | 37 | 7 | 43 | 21 | 28 | 355 |
| Of Trips Scheduled - % Missed | 0.22% | 0.12% | 0.16% | 0.10% | 0.18% | 0.15% | 0.11% | 0.10% | 0.14% | 0.03% | 0.17% | 0.08% | 0.12% | 0.12% |
| Of Trips Missed - Mechanical | 22 | 19 | 22 | 19 | 21 | 19 | 10 | 9 | 21 | 2 | 11 | 10 | 18 | 181 |
| On Time Performance % | 76% | 80% | 86% | 85% | 87% | 88% | 86% | 84% | 84% | 85% | 84% | 86% | 86% | 85% |
| MAINTENANCE | | | | | | | | | | | | | | |
| A/C Operative - Avg. % | 100% | 100% | 100% | 100% | 100% | 100% | 100% | 100% | 100% | 100% | 100% | 100% | 100% | 100% |
| Lifts Operative - Ave % | 100% | 100% | 100% | 100% | 100% | 100% | 100% | 100% | 100% | 100% | 100% | 100% | 100% | 100% |
| PM Complete on Schedule | 100% | 100% | 100% | 100% | 100% | 100% | 100% | 100% | 100% | 100% | 100% | 100% | 100% | 100% |
| Total Road Calls | 12 | 13 | 22 | 20 | 19 | 11 | 12 | 7 | 10 | 8 | 18 | 17 | 8 | 165 |
| Road Calls for Mechanical | 6 | 8 | 14 | 15 | 10 | 8 | 5 | 2 | 7 | 4 | 7 | 11 | 6 | 97 |
| Road Calls for Other | 6 | 5 | 8 | 5 | 9 | 3 | 7 | 5 | 3 | 4 | 11 | 6 | 2 | 68 |
| Miles Between Mechanical Road Calls | | | | | | | | | | | | | | |
| Bus Numbers | | | | | | | | | | | | | | |
| 100 - 199 | 9,986 | 12,246 | 12,398 | 10,161 | 6,002 | N/A | N/A | N/A | N/A | N/A | N/A | N/A | N/A | |
| 200 - 299 | 31,361 | 34,024 | 30,978 | 15,263 | 26,758 | 33,877 | 30,224 | 25,792 | 32,070 | 9,112 | 27,994 | 28,840 | 20,706 | |
| 300 - 399 | 31,694 | 12,416 | 37,733 | 11,733 | 11,332 | 37,831 | 35,587 | 35,358 | 38,860 | 32,204 | 38,565 | 39,237 | 17,437 | |
| 400 - 499 | 31,638 | 34,102 | 8,568 | 32,411 | 33,712 | 28,125 | 13,083 | 33,105 | 37,859 | 29,424 | 30,400 | 33,528 | 28,435 | |
| 500 - 518 | 12,187 | 51,811 | 25,746 | 13,110 | 24,631 | 23,735 | 47,883 | 47,880 | 27,477 | 48,025 | 51,243 | 13,400 | 49,446 | |
| 900 - 939 | 22,669 | 28,821 | 18,752 | 22,842 | 22,236 | 29,176 | 87,176 | 94,205 | 103,838 | 83,857 | 32,947 | 23,195 | 97,728 | |
| 1300-1309 | 10,570 | 23,447 | 22,316 | 25,107 | 26,128 | 26,911 | 21,857 | 27,063 | 5,936 | 19,511 | 7,962 | 19,482 | 22,432 | |
| 1400-1406 | N/A | N/A | N/A | N/A | N/A | 3,336 | 13,574 | 14,204 | 12,392 | 11,243 | 13,511 | 11,754 | 12,175 | |
| Fleet Avg. | 22,104 | 34,918 | 20,210 | 18,481 | 26,480 | 33,135 | 52,493 | 138,804 | 43,338 | 62,900 | 40,634 | 25,383 | 44,299 | 33,961 |
| Maintenance Pay Hours | 4,098 | 4,385 | 4,135 | 4,143 | 3,816 | 3,920 | 4,440 | 3,091 | 3,132 | 4,269 | 4,375 | 4,789 | 4,108 | 48,602 |
| No. Maint. Employees | 24 | 24 | 25 | 23 | 23 | 23 | 26 | 24 | 26 | 26 | 26 | 26 | 26 | 25 |
| Maint. Emps/100K Miles | 9 | 9 | 9 | 8 | 9 | 9 | 10 | 9 | 9 | 10 | 9 | 9 | 10 | 1 |
| Unscheduled Absences | 0 | 2 | 3 | 2 | 1 | 1 | 3 | 4 | 7 | 1 | 3 | 0 | 4 | 3 |

Note: Some statistics may not be available (n/a) at this time. These will be brought current in future reports.

**MONTHLY BOARDINGS
Operations Data Summary**

IV. Staff Reports

| Fixed Route Boardings | | Passengers by Revenue Hrs/Miles | | | Service Days | | Fiscal YTD Comparison Passenger Boardings | |
|--|----------------|---------------------------------|-------------|--------------------------|--------------|----------------------|--|--|
| February 2015 - Fixed Route Boardings | 285,951 | Revenue Hours - February 2015 | 17,506 | Weekdays - February 15 | 20 | Fiscal 2015 YTD | 2,370,281 | |
| | | February 2014 | 17,773 | February 14 | 20 | | | |
| | | Revenue Miles - February 2015 | 191,360 | Saturdays - February 15 | 4 | | | |
| | | February 2014 | 195,132 | February 14 | 4 | | | |
| | | | | Sundays - February 15 | 4 | | | |
| | | February 14 | 4 | Fiscal 2014 YTD | 2,203,524 | | | |
| February 2015 Total Boardings | 285,951 | Passengers per Mile | 1.5 | Total Days - 2013 | 28 | YTD Trend | 7.6% | |
| February 2014 Total Boardings | 270,260 | Passengers per Hour | 16.3 | 2012 | 28 | Monthly Trend | 5.8% | |

| February 2015 Fixed Route Passenger Total | | | | | | February 2015 Weekday Average | February 2015 Passengers per Revenue Hour |
|---|---|----------------|---------------|--------------|----------------|-------------------------------------|---|
| Route | Destination Information | Weekday | Saturday | Sunday | Total | | |
| 1 | Rossmoor / Shadelands | 6,701 | | | 6,701 | 335 | 12.7 |
| 2 | Rudgear / Walnut Creek | 484 | | | 484 | 24 | 6.2 |
| 4 | Walnut Creek Downtown Shuttle | 16,112 | 2,522 | 2,200 | 20,834 | 806 | 24.2 |
| 5 | Creekside / Walnut Creek | 7,356 | | | 7,356 | 368 | 19.7 |
| 6 | Lafayette / Moraga / Orinda | 9,900 | 487 | 378 | 10,766 | 495 | 14.7 |
| 7 | Shadelands / Pleasant Hill | 3,556 | | | 3,556 | 178 | 8.3 |
| 9 | DVC / Walnut Creek | 11,033 | | | 11,033 | 552 | 13.1 |
| 10 | Concord / Clayton Rd | 23,418 | | | 23,418 | 1,171 | 24.4 |
| 11 | Treat Blvd / Oak Grove | 6,318 | | | 6,318 | 316 | 16.2 |
| 14 | Monument Blvd | 12,746 | | | 12,746 | 637 | 16.1 |
| 15 | Treat Boulevard | 11,421 | | | 11,421 | 571 | 18.4 |
| 16 | Alhambra Ave / Monument Blvd | 15,536 | | | 15,536 | 777 | 15.0 |
| 17 | Olivera/Solano / Salvio / North Concord | 5,526 | | | 5,526 | 276 | 14.7 |
| 18 | Amtrak / Merello / Pleasant Hill | 9,187 | | | 9,187 | 459 | 14.2 |
| 19 | Amtrak / Pacheco Blvd / Concord | 2,860 | | | 2,860 | 143 | 10.3 |
| 20 | DVC / Concord | 26,606 | | | 26,606 | 1,330 | 26.8 |
| 21 | Walnut Creek / San Ramon Transit Center | 12,013 | | | 12,013 | 601 | 11.9 |
| 25 | Lafayette / Walnut Creek | 1,379 | | | 1,379 | 69 | 7.1 |
| 28 | North Concord / Martinez | 6,711 | | | 6,711 | 336 | 10.9 |
| 35 | Dougherty Valley | 10,830 | | | 10,830 | 542 | 16.2 |
| 36 | San Ramon / Dublin | 5,371 | | | 5,371 | 269 | 9.6 |
| 91X | Concord Commuter Express | 1,302 | | | 1,302 | 65 | 12.3 |
| 92X | Ace Shuttle Express | 4,088 | | | 4,088 | 204 | 19.3 |
| 93X | Kirker Pass Express | 4,571 | | | 4,571 | 229 | 16.4 |
| 95X | San Ramon / Danville Express | 3,151 | | | 3,151 | 158 | 15.6 |
| 96X | Bishop Ranch Express | 11,471 | | | 11,471 | 574 | 16.5 |
| 97X | Bishop Ranch Express | 2,063 | | | 2,063 | 103 | 11.7 |
| 98X | Martinez Express | 8,601 | | | 8,601 | 430 | 16.2 |
| 250 * | Gael Rail Service | 139 | 130 | 92 | 361 | 17 | 4.2 |
| 260 * | Cal State East Bay / Concord Bart | 264 | | | 264 | 17 | 1.9 |
| 301 | Rossmoor / John Muir Medical Center | | 349 | 157 | 506 | 0 | 6.3 |
| 310 | Concord Bart / Clayton Rd / Kirker Pass | | 1,984 | 1,399 | 3,382 | 0 | 30.1 |
| 311 | Concord / Oak Grove / Treat Blvd / WC | | 992 | 717 | 1,709 | 0 | 13.8 |
| 314 | Clayton Rd / Monument Blvd / PH | | 2,666 | 1,865 | 4,531 | 0 | 20.8 |
| 315 | Concord / Willow Pass / Landana | | 256 | 92 | 349 | 0 | 6.7 |
| 316 | Alhambra / Merello / Pleasant Hill | | 1,484 | 965 | 2,450 | 0 | 14.8 |
| 320 | DVC / Concord | | 1,046 | 600 | 1,646 | 0 | 16.5 |
| 321 | San Ramon / Walnut Creek | | 1,119 | 802 | 1,921 | 0 | 11.4 |
| Alamo Creek | Alamo Creek / BART Walnut Creek | 260 | | | 260 | 13 | 1.6 |
| 600's | Select Service | 22,676 | | | 22,676 | 1,134 | 24.7 |
| TOTALS | | 263,648 | 13,036 | 9,267 | 285,951 | 13,182 | 16.3 |

* Data from Link ** Seasonal Route

Operations Data Summary

FEBRUARY 2015 PRODUCTIVITY

(sorted by Pass / Rev Hr - decending order)

| Route | Destination Information | Total | Wkday Avg | Passenger / Rev Hr |
|-------------|---|--------|-----------|-----------------------|
| 310 | Concord Bart / Clayton Rd / Kirker Pass | 3,382 | 0 | 30.1 |
| 20 | DVC / Concord | 26,606 | 1,330 | 26.8 |
| 600's | Select Service | 22,676 | 1,134 | 24.7 |
| 10 | Concord / Clayton Rd | 23,418 | 1,171 | 24.4 |
| 4 | Walnut Creek Downtown Shuttle | 20,834 | 806 | 24.2 |
| 314 | Clayton Rd / Monument Blvd / Pleasant Hill | 4,531 | 0 | 20.8 |
| 5 | Creekside / Walnut Creek | 7,356 | 368 | 19.7 |
| 92X | Ace Shuttle Express | 4,088 | 204 | 19.3 |
| 15 | Treat Boulevard | 11,421 | 571 | 18.4 |
| 96X | Bishop Ranch Express | 11,471 | 574 | 16.5 |
| 320 | DVC / Concord | 1,646 | 0 | 16.5 |
| 93X | Kirker Pass Express | 4,571 | 229 | 16.4 |
| 98X | Martinez Express | 8,601 | 430 | 16.2 |
| 35 | Dougherty Valley | 10,830 | 542 | 16.2 |
| 11 | Treat Blvd / Oak Grove | 6,318 | 316 | 16.2 |
| 14 | Monument Blvd | 12,746 | 637 | 16.1 |
| 95X | San Ramon / Danville Express | 3,151 | 158 | 15.6 |
| 16 | Alhambra Ave / Monument Blvd | 15,536 | 777 | 15.0 |
| 316 | Alhambra / Merello / Pleasant Hill | 2,450 | 0 | 14.8 |
| 17 | Olivera/Solano / Salvio / North Concord | 5,526 | 276 | 14.7 |
| 6 | Lafayette / Moraga / Orinda / Orinda Village | 10,766 | 495 | 14.7 |
| 18 | Amtrak / Merello / Pleasant Hill | 9,187 | 459 | 14.2 |
| 311 | Concord / Oak Grove / Treat Blvd / Walnut Creek | 1,709 | 0 | 13.8 |
| 9 | DVC / Walnut Creek | 11,033 | 552 | 13.1 |
| 1 | Rossmoor / Shadelands | 6,701 | 335 | 12.7 |
| 91X | Concord Commuter Express | 1,302 | 65 | 12.3 |
| 21 | Walnut Creek / San Ramon Transit Center | 12,013 | 601 | 11.9 |
| 97X | Bishop Ranch Express | 2,063 | 103 | 11.7 |
| 321 | San Ramon / Walnut Creek | 1,921 | 0 | 11.4 |
| 28 | North Concord / Martinez | 6,711 | 336 | 10.9 |
| 19 | Amtrak / Pacheco Blvd / Concord | 2,860 | 143 | 10.3 |
| 36 | San Ramon / Dublin | 5,371 | 269 | 9.6 |
| 7 | Shadelands / Pleasant Hill / Walnut Creek | 3,556 | 178 | 8.3 |
| 25 | Lafayette / Walnut Creek | 1,379 | 69 | 7.1 |
| 315 | Concord / Willow Pass / Landana | 349 | 0 | 6.7 |
| 301 | Rossmoor / John Muir Medical Center | 506 | 0 | 6.3 |
| 2 | Rudgear / Walnut Creek | 484 | 24 | 6.2 |
| 250 * | Gael Rail Service | 361 | 17 | 4.2 |
| 260 * | Cal State East Bay / Concord Bart | 264 | 17 | 1.9 |
| Alamo Creek | Alamo Creek / BART Walnut Creek | 260 | 13 | 1.6 |

NOTE: * Data comes from Link Operators ** These are seasonal routes

Operations Data Summary

AVERAGE WEEKDAY BOARDINGS TREND

| Route | Destination Information | Feb-14 | Mar-14 | Apr-14 | May-14 | Jun-14 | Jul-14 | Aug-14 | Sep-14 | Oct-14 | Nov-14 | Dec-14 | Jan-15 | Feb-15 |
|---------------|---|---------------|---------------|---------------|---------------|---------------|---------------|---------------|---------------|---------------|---------------|---------------|---------------|---------------|
| 1 | Rossmoor / Shadelands | 290 | 295 | 310 | 300 | 298 | 349 | 351 | 375 | 361 | 365 | 302 | 347 | 335 |
| 2 | Rudgear / Walnut Creek | 53 | 51 | 54 | 53 | 47 | 48 | 25 | 23 | 26 | 22 | 19 | 22 | 24 |
| 4 | Walnut Creek Downtown Shuttle | 846 | 855 | 835 | 855 | 855 | 957 | 976 | 831 | 863 | 858 | 834 | 795 | 806 |
| 4H ** | Walnut Creek Extended Holiday Shuttle | | | | | | | | | | 20 | 22 | 0 | 0 |
| 5 | Creekside / Walnut Creek | 69 | 66 | 65 | 66 | 67 | 70 | 191 | 288 | 327 | 307 | 286 | 343 | 368 |
| 6 | Lafayette / Moraga / Orinda | 445 | 461 | 413 | 432 | 323 | 328 | 353 | 583 | 551 | 492 | 420 | 474 | 495 |
| 7 | Shadelands / Pleasant Hill / Walnut Creek | 219 | 214 | 206 | 196 | 194 | 210 | 174 | 146 | 165 | 160 | 152 | 161 | 178 |
| 9 | DVC / Walnut Creek | 549 | 545 | 546 | 523 | 512 | 560 | 602 | 644 | 627 | 601 | 509 | 522 | 552 |
| 10 | Concord / Clayton Rd | 1,037 | 1,094 | 1,079 | 1,118 | 1,037 | 1,069 | 1,134 | 1,278 | 1,237 | 1,165 | 1,024 | 1,120 | 1,171 |
| 11 | Treat Blvd / Oak Grove | 302 | 319 | 317 | 306 | 300 | 298 | 326 | 347 | 324 | 315 | 271 | 295 | 316 |
| 14 | Monument Blvd | 586 | 590 | 604 | 600 | 571 | 615 | 618 | 678 | 688 | 630 | 565 | 616 | 637 |
| 15 | Treat Boulevard | 520 | 550 | 533 | 564 | 479 | 469 | 531 | 619 | 613 | 551 | 472 | 541 | 571 |
| 16 | Alhambra Ave / Monument Blvd | 691 | 727 | 724 | 762 | 720 | 770 | 773 | 863 | 843 | 780 | 684 | 770 | 777 |
| 17 | Olivera/Solano / Salvio / North Concord | 248 | 249 | 256 | 259 | 268 | 267 | 299 | 300 | 291 | 268 | 249 | 266 | 276 |
| 18 | Amtrak / Merello / Pleasant Hill | 474 | 470 | 512 | 466 | 406 | 447 | 498 | 545 | 525 | 482 | 414 | 459 | 459 |
| 19 | Amtrak / Pacheco Blvd / Concord | 137 | 138 | 126 | 137 | 141 | 151 | 151 | 150 | 152 | 133 | 127 | 136 | 143 |
| 20 | DVC / Concord | 1,286 | 1,190 | 1,261 | 1,150 | 1,012 | 1,148 | 1,287 | 1,490 | 1,403 | 1,308 | 1,133 | 1,248 | 1,330 |
| 21 | Walnut Creek / San Ramon Transit Center | 585 | 596 | 608 | 609 | 580 | 623 | 615 | 668 | 645 | 618 | 570 | 609 | 601 |
| 25 | Lafayette / Walnut Creek | 67 | 68 | 74 | 69 | 65 | 77 | 64 | 88 | 76 | 78 | 65 | 63 | 69 |
| 28 | North Concord / Martinez | 346 | 349 | 331 | 317 | 295 | 305 | 324 | 349 | 333 | 308 | 294 | 323 | 336 |
| 35 | Dougherty Valley | 449 | 451 | 472 | 476 | 444 | 457 | 491 | 578 | 540 | 495 | 458 | 491 | 542 |
| 36 | San Ramon / Dublin | 250 | 250 | 236 | 257 | 240 | 247 | 243 | 268 | 258 | 238 | 226 | 255 | 269 |
| 91X | Concord Commuter Express | 37 | 41 | 43 | 41 | 40 | 45 | 64 | 72 | 70 | 74 | 65 | 63 | 65 |
| 92X | Ace Shuttle Express | 230 | 219 | 206 | 211 | 233 | 255 | 243 | 259 | 241 | 213 | 212 | 205 | 204 |
| 93X | Kirker Pass Express | 244 | 239 | 234 | 226 | 203 | 218 | 230 | 269 | 247 | 220 | 200 | 216 | 229 |
| 95X | San Ramon / Danville Express | 162 | 161 | 171 | 176 | 177 | 194 | 178 | 168 | 156 | 140 | 153 | 189 | 158 |
| 96X | Bishop Ranch Express | 584 | 599 | 623 | 581 | 608 | 649 | 646 | 642 | 630 | 577 | 516 | 569 | 574 |
| 97X | Bishop Ranch Express | 111 | 112 | 115 | 108 | 122 | 117 | 107 | 118 | 113 | 98 | 97 | 101 | 103 |
| 98X | Martinez Express | 429 | 424 | 428 | 410 | 356 | 410 | 429 | 474 | 483 | 433 | 405 | 415 | 430 |
| 250 * | St Mary's College Gael Rail Shuttle | 18 | 22 | 15 | 13 | 0 | 0 | 27 | 31 | 18 | 11 | 7 | 15 | 17 |
| 260 * | Cal State East Bay / Concord Bart | 20 | 13 | 18 | 14 | 11 | 14 | 11 | 6 | 28 | 24 | 18 | 19 | 17 |
| ALAMO * | Alamo Creek / BART Walnut Creek | 11 | 10 | 11 | 10 | 14 | 16 | 15 | 16 | 17 | 17 | 15 | 13 | 13 |
| 600's | Select Service | 1,096 | 1,069 | 1,065 | 1,136 | 575 | 59 | 362 | 1,272 | 1,288 | 906 | 873 | 1,108 | 1,134 |
| TOTALS | | 12,375 | 12,422 | 12,479 | 12,429 | 11,224 | 11,441 | 12,310 | 14,410 | 14,112 | 12,873 | 11,639 | 12,756 | 13,182 |

NOTE: * Data comes from Link Operators ** These are seasonal routes

Operations Data Summary

AVERAGE WEEKEND BOARDINGS TREND

| Route | Destination Information | Feb-14 | Mar-14 | Apr-14 | May-14 | Jun-14 | Jul-14 | Aug-14 | Sep-14 | Oct-14 | Nov-14 | Dec-14 | Jan-15 | Feb-15 |
|-----------------|---|---------------|---------------|---------------|---------------|---------------|---------------|---------------|---------------|---------------|---------------|---------------|---------------|---------------|
| SATURDAY | | <i>4 Days</i> | <i>5 Days</i> | <i>4 Days</i> | <i>5 Days</i> | <i>4 Days</i> | <i>4 Days</i> | <i>5 Days</i> | <i>4 Days</i> | <i>4 Days</i> | <i>5 Days</i> | <i>4 Days</i> | <i>5 Days</i> | <i>4 Days</i> |
| 4 | Walnut Creek Downtown Shuttle | 498 | 510 | 539 | 539 | 561 | 618 | 602 | 613 | 552 | 527 | 663 | 647 | 631 |
| 4H ** | Walnut Creek Extended Holiday Shuttle | | | | | | | | | | 64 | 87 | | |
| 6 | Lafayette / Moraga / Orinda | 122 | 138 | 115 | 104 | 61 | 69 | 91 | 189 | 149 | 147 | 81 | 122 | 122 |
| 250 * | St Mary's College Gael Rail Shuttle | 36 | 33 | 23 | 25 | | | 6 | 42 | 38 | 32 | 17 | 28 | 33 |
| 301 | Rossmoor / John Muir Medical Center | 78 | 60 | 77 | 75 | 60 | 66 | 84 | 83 | 55 | 56 | 70 | 82 | 87 |
| 310 | Concord Bart / Clayton Rd / Kirker Pass | 418 | 429 | 424 | 438 | 435 | 460 | 485 | 476 | 466 | 427 | 492 | 486 | 496 |
| 311 | Concord / Oak Grove / Treat Blvd / WC | 234 | 255 | 272 | 248 | 240 | 261 | 280 | 282 | 266 | 265 | 255 | 213 | 248 |
| 314 | Clayton Rd / Monument Blvd / PH | 564 | 641 | 641 | 651 | 639 | 689 | 763 | 730 | 735 | 695 | 686 | 699 | 667 |
| 315 | Concord / Willow Pass / Landana | 66 | 65 | 82 | 63 | 60 | 72 | 72 | 86 | 70 | 69 | 60 | 58 | 64 |
| 316 | Alhambra / Merello / Pleasant Hill | 312 | 338 | 324 | 344 | 338 | 379 | 404 | 384 | 390 | 354 | 334 | 336 | 371 |
| 320 | DVC / Concord | 201 | 218 | 238 | 247 | 244 | 291 | 263 | 259 | 238 | 225 | 242 | 239 | 261 |
| 321 | San Ramon / Walnut Creek | 243 | 252 | 284 | 264 | 267 | 284 | 271 | 294 | 289 | 287 | 265 | 274 | 280 |
| TOTALS | | 2,771 | 2,938 | 3,019 | 2,998 | 2,906 | 3,191 | 3,322 | 3,440 | 3,247 | 3,096 | 3,252 | 3,185 | 3,259 |

| Route | Destination Information | Feb-14 | Mar-14 | Apr-14 | May-14 | Jun-14 | Jul-14 | Aug-14 | Sep-14 | Oct-14 | Nov-14 | Dec-14 | Jan-15 | Feb-15 |
|---------------|---|---------------|---------------|---------------|---------------|---------------|---------------|---------------|---------------|---------------|---------------|---------------|---------------|---------------|
| SUNDAY | | <i>4 Days</i> | <i>5 Days</i> | <i>4 Days</i> | <i>4 Days</i> | <i>5 Days</i> | <i>4 Days</i> | <i>5 Days</i> | <i>4 Days</i> | <i>4 Days</i> | <i>5 Days</i> | <i>4 Days</i> | <i>4 Days</i> | <i>4 Days</i> |
| 4 | Walnut Creek Downtown Shuttle | 354 | 373 | 376 | 425 | 429 | 505 | 513 | 385 | 468 | 387 | 468 | 458 | 550 |
| 6 | Lafayette / Moraga / Orinda | 99 | 96 | 98 | 90 | 53 | 71 | 82 | 124 | 120 | 108 | 65 | 110 | 95 |
| 250 * | St Mary's College Gael Rail Shuttle | 26 | 25 | 21 | 22 | | | 9 | 24 | 22 | 22 | 10 | 28 | 23 |
| 301 | Rossmoor / John Muir Medical Center | 46 | 35 | 66 | 53 | 56 | 48 | 50 | 71 | 78 | 60 | 60 | 78 | 39 |
| 310 | Concord Bart / Clayton Rd / Kirker Pass | 323 | 347 | 368 | 383 | 366 | 381 | 420 | 374 | 384 | 343 | 376 | 352 | 350 |
| 311 | Concord / Oak Grove / Treat Blvd / WC | 176 | 184 | 202 | 202 | 220 | 223 | 213 | 249 | 240 | 221 | 210 | 169 | 179 |
| 314 | Clayton Rd / Monument Blvd / PH | 399 | 442 | 404 | 456 | 470 | 494 | 561 | 510 | 510 | 479 | 519 | 500 | 466 |
| 315 | Concord / Willow Pass / Landana | 46 | 55 | 48 | 57 | 38 | 43 | 44 | 56 | 49 | 48 | 46 | 38 | 23 |
| 316 | Alhambra / Merello / Pleasant Hill | 213 | 233 | 249 | 276 | 256 | 271 | 295 | 281 | 291 | 275 | 281 | 252 | 241 |
| 320 | DVC / Concord | 125 | 147 | 157 | 155 | 172 | 211 | 213 | 173 | 172 | 152 | 180 | 156 | 150 |
| 321 | San Ramon / Walnut Creek | 177 | 189 | 183 | 211 | 212 | 228 | 229 | 220 | 232 | 232 | 206 | 203 | 200 |
| TOTALS | | 1,985 | 2,125 | 2,170 | 2,330 | 2,274 | 2,475 | 2,628 | 2,465 | 2,565 | 2,326 | 2,419 | 2,344 | 2,317 |

NOTE: * Data comes from Link Operators ** These are seasonal routes

Route Description Summary

| Route # | Description |
|---------|---|
| 1 | Rossmoor Shopping Center, Tice Valley Blvd, Boulevard Wy, Oakland Blvd, Trinity Ave , BART Walnut Creek, Ygnacio Valley, Montego, John Muir Medical Center, N Wiget Ln, Shadelands Office Park |
| 2 | Rudgear Rd, Stewart Ave, Trotter Wy, Dapplegray Rd, Palmer Rd, Mountain View Blvd, San Miguel Dr, Broadway, BART Walnut Creek |
| 4 | BART Walnut Creek, N California Blvd, Locust St, Mt Diablo Blvd, Broadway Plaza, S Main St, Pringle Ave |
| 4H | Walnut Creek Extended Holiday Service (November 28 thru December 31) |
| 5 | BART Walnut Creek, California, Newell, S Main St, Creekside Dr |
| 6 | BART Orinda, Orinda Village, Orinda Wy, Moraga Wy, Moraga Rd, St Marys Rd, St Mary's College, Mt Diablo Blvd, BART Lafayette |
| 7 | BART Pleasant Hill, Treat Blvd, Oak Grove, Shadelands Office Park |
| 9 | DVC, Contra Costa Blvd, Ellinwood Wy, JFK University, Gregory Ln, Cleaveland Rd, Boyd Rd, W Hookston Rd, Patterson Blvd, Oak Park Blvd, Coggins Dr, BART Pleasant Hill, N Main St, N California Blvd, BART Walnut Creek |
| 10 | BART Concord, Clayton Rd, Center St, Marsh Creek Rd |
| 11 | BART Concord, Port Chicago Highway, Salvio St, Mira Vista Terrace, Fry Wy, Clayton Rd, Market St, Meadow Ln, Oak Grove Rd, Treat Blvd, BART Pleasant Hill |
| 14 | BART Concord, Oak St, Laguna St, Detroit Ave, Monument Blvd, Mohr Ln, David Ave, Bancroft Rd, Treat Blvd, BART Pleasant Hill |
| 15 | BART Concord, Port Chicago Highway, Salvio St, Parkside Dr, Willow Pass Rd, Landana Dr, West St, Clayton Rd, Treat Blvd, BART Pleasant Hill, Oak Rd, N Civic Dr, Ygnacio Valley Rd, BART Walnut Creek |
| 16 | BART Concord, Oak St, Galindo St, Monument Blvd, Crescent Plaza, Cleaveland Rd, Gregory Ln, Pleasant Hill Rd, Alhambra Ave, Berrellesa St, Escobar St, Court St, Martinez Amtrak |
| 17 | BART Concord, Grant St, East St, Solano Wy, Olivera Rd, Port Chicago Highway, BART North Concord |
| 18 | BART Pleasant Hill, Oak Rd, Buskirk Ave, Crescent Plaza, Gregory Ln, Pleasant Hill Rd, Taylor Blvd, Morello Ave, Viking Dr, Contra Costa Blvd, DVC, Old Quarry Rd, Pacheco Blvd, Muir Rd, Arnold Dr, Morello, Pacheco Blvd, Martinez Amtrak |
| 19 | BART Concord, Galindo St, Concord Ave, Bisso Ln, Stanwell Dr, John Glenn Dr, Galaxy Wy, Diamond Blvd, Contra Costa Blvd, Pacheco Blvd, Martinez Amtrak |
| 20 | BART Concord, Grant St, Concord Blvd, Clayton Rd, Gateway Blvd, Willow Pass Rd, Sun Valley Blvd, Golf Club Rd, DVC |
| 21 | BART Walnut Creek, N & S California Blvd, Newell Ave, S Main St, Danville Blvd, Railroad Ave, San Ramon Valley Blvd, Danville Park & Ride, Camino Ramon, Fostoria Wy, San Ramon Transit Center |
| 25 | BART Lafayette, Mt Diablo Blvd, Highway 24, Highway 680, BART Walnut Creek |
| 28 | BART North Concord, Port Chicago Highway, Bates Ave, Commercial Cir, Pike Ln, Arnold Industrial Wy, Marsh Dr, Contra Costa Blvd, Chilpancinco Pkwy, Old Quarry Rd, DVC, Highway 680, Highway 4, Center Ave, VA Clinic, Howe Rd, Pacheco Blvd, Martinez Amtrak |
| 35 | BART Dublin, Dublin Blvd, Dougherty Rd, Bollinger Canyon Rd, E Branch Pkwy, Windemere Pkwy, Sunset Dr, Bishop Dr, Executive Pkwy, San Ramon Transit Center |
| 36 | BART Dublin, Dublin Blvd, Village Pkwy, Alcosta Blvd, Fircrest Ln, San Ramon Valley Blvd, Tareyton Ave, Bollinger Canyon Rd, Crow Canyon Rd, Executive Pkwy, San Ramon Transit Center |
| 91X | BART Concord, Galindo St, Concord Ave, John Glenn Dr, Galaxy Wy, Chevron, Diamond Blvd, Willow Pass Rd, Gateway Blvd, Clayton Rd, Oak St |
| 92X | Shadelands Office Park, Ygnacio Valley Rd, Highway 680, Danville Park & Ride, Crow Canyon Rd, Bishop Ranch 15, San Ramon Transit Center, Camino Ramon, ATT, Sunset Dr, Chevron, Ace Train Station Pleasanton |
| 93X | BART Walnut Creek, Ygnacio Valley Rd, Shadelands Office Park, Oak Grove Rd, Kirker Pass Rode, Railroad Ave, Buchanan Rd, Somersville Rd, Fairview Dr, Delta Fair Blvd, Highway 4, Hillcrest Park & Ride |
| 95X | BART Walnut Creek, Highway 680, Crow Canyon Pl, Fostoria Wy, Camino Ramon, San Ramon Transit Center |
| 96X | BART Walnut Creek, Highway 680, Chevron, Bishop Ranch 1, Bishop Ranch 3, Bishop Ranch 6, San Ramon Transit Center, Bishop Ranch 15, Annabel Ln, Bishop Ranch 8, Bishop Dr, Sunset Dr |
| 97X | BART Dublin, Highway 680, Highway 580, Chevron, Bishop Ranch 1, Bishop Ranch 3, Bishop Ranch 6, San Ramon Transit Center, Bishop Ranch 15, Annabel Ln, Bishop Ranch 8, Bishop Dr, Sunset Dr |
| 98X | BART Walnut Creek, N Main St, Highway 680, Sun Valley Blvd, Contra Costa Blvd, Concord Ave, Diamond Blvd., Highway 680, Highway 4, Alhambra Ave, Berrellesa St, Escobar St, Court St, Martinez Amtrak |
| 250 | St Mary's College, St Marys Rd, Moraga Rd, Mt Diablo Blvd, BART Lafayette |
| 260 | Cal State, East Bay, Concord Bart |

Route Description Summary

| Route # | Description |
|----------------------------|---|
| 301 | Rossmoor Shopping Center, Tice Valley Blvd, Boulevard Wy, Oakland Blvd, Trinity Ave , BART Walnut Creek, Ygnacio Valley, Montego, John Muir Medical Center |
| 310 | Concord Bart, Clayton Rd, Kirker Pass |
| 311 | BART Concord, Port Chicago Highway, Salvio St, Mira Vista Terrace, Fry Wy, Clayton Rd, Market St, Meadow Ln, Oak Grove Rd, Treat Blvd, BART Pleasant Hill |
| 314 | Ayers Rd, Concord Blvd, Kirker Pass Rd, Clayton Rd, BART Concord, Oak St, Laguna St, Detroit Ave, Monument Blvd, Mohr Ln, David Ave, Crescent Plaza, Cleaveland Rd, Gregory Ln, Contra Costa Blvd, DVC |
| 315 | BART Concord, Port Chicago Highway, Salvio St, Parkside Dr, Willow Pass Rd, Landana Dr, West St, Clayton Rd |
| 316 | BART Pleasant Hill, Oak Rd, Buskirk Ave, Crescent Plaza, Gregory Ln, Contra Costa Blvd, Golf Club Rd, DVC, Old Quarry Rd, Pacheco Blvd, Muir Rd, Arnold Dr, Pacheco Blvd, Morrelo Ave, Martinez Amtrak, Berrellesa St, Alhambra Ave |
| 320 | BART Concord, Grant St, Concord Blvd, Clayton Rd, Gateway Blvd, Willow Pass Rd, Diamond Blvd, Concord Ave, Chilpancino Pkwy, Old Quarry Rd, DVC |
| 321 | BART Walnut Creek, N & S California Blvd, Newell Ave, S Main St, Danville Blvd, Railroad Ave, San Ramon Valley Blvd, Camino Ramon, Fostoria Wy, San Ramon Transit Center- Shops at BR. |
| 601 | N Civic Dr, Parkside Dr, Riveria Ave, BART Walnut Creek, Trinity Ave, Oakland Blvd, Boulevard Wy, Tice Valley Blvd, Meadow Rd, Castle Hill Rd, Danville Blvd, Hillgrade Ave., Crest Ave, Rossmoor Shopping Center |
| 602 | Walnut Blvd, Oro Valley Cir, Mountain View Blvd, Rudgear Rd, Stewart Ave, Trotter Wy, Dapplegray Rd, Palmer Rd, Mountain View Blvd, San Miguel Dr, N & S California Blvd, BART Walnut Creek |
| 603 | Camino Pablo, Moraga Rd, St Marys Rd, St Mary's College, Mt Diablo Blvd, BART Lafayette |
| 605 | N Civic Dr, N Broadway, Lincoln Ave, Mt Pisgah St, Newell Ave, Lilac Dr, S Main St, Creekside Dr |
| 606 | BART Orinda, Orinda Wy, Miner Rd, Honey Hill Rd, Via Las Cruces, Saint Stephens Dr, Orinda Woods Dr, Moraga Wy, Ivy Dr, Moraga Rd, St Marys Rd, St Mary's College, Mt Diablo Blvd, BART Lafayette |
| 608 | VA Clinic, Center Ave, Pacheco Blvd, Contra Costa Blvd, Chilpancino Pkwy, Old Quarry Rd, DVC |
| 609 | BART Walnut Creek, Ygnacio Valley Rd, Marchbanks Dr, Walnut Ave |
| 610 | BART Concord, Clayton Rd, Ayers Rd, Concord Blvd, Kirkwood Dr, Oakhurst Dr, Center St, Marsh Creek Rd, Mountaire Pkwy, Mountaire Cir |
| 611 | BART Concord, Port Chicago Highway, Salvio St, Mira Vista Terrace, Fry Wy, Clayton Rd, Market St, Meadow Ln, Oak Grove Rd, Treat Blvd, Bancroft Rd, Minert Rd |
| 612 | BART Concord, Clayton Rd, Ayers Rd, Concord Blvd, Kirker Pass Rd, Washington Blvd, Pennsylvania Blvd, Pine Hollow Rd, El Camino Dr, Michigan Blvd |
| 613 | Minert Rd, Oak Grove Rd, Monument Blvd, Detroit Ave, Laguna St, Oak St, BART Concord |
| 614 | BART Concord, Clayton Rd, Michigan Blvd, Pennsylvania Blvd, Pine Hollow Rd, El Camino Dr |
| 615 | Concord Blvd, Landana Dr., Willow Pass Rd., Parkside Dr., Salvio St., East St., clayton Rd., Oakland Ave., Mount Diablo St., BART Concord |
| 616 | Treat Blvd, Bancroft Rd, Minert Rd, Oak Grove Rd, Monument Blvd, San Miguel Rd, Galindo St, Oak St, BART Concord |
| 619 | Minert Rd, Oak Grove Rd, Monument Blvd, Mohr Ln, David Ave, Bancroft Rd, Treat Blvd, BART Pleasant Hill |
| 622 | Pine Valley Rd, Broadmoor Dr, Montevideo Dr, Alcosta Blvd, Crow Canyon Rd, Tassajara Ranch Rd, Camino Tassajara |
| 623 | Danville Blvd, Stone Valley Rd, Green Valley Rd, Diablo Rd, Hartz Ave, San Ramon Valley Blvd, Sycamore Valley Rd, Camino Tassajara, Tassajara Ranch Rd, Crow Canyon Rd, Anabel Ln |
| 625 | Rossmoor Shopping Center, Tice Valley Blvd, Olympic Blvd, Pleasant Hill Rd, Acalanes Ave, Stanley Blvd, Mt Diablo Blvd, BART Lafayette, Happy Valley Rd, Upper Happy Valley Rd, El Nido Ranch Rd, Hidden Valley Rd, Acalanes Rd |
| 626 | St Mary's College, St Marys Rd, Rohrer Dr, Moraga Rd, Mt Diablo Blvd, BART Lafayette, Happy Valley Rd, Upper Happy Valley Rd, El Nido Ranch Rd, Hidden Valley Rd, Acalanes Rd |
| 627 | BART North Concord, Port Chicago Highway, Bates Ave, Mason Cir |
| 635 | Bollinger Canyon Rd, Dougherty Rd, Crow Canyon Rd, Tassajara Ranch Rd, Camino Tassajara, Lusitano St, Charbray St |
| 636 | San Ramon Transit Center, Executive Pkwy, Crow Canyon Rd, Bollinger Canyon Rd, San Ramon Valley Blvd, Broadmoor Dr, Alcosta Blvd, Fircrest Ln, Village Pkwy, Dublin Blvd, BART Dublin |
| 649 | DVC, Galaxy Way / Meridian Park Blvd , BART Concord |
| Alamo Creek Shuttle | Alamo Creek, Monterosso, Ponderosa Colony, BART Walnut Creek |

CCCTA LINK
MONTHLY OPERATING SUMMARY
FEBRUARY FY 14/15

| SUMMARY | FEBRUARY FY 13/14 | FEBRUARY FY 14/15 | YTD FY 13/14 | YTD FY 14/15 |
|-----------------------------|----------------------|----------------------|-----------------|-----------------|
| 1 TOTAL CLIENTS | 12,038 | 11,553 | 98,517 | 96,495 |
| 2 TOTAL ATTENDANTS | 607 | 616 | 6,131 | 5,685 |
| 3 TOTAL COMPANIONS | 72 | 72 | 525 | 550 |
| 4 TOTAL PASSENGERS | 12,717 | 12,241 | 105,173 | 102,730 |
| 5 TOTAL SERVICE DAYS | 28 | 28 | 238 | 238 |
| 6 VEHICLE REVENUE HOURS | 5,898 | 5,634 | 49,175 | 48,662 |
| 7 VEHICLE SERVICE HOURS | 7,292 | 6,993 | 61,704 | 61,172 |
| 8 VEHICLE NON REV HOURS | 1,394 | 1,359 | 12,529 | 11,928 |
| 9 VEHICLE SERVICE MILES | 118,422 | 115,980 | 981,921 | 973,371 |
| 10 VEHICLE REVENUE MILES | 98,539 | 85,559 | 806,219 | 794,481 |
| 11 VEHICLE NON REV MILES | 19,883 | 20,136 | 175,702 | 166,244 |
| 12 PASS. PER REVENUE HOUR | 2.16 | 2.17 | 2.14 | 2.11 |
| 13 CLIENT PER REVENUE HOUR | 2.04 | 2.05 | 2.00 | 1.98 |
| 14 PASS. PER SERVICE HOUR | 1.74 | 1.75 | 1.70 | 1.68 |
| 15 PASS. PER SERVICE MILE | 0.11 | 0.11 | 0.11 | 0.11 |
| 16 PASS. PER REVENUE MILE | 0.13 | 0.14 | 0.13 | 0.13 |
| 17 TOTAL TRANSFER TRIPS | 1,168 | 1,212 | 9,054 | 9,257 |
| 18 SAME DAY TRIPS | 100 | 92 | 1,302 | 720 |
| 19 SUBSCRIPTION TRIPS | 5,800 | 6,174 | 47,408 | 52,383 |
| 20 DEMAND | 6,238 | 5,393 | 51,202 | 44,248 |
| 21 FAREBOX REVENUE | \$12,980.79 | \$10,370.28 | \$94,802.55 | \$90,251.62 |
| 22 PREPAID CLIENTS | \$10,653.89 | \$6,518.00 | \$73,474.39 | \$69,886.80 |
| 23 COLLECTED BILLING | \$24,476.00 | \$5,850.00 | \$193,740.00 | \$164,780.00 |
| 24 TOTAL REVENUE COLLECTED | \$48,110.68 | \$22,738.28 | \$362,016.94 | \$324,918.42 |
| 25 CHARGEABLE ACCIDENTS | 0 | 4 | 5 | 9 |
| 26 SERVICE COMPLAINTS | 2 | 3 | 9 | 14 |
| 27 SERVICE COMMENDATIONS | 0 | 0 | 16 | 10 |
| 28 SERVICE DENIALS | 0 | 0 | 0 | 0 |
| 29 ROAD CALLS | 2 | 3 | 24 | 25 |
| 30 DRIVER TURNOVER | 4% | 0.0% | 8.2% | 24.2% |
| 31 SCHEDULE ADHERENCE | 87% | 78% | 99% | 84% |
| 32 WHEELCHAIR BOARDING'S | 4,229 | 3,788 | 28,633 | 28,352 |
| 33 W/C LIFT AVAILABILITY | 100% | 100% | 100% | 100% |
| 34 REGISTERED CLIENTS | 6,553 | 6,345 | N/A | N/A |
| 35 UNDUPLICATED CLIENTS | 1,051 | 987 | N/A | N/A |
| 36 NO-SHOWS | 76 | 92 | 579 | 876 |
| 37 CANCELS | 1,285 | 1,146 | 15,196 | 14,976 |
| 38 AVG. TRIP LENGTH (MILES) | 9.3 | 9.5 | 9.3 | 9.5 |
| 39 AVG. SM BUSES IN SERVICE | 8 | 8 | 8 | 8 |
| 40 AVG. BUSES IN SERVICE | 55 | 55 | 55 | 55 |
| 41 TOTAL FUEL/GALLONS | 16,937 | 16,230 | 138,328 | 142,855 |
| 42 FLEET M.P.G. | 7.0 | 7.1 | 7.1 | 6.8 |