

TO: O&S Committee

DATE: July 16, 2015

FROM: Anne Muzzini
Director of Planning & Marketing

SUBJ: Fixed Route Reports

Fixed Route Operating Reports for June 2015

1. Monthly Boarding's Data

The following represent the numbers that are most important to staff in evaluating the performance of the fixed route system.

FY 14-15

<u>Title</u>	<u>Current Month</u>	<u>YTD Avg</u>	<u>Annual Goal</u>
Total Passengers	293,379		
Average Weekday	12,249	12,937	
Pass/Rev Hour	15.7	16.2	Standard Goal > 17.0
Missed Trips	0.20%	0.12%	Standard Goal < 0.25%
Miles between Road Calls	46,182	39,913	Standard Goal > 18,000

* Based on current standards from updated S RTP

Analysis

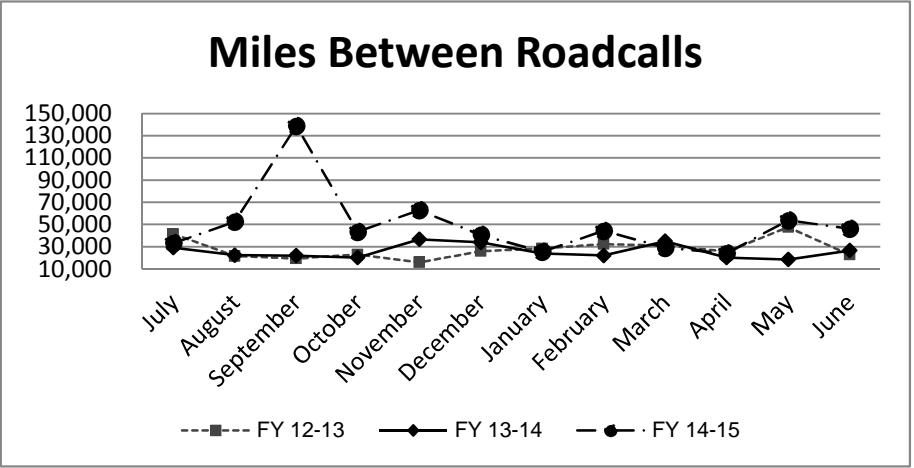
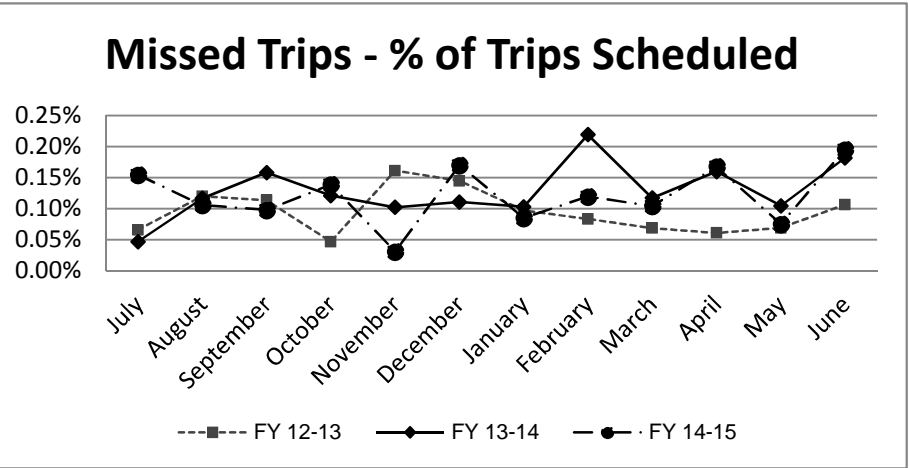
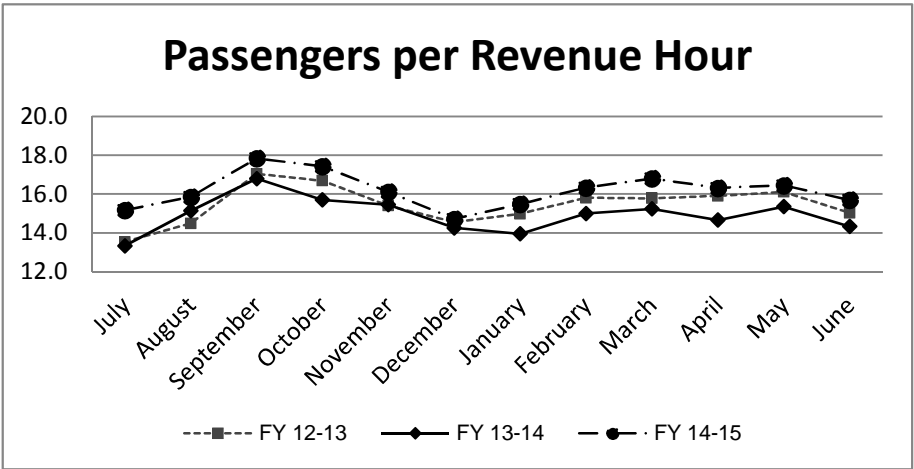
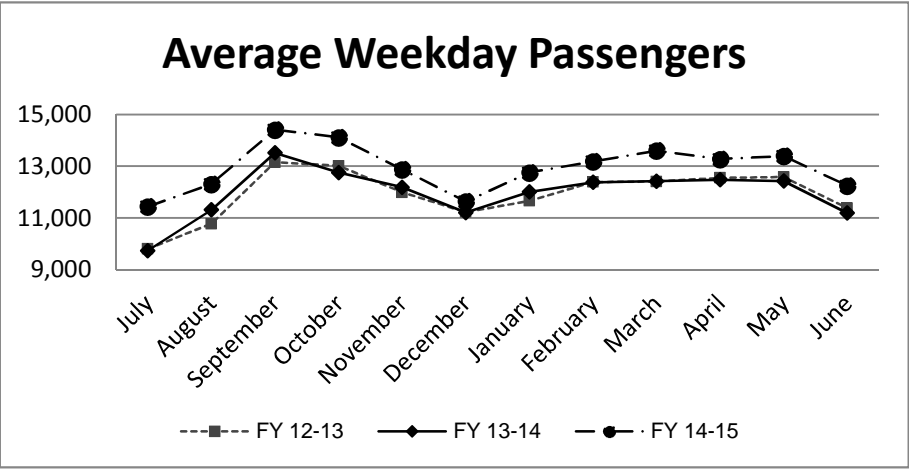
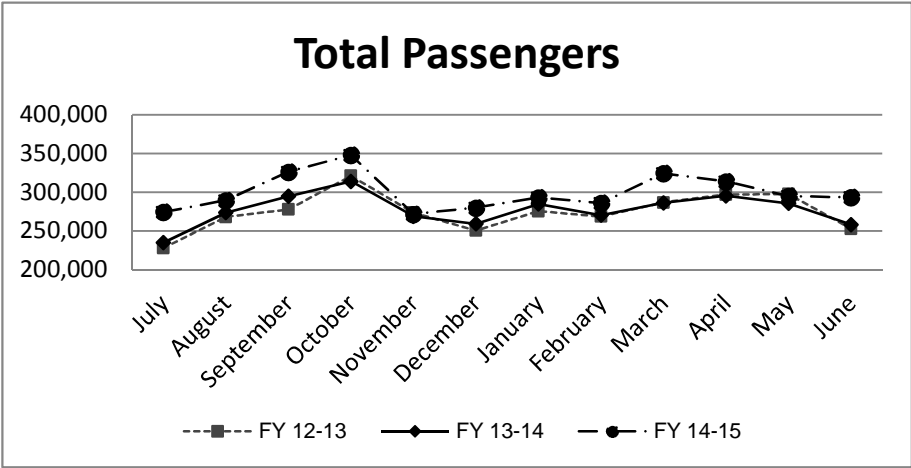
Average weekday ridership was lower in June (12,249 passengers) than May (13,392 passengers) and higher than June 2014 (11,192 passengers).

Passengers per hour in June was 15.7, a decrease from 16.4 in May and an increase from June 2014 when passengers per hour was 14.3.

The percentage of missed trips in June was 0.20%. An increase from the prior month (0.07%). The YTD average is 0.12% missed trips.

The number of miles between roadcalls was 46,182 miles in June, lower than the prior month in which there were 53,731 miles between roadcalls. The 12 month average is 39,913 miles between roadcalls.

NOTE: 'Pass/Rev Hour (15.7)' does not include the BART Bus Bridge Passengers



**TRANSPORTATION and MAINTANCE
Operation Data Summary**

TRANSPORTATION	2014 June	2014 July	2014 August	2014 September	2014 October	2014 November	2014 December	2015 January	2015 February	2015 March	2015 April	2015 May	2015 June	12 Month TOTALS
Number of Buses	121	121	121	121	121	121	121	121	121	121	121	121	121	121
Totals Hub Miles	264,800	265,079	262,467	277,607	303,715	251,601	284,440	279,218	265,796	290,280	286,806	268,656	277,094	3,312,759
Work Days	30	30	31	29	31	29	30	30	28	31	30	30	30	359
Revenue Hours	18,010	18,087	18,185	18,290	19,958	16,866	18,937	18,428	17,506	19,308	19,244	17,947	18,564	221,320
Operator Pay Hours	32,106	32,918	31,939	32,986	33,540	31,189	32,751	37,114	30,051	28,673	30,028	31,669	29,628	382,486
Number of Operators	166	177	170	170	171	165	164	162	175	168	167	165	165	168
Unscheduled Absences	287	300	321	329	421	289	365	280	307	342	306	313	280	3,853
FT Protection	37	39	47	51	61	36	41	30	31	32	54	47	30	499
Worker Comp.	94	90	92	59	107	108	96	57	69	86	33	49	57	903
Sick leave	156	171	182	219	253	145	228	193	207	224	219	217	193	2,451
Collision Accidents	6	5	6	10	2	3	9	11	5	0	7	6	6	70
Passenger Accidents	16	7	17	23	15	6	28	10	13	23	20	9	27	198
Total Chargeable Collisions	2	0	1	7	0	2	1	2	2	0	4	5	3	27
Chargeable/100K Miles	0.75	0.00	0.38	2.52	0.00	0.79	0.35	0.71	0.75	0.00	1.39	1.86	1.08	0.81
Number of Trips Scheduled	23,121	23,332	23,665	24,546	26,694	22,661	25,307	24,749	23,473	25,921	25,676	24,010	25,112	295,146
Number of Trips Missed	42	36	25	24	37	7	43	21	28	27	43	18	49	358
Of Trips Scheduled - % Missed	0.18%	0.15%	0.11%	0.10%	0.14%	0.03%	0.17%	0.08%	0.12%	0.10%	0.17%	0.07%	0.20%	0.12%
Of Trips Missed - Mechanical	21	19	10	9	21	2	11	10	18	21	29	6	17	173
On Time Performance %	87%	88%	86%	84%	84%	85%	84%	86%	86%	85%	88%	87%	88%	86%
MAINTENANCE														
A/C Operative - Avg. %	100%	100%	100%	100%	100%	100%	100%	100%	100%	100%	100%	100%	100%	100%
Lifts Operative - Ave %	100%	100%	100%	100%	100%	100%	100%	100%	100%	100%	100%	100%	100%	100%
PM Complete on Schedule	100%	100%	100%	100%	100%	100%	100%	100%	100%	100%	100%	100%	100%	100%
Total Road Calls	19	11	12	7	10	8	18	17	8	16	24	7	16	154
Road Calls for Mechanical	10	8	5	2	7	4	7	11	6	10	12	5	6	83
Road Calls for Other	9	3	7	5	3	4	11	6	2	6	12	2	10	71
Miles Between Mechanical Road Calls														
Bus Numbers														
100 - 199	6,002	N/A	N/A	N/A	N/A	N/A	N/A	N/A	N/A	N/A	N/A	N/A	N/A	N/A
200 - 299	26,758	33,877	30,224	25,792	32,070	9,112	27,994	28,840	20,706	24,425	25,730	25,151	11,814	
300 - 399	11,332	37,831	35,587	35,358	38,860	32,204	38,565	39,237	17,437	36,040	12,262	35,527	40,247	
400 - 499	33,712	28,125	13,083	33,105	37,859	29,424	30,400	33,528	28,435	32,620	31,988	30,852	29,310	
500 - 518	24,631	23,735	47,883	47,880	27,477	48,025	51,243	13,400	49,446	27,131	55,268	17,524	26,234	
900 - 939	22,236	29,176	87,176	94,205	103,838	83,857	32,947	23,195	97,728	21,026	24,711	44,505	51,160	
1300-1309	26,128	26,911	21,857	27,063	5,936	19,511	7,962	19,482	22,432	22,234	22,276	23,841	23,799	
1400-1406	N/A	3,336	13,574	14,204	12,392	11,243	13,511	11,754	12,175	15,569	15,914	11,695	5,324	
Fleet Avg.	26,480	33,135	52,493	138,804	43,338	62,900	40,634	25,383	44,299	29,028	23,901	53,731	46,182	39,913
Maintenance Pay Hours	3,816	3,920	4,440	3,091	3,132	4,269	4,375	4,789	4,108	4,315	4,067	4,255	4,320	49,080
No. Maint. Employees	23	23	26	24	26	26	26	26	26	25	25	26	26	25
Maint. Emps/100K Miles	9	9	10	9	9	10	9	9	10	9	9	10	9	1
Unscheduled Absences	1	1	3	4	7	1	3	0	4	3	3	2	2	3

Note: Some statistics may not be available (n/a) at this time. These will be brought current in future reports.

**MONTHLY BOARDINGS
Operations Data Summary**

IV. Staff Reports

Fixed Route Boardings		Passengers by Revenue Hrs/Miles			Service Days		Fiscal YTD Comparison Passenger Boardings	
June 2015 - Fixed Route Boardings	291,418	Revenue Hours -	June 2015	18,564	Weekdays - June 15	22	Fiscal 2015 YTD	3,597,054
			June 2014	18,010	June 14	21		
BART - Bus Bridges	1,961	Revenue Miles -	June 2015	205,371	Saturdays - June 15	4	Fiscal 2014YTD	3,328,558
<i>Note: * Passengers per Hour includes 'Bus Bridge'</i>			June 2014	199,104	June 14	4		
					Sundays - June 15	4		
					June 14	5		
June 2015 Total Boardings	293,379	Passengers per Mile		1.4	Total Days - 2015	30	YTD Trend	8.1%
June 2014 Total Boardings	258,029	* Passengers per Hour		15.8	2014	30	Monthly Trend	13.7%

June 2015 Fixed Route Passenger Total						June 2015 Weekday Average	June 2015 Passengers per Revenue Hour
Route	Destination Information	Weekday	Saturday	Sunday	Total		
1	Rossmoor / Shadelands	7,006			7,006	318	12.1
2	Rudgear / Walnut Creek	453			453	21	5.3
4	Walnut Creek Downtown Shuttle	19,511	2,364	1,641	23,516	887	25.2
5	Creekside / Walnut Creek	8,732			8,732	397	21.2
6	Lafayette / Moraga / Orinda	7,627	283	224	8,134	347	10.2
7	Shadelands / Pleasant Hill	6,723			6,723	306	14.3
9	DVC / Walnut Creek	11,188			11,188	509	12.1
10	Concord / Clayton Rd	24,820			24,820	1,128	23.5
11	Treat Blvd / Oak Grove	6,501			6,501	296	15.2
14	Monument Blvd	14,406			14,406	655	16.5
15	Treat Boulevard	11,204			11,204	509	16.3
16	Alhambra Ave / Monument Blvd	17,592			17,592	800	15.4
17	Olivera/Solano / Salvio / North Concord	6,311			6,311	287	15.4
18	Amtrak / Merello / Pleasant Hill	9,445			9,445	429	13.3
19	Amtrak / Pacheco Blvd / Concord	3,720			3,720	169	12.2
20	DVC / Concord	22,641			22,641	1,029	20.8
21	Walnut Creek / San Ramon Transit Center	13,163			13,163	598	11.9
25	Lafayette / Walnut Creek	1,518			1,518	69	7.0
28	North Concord / Martinez	6,557			6,557	298	9.7
35	Dougherty Valley	12,257			12,257	557	16.7
36	San Ramon / Dublin	5,415			5,415	246	8.8
91X	Concord Commuter Express	1,608			1,608	73	13.9
92X	Ace Shuttle Express	4,727			4,727	215	20.3
93X	Kirker Pass Express	4,862			4,862	221	15.1
95X	San Ramon / Danville Express	3,707			3,707	168	15.8
96X	Bishop Ranch Express	12,422			12,422	565	15.8
97X	Bishop Ranch Express	2,536			2,536	115	12.4
98X	Martinez Express	8,824			8,824	401	15.1
260 *	Cal State East Bay / Concord Bart	126			126	9	1.0
301	Rossmoor / John Muir Medical Center		312	288	600		8.2
310	Concord Bart / Clayton Rd / Kirker Pass		1,983	1,750	3,732		33.4
311	Concord / Oak Grove / Treat Blvd / WC		883	777	1,661		13.4
314	Clayton Rd / Monument Blvd / PH		2,725	2,000	4,725		21.7
315	Concord / Willow Pass / Landana		321	198	519		10.1
316	Alhambra / Merello / Pleasant Hill		1,578	1,132	2,709		16.5
320	DVC / Concord		870	610	1,481		14.6
321	San Ramon / Walnut Creek		1,191	804	1,995		11.8
Alamo Creek	Alamo Creek / BART Walnut Creek	389			389	18	2.2
600's	Select Service	13,492			13,492	613	27.6
TOTALS		269,484	12,509	9,425	291,418	12,249	15.7

* Data from Link ** Seasonal Route *** Does not include 'Bus Bridge' or Special Events Passengers

Operations Data Summary

APRIL 2015 PRODUCTIVITY

(sorted by Pass / Rev Hr - decending order)

Route	Destination Information	Total	Wkday Avg	Passenger / Rev Hr
310	Concord Bart / Clayton Rd / Kirker Pass	3,732		33.4
600's	Select Service	13,492	613	27.6
4	Walnut Creek Downtown Shuttle	23,516	887	25.2
10	Concord / Clayton Rd	24,820	1,128	23.5
314	Clayton Rd / Monument Blvd / Pleasant Hill	4,725		21.7
5	Creekside / Walnut Creek	8,732	397	21.2
20	DVC / Concord	22,641	1,029	20.8
92X	Ace Shuttle Express	4,727	215	20.3
35	Dougherty Valley	12,257	557	16.7
14	Monument Blvd	14,406	655	16.5
316	Alhambra / Merello / Pleasant Hill	2,709		16.5
15	Treat Boulevard	11,204	509	16.3
95X	San Ramon / Danville Express	3,707	168	15.8
96X	Bishop Ranch Express	12,422	565	15.8
16	Alhambra Ave / Monument Blvd	17,592	800	15.4
17	Olivera/Solano / Salvio / North Concord	6,311	287	15.4
11	Treat Blvd / Oak Grove	6,501	296	15.2
93X	Kirker Pass Express	4,862	221	15.1
98X	Martinez Express	8,824	401	15.1
320	DVC / Concord	1,481		14.6
7	Shadelands / Pleasant Hill / Walnut Creek	6,723	306	14.3
91X	Concord Commuter Express	1,608	73	13.9
311	Concord / Oak Grove / Treat Blvd / Walnut Creek	1,661		13.4
18	Amtrak / Merello / Pleasant Hill	9,445	429	13.3
97X	Bishop Ranch Express	2,536	115	12.4
19	Amtrak / Pacheco Blvd / Concord	3,720	169	12.2
1	Rossmoor / Shadelands	7,006	318	12.1
9	DVC / Walnut Creek	11,188	509	12.1
21	Walnut Creek / San Ramon Transit Center	13,163	598	11.9
321	San Ramon / Walnut Creek	1,995		11.8
6	Lafayette / Moraga / Orinda / Orinda Village	8,134	347	10.2
315	Concord / Willow Pass / Landana	519		10.1
28	North Concord / Martinez	6,557	298	9.7
36	San Ramon / Dublin	5,415	246	8.8
301	Rossmoor / John Muir Medical Center	600		8.2
25	Lafayette / Walnut Creek	1,518	69	7.0
2	Rudgear / Walnut Creek	453	21	5.3
Alamo Creek	Alamo Creek / BART Walnut Creek	389	18	2.2
260 *	Cal State East Bay / Concord Bart	126	9	1.0

NOTE: * Data comes from Link Operators

** These are seasonal routes

Operations Data Summary

AVERAGE WEEKDAY BOARDINGS TREND

Route	Destination Information	Jun-14	Jul-14	Aug-14	Sep-14	Oct-14	Nov-14	Dec-14	Jan-15	Feb-15	Mar-15	Apr-15	May-15	Jun-15
1	Rossmoor / Shadelands	298	349	351	375	361	365	302	347	335	360	346	331	318
2	Rudgear / Walnut Creek	47	48	25	23	26	22	19	22	24	23	20	21	21
4	Walnut Creek Downtown Shuttle	855	957	976	831	863	858	834	795	806	825	861	869	887
4H **	Walnut Creek Extended Holiday Shuttle						20	22						0
5	Creekside / Walnut Creek	67	70	191	288	327	307	286	343	368	375	372	386	397
6	Lafayette / Moraga / Orinda	323	328	353	583	551	492	420	474	495	489	478	448	347
7	Shadelands / Pleasant Hill / Walnut Creek	194	210	174	146	165	160	152	161	178	232	280	298	306
9	DVC / Walnut Creek	512	560	602	644	627	601	509	522	552	556	532	540	509
10	Concord / Clayton Rd	1,037	1,069	1,134	1,278	1,237	1,165	1,024	1,120	1,171	1,238	1,181	1,220	1,128
11	Treat Blvd / Oak Grove	300	298	326	347	324	315	271	295	316	313	283	307	296
14	Monument Blvd	571	615	618	678	688	630	565	616	637	644	629	659	655
15	Treat Boulevard	479	469	531	619	613	551	472	541	571	581	567	610	509
16	Alhambra Ave / Monument Blvd	720	770	773	863	843	780	684	770	777	830	803	822	800
17	Olivera/Solano / Salvio / North Concord	268	267	299	300	291	268	249	266	276	290	295	293	287
18	Amtrak / Merello / Pleasant Hill	406	447	498	545	525	482	414	459	459	476	457	469	429
19	Amtrak / Pacheco Blvd / Concord	141	151	151	150	152	133	127	136	143	158	154	159	169
20	DVC / Concord	1,012	1,148	1,287	1,490	1,403	1,308	1,133	1,248	1,330	1,291	1,203	1,152	1,029
21	Walnut Creek / San Ramon Transit Center	580	623	615	668	645	618	570	609	601	642	643	626	598
25	Lafayette / Walnut Creek	65	77	64	88	76	78	65	63	69	78	70	68	69
28	North Concord / Martinez	295	305	324	349	333	308	294	323	336	342	314	329	298
35	Dougherty Valley	444	457	491	578	540	495	458	491	542	569	554	563	557
36	San Ramon / Dublin	240	247	243	268	258	238	226	255	269	265	271	274	246
91X	Concord Commuter Express	40	45	64	72	70	74	65	63	65	73	73	64	73
92X	Ace Shuttle Express	233	255	243	259	241	213	212	205	204	204	196	201	215
93X	Kirker Pass Express	203	218	230	269	247	220	200	216	229	227	223	222	221
95X	San Ramon / Danville Express	177	194	178	168	156	140	153	189	158	173	183	172	168
96X	Bishop Ranch Express	608	649	646	642	630	577	516	569	574	570	543	542	565
97X	Bishop Ranch Express	122	117	107	118	113	98	97	101	103	112	110	120	115
98X	Martinez Express	356	410	429	474	483	433	405	415	430	446	441	424	401
250 *	St Mary's College Gael Rail Shuttle	0	0	27	31	18	11	7	15	17	11	13	14	
260 *	Cal State East Bay / Concord Bart	11	14	11	6	28	24	18	19	17	12	16	14	9
ALAMO *	Alamo Creek / BART Walnut Creek	14	16	15	16	17	17	15	13	13	16	16	16	18
600's	Select Service	575	59	362	1,272	1,288	906	873	1,108	1,134	1,191	1,162	1,171	613
*** TOTALS		11,224	11,441	12,310	14,410	14,112	12,873	11,639	12,756	13,182	13,601	13,276	13,392	12,249

NOTE: * Data from Link ** Seasonal Route *** Does not include Bus Bridge or Special Events Passengers

Operations Data Summary

AVERAGE WEEKEND BOARDINGS TREND

Route	Destination Information	Jun-14	Jul-14	Aug-14	Sep-14	Oct-14	Nov-14	Dec-14	Jan-15	Feb-15	Mar-15	Apr-15	May-15	Jun-15
SATURDAY		<i>4 Days</i>	<i>4 Days</i>	<i>5 Days</i>	<i>4 Days</i>	<i>4 Days</i>	<i>5 Days</i>	<i>4 Days</i>	<i>5 Days</i>	<i>4 Days</i>	<i>4 Days</i>	<i>4 Days</i>	<i>5 Days</i>	<i>4 Days</i>
4	Walnut Creek Downtown Shuttle	561	618	602	613	552	527	663	647	631	624	596	565	591
4H **	Walnut Creek Extended Holiday Shuttle						64	87						0
6	Lafayette / Moraga / Orinda	61	69	91	189	149	147	81	122	122	163	134	112	71
250 *	St Mary's College Gael Rail Shuttle			6	42	38	32	17	28	33	27	29	19	0
301	Rossmoor / John Muir Medical Center	60	66	84	83	55	56	70	82	87	99	85	84	78
310	Concord Bart / Clayton Rd / Kirker Pass	435	460	485	476	466	427	492	486	496	492	499	476	496
311	Concord / Oak Grove / Treat Blvd / WC	240	261	280	282	266	265	255	213	248	229	260	256	221
314	Clayton Rd / Monument Blvd / PH	639	689	763	730	735	695	686	699	667	670	658	677	681
315	Concord / Willow Pass / Landana	60	72	72	86	70	69	60	58	64	66	62	64	80
316	Alhambra / Merello / Pleasant Hill	338	379	404	384	390	354	334	336	371	373	394	363	394
320	DVC / Concord	244	291	263	259	238	225	242	239	261	249	233	232	218
321	San Ramon / Walnut Creek	267	284	271	294	289	287	265	274	280	275	282	286	298
TOTALS		2,906	3,191	3,322	3,440	3,247	3,096	3,252	3,185	3,259	3,267	3,232	3,131	3,127

Route	Destination Information	Jun-14	Jul-14	Aug-14	Sep-14	Oct-14	Nov-14	Dec-14	Jan-15	Feb-15	Mar-15	Apr-15	May-15	Jun-15
SUNDAY		<i>5 Days</i>	<i>4 Days</i>	<i>5 Days</i>	<i>4 Days</i>	<i>4 Days</i>	<i>5 Days</i>	<i>4 Days</i>	<i>4 Days</i>	<i>4 Days</i>	<i>5 Days</i>	<i>4 Days</i>	<i>5 Days</i>	<i>4 Days</i>
4	Walnut Creek Downtown Shuttle	429	505	513	385	468	387	468	458	550	454	389	402	410
6	Lafayette / Moraga / Orinda	53	71	82	124	120	108	65	110	95	94	93	80	56
250 *	St Mary's College Gael Rail Shuttle			9	24	22	22	10	28	23	17	20	14	0
301	Rossmoor / John Muir Medical Center	56	48	50	71	78	60	60	78	39	52	79	52	72
310	Concord Bart / Clayton Rd / Kirker Pass	366	381	420	374	384	343	376	352	350	414	346	429	437
311	Concord / Oak Grove / Treat Blvd / WC	220	223	213	249	240	221	210	169	179	190	180	177	194
314	Clayton Rd / Monument Blvd / PH	470	494	561	510	510	479	519	500	466	507	473	487	500
315	Concord / Willow Pass / Landana	38	43	44	56	49	48	46	38	23	40	39	46	50
316	Alhambra / Merello / Pleasant Hill	256	271	295	281	291	275	281	252	241	256	245	270	283
320	DVC / Concord	172	211	213	173	172	152	180	156	150	163	154	155	153
321	San Ramon / Walnut Creek	212	228	229	220	232	232	206	203	200	215	216	225	201
*** TOTALS		2,274	2,475	2,628	2,465	2,565	2,326	2,419	2,344	2,317	2,401	2,233	2,333	2,356

NOTE: * Data from Link ** Seasonal Route *** Does not include 'Bus Bridge' or Special Events Passengers

Route Description Summary

Route #	Description
1	Rossmoor Shopping Center, Tice Valley Blvd, Boulevard Wy, Oakland Blvd, Trinity Ave , BART Walnut Creek, Ygnacio Valley, Montego, John Muir Medical Center, N Wiget Ln, Shadelands Office Park
2	Rudgear Rd, Stewart Ave, Trotter Wy, Dapplegray Rd, Palmer Rd, Mountain View Blvd, San Miguel Dr, Broadway, BART Walnut Creek
4	BART Walnut Creek, N California Blvd, Locust St, Mt Diablo Blvd, Broadway Plaza, S Main St, Pringle Ave
4H	Walnut Creek Extended Holiday Service (November 28 thru December 31)
5	BART Walnut Creek, California, Newell, S Main St, Creekside Dr
6	BART Orinda, Orinda Village, Orinda Wy, Moraga Wy, Moraga Rd, St Marys Rd, St Mary's College, Mt Diablo Blvd, BART Lafayette
7	BART Pleasant Hill, Treat Blvd, Oak Grove, Shadelands Office Park
9	DVC, Contra Costa Blvd, Ellinwood Wy, JFK University, Gregory Ln, Cleaveland Rd, Boyd Rd, W Hookston Rd, Patterson Blvd, Oak Park Blvd, Coggins Dr, BART Pleasant Hill, N Main St, N California Blvd, BART Walnut Creek
10	BART Concord, Clayton Rd, Center St, Marsh Creek Rd
11	BART Concord, Port Chicago Highway, Salvio St, Mira Vista Terrace, Fry Wy, Clayton Rd, Market St, Meadow Ln, Oak Grove Rd, Treat Blvd, BART Pleasant Hill
14	BART Concord, Oak St, Laguna St, Detroit Ave, Monument Blvd, Mohr Ln, David Ave, Bancroft Rd, Treat Blvd, BART Pleasant Hill
15	BART Concord, Port Chicago Highway, Salvio St, Parkside Dr, Willow Pass Rd, Landana Dr, West St, Clayton Rd, Treat Blvd, BART Pleasant Hill, Oak Rd, N Civic Dr, Ygnacio Valley Rd, BART Walnut Creek
16	BART Concord, Oak St, Galindo St, Monument Blvd, Crescent Plaza, Cleaveland Rd, Gregory Ln, Pleasant Hill Rd, Alhambra Ave, Berrellesa St, Escobar St, Court St, Martinez Amtrak
17	BART Concord, Grant St, East St, Solano Wy, Olivera Rd, Port Chicago Highway, BART North Concord
18	BART Pleasant Hill, Oak Rd, Buskirk Ave, Crescent Plaza, Gregory Ln, Pleasant Hill Rd, Taylor Blvd, Morello Ave, Viking Dr, Contra Costa Blvd, DVC, Old Quarry Rd, Pacheco Blvd, Muir Rd, Arnold Dr, Morello, Pacheco Blvd, Martinez Amtrak
19	BART Concord, Galindo St, Concord Ave, Bisso Ln, Stanwell Dr, John Glenn Dr, Galaxy Wy, Diamond Blvd, Contra Costa Blvd, Pacheco Blvd, Martinez Amtrak
20	BART Concord, Grant St, Concord Blvd, Clayton Rd, Gateway Blvd, Willow Pass Rd, Sun Valley Blvd, Golf Club Rd, DVC
21	BART Walnut Creek, N & S California Blvd, Newell Ave, S Main St, Danville Blvd, Railroad Ave, San Ramon Valley Blvd, Danville Park & Ride, Camino Ramon, Fostoria Wy, San Ramon Transit Center
25	BART Lafayette, Mt Diablo Blvd, Highway 24, Highway 680, BART Walnut Creek
28	BART North Concord, Port Chicago Highway, Bates Ave, Commercial Cir, Pike Ln, Arnold Industrial Wy, Marsh Dr, Contra Costa Blvd, Chilpancingo Pkwy, Old Quarry Rd, DVC, Highway 680, Highway 4, Center Ave, VA Clinic, Howe Rd, Pacheco Blvd, Martinez Amtrak
35	BART Dublin, Dublin Blvd, Dougherty Rd, Bollinger Canyon Rd, E Branch Pkwy, Windemere Pkwy, Sunset Dr, Bishop Dr, Executive Pkwy, San Ramon Transit Center
36	BART Dublin, Dublin Blvd, Village Pkwy, Alcosta Blvd, Fircrest Ln, San Ramon Valley Blvd, Tareyton Ave, Bollinger Canyon Rd, Crow Canyon Rd, Executive Pkwy, San Ramon Transit Center
91X	BART Concord, Galindo St, Concord Ave, John Glenn Dr, Galaxy Wy, Chevron, Diamond Blvd, Willow Pass Rd, Gateway Blvd, Clayton Rd, Oak St
92X	Shadelands Office Park, Ygnacio Valley Rd, Highway 680, Danville Park & Ride, Crow Canyon Rd, Bishop Ranch 15, San Ramon Transit Center, Camino Ramon, ATT, Sunset Dr, Chevron, Ace Train Station Pleasanton
93X	BART Walnut Creek, Ygnacio Valley Rd, Shadelands Office Park, Oak Grove Rd, Kirker Pass Rode, Railroad Ave, Buchanan Rd, Somersville Rd, Fairview Dr, Delta Fair Blvd, Highway 4, Hillcrest Park & Ride
95X	BART Walnut Creek, Highway 680, Crow Canyon Pl, Fostoria Wy, Camino Ramon, San Ramon Transit Center
96X	BART Walnut Creek, Highway 680, Chevron, Bishop Ranch 1, Bishop Ranch 3, Bishop Ranch 6, San Ramon Transit Center, Bishop Ranch 15, Annabel Ln, Bishop Ranch 8, Bishop Dr, Sunset Dr
97X	BART Dublin, Highway 680, Highway 580, Chevron, Bishop Ranch 1, Bishop Ranch 3, Bishop Ranch 6, San Ramon Transit Center, Bishop Ranch 15, Annabel Ln, Bishop Ranch 8, Bishop Dr, Sunset Dr
98X	BART Walnut Creek, N Main St, Highway 680, Sun Valley Blvd, Contra Costa Blvd, Concord Ave, Diamond Blvd., Highway 680, Highway 4, Alhambra Ave, Berrellesa St, Escobar St, Court St, Martinez Amtrak
250	St Mary's College, St Marys Rd, Moraga Rd, Mt Diablo Blvd, BART Lafayette
260	Cal State, East Bay, Concord Bart

Route Description Summary

Route #	Description
301	Rossmoor Shopping Center, Tice Valley Blvd, Boulevard Wy, Oakland Blvd, Trinity Ave , BART Walnut Creek, Ygnacio Valley, Montego, John Muir Medical Center
310	Concord Bart, Clayton Rd, Kirker Pass
311	BART Concord, Port Chicago Highway, Salvio St, Mira Vista Terrace, Fry Wy, Clayton Rd, Market St, Meadow Ln, Oak Grove Rd, Treat Blvd, BART Pleasant Hill
314	Ayers Rd, Concord Blvd, Kirker Pass Rd, Clayton Rd, BART Concord, Oak St, Laguna St, Detroit Ave, Monument Blvd, Mohr Ln, David Ave, Crescent Plaza, Cleaveland Rd, Gregory Ln, Contra Costa Blvd, DVC
315	BART Concord, Port Chicago Highway, Salvio St, Parkside Dr, Willow Pass Rd, Landana Dr, West St, Clayton Rd
316	BART Pleasant Hill, Oak Rd, Buskirk Ave, Crescent Plaza, Gregory Ln, Contra Costa Blvd, Golf Club Rd, DVC, Old Quarry Rd, Pacheco Blvd, Muir Rd, Arnold Dr, Pacheco Blvd, Morrelo Ave, Martinez Amtrak, Berrellesa St, Alhambra Ave
320	BART Concord, Grant St, Concord Blvd, Clayton Rd, Gateway Blvd, Willow Pass Rd, Diamond Blvd, Concord Ave, Chilpancingo Pkwy, Old Quarry Rd, DVC
321	BART Walnut Creek, N & S California Blvd, Newell Ave, S Main St, Danville Blvd, Railroad Ave, San Ramon Valley Blvd, Camino Ramon, Fostoria Wy, San Ramon Transit Center- Shops at BR.
601	N Civic Dr, Parkside Dr, Riveria Ave, BART Walnut Creek, Trinity Ave, Oakland Blvd, Boulevard Wy, Tice Valley Blvd, Meadow Rd, Castle Hill Rd, Danville Blvd, Hillgrade Ave., Crest Ave, Rossmoor Shopping Center
602	Walnut Blvd, Oro Valley Cir, Mountain View Blvd, Rudgear Rd, Stewart Ave, Trotter Wy, Dapplegray Rd, Palmer Rd, Mountain View Blvd, San Miguel Dr, N & S California Blvd, BART Walnut Creek
603	Camino Pablo, Moraga Rd, St Marys Rd, St Mary's College, Mt Diablo Blvd, BART Lafayette
605	N Civic Dr, N Broadway, Lincoln Ave, Mt Pisgah St, Newell Ave, Lilac Dr, S Main St, Creekside Dr
606	BART Orinda, Orinda Wy, Miner Rd, Honey Hill Rd, Via Las Cruces, Saint Stephens Dr, Orinda Woods Dr, Moraga Wy, Ivy Dr, Moraga Rd, St Marys Rd, St Mary's College, Mt Diablo Blvd, BART Lafayette
608	VA Clinic, Center Ave, Pacheco Blvd, Contra Costa Blvd, Chilpancingo Pkwy, Old Quarry Rd, DVC
609	BART Walnut Creek, Ygnacio Valley Rd, Marchbanks Dr, Walnut Ave
610	BART Concord, Clayton Rd, Ayers Rd, Concord Blvd, Kirkwood Dr, Oakhurst Dr, Center St, Marsh Creek Rd, Mountaire Pkwy, Mountaire Cir
611	BART Concord, Port Chicago Highway, Salvio St, Mira Vista Terrace, Fry Wy, Clayton Rd, Market St, Meadow Ln, Oak Grove Rd, Treat Blvd, Bancroft Rd, Minert Rd
612	BART Concord, Clayton Rd, Ayers Rd, Concord Blvd, Kirker Pass Rd, Washington Blvd, Pennsylvania Blvd, Pine Hollow Rd, El Camino Dr, Michigan Blvd
613	Minert Rd, Oak Grove Rd, Monument Blvd, Detroit Ave, Laguna St, Oak St, BART Concord
614	BART Concord, Clayton Rd, Michigan Blvd, Pennsylvania Blvd, Pine Hollow Rd, El Camino Dr
615	Concord Blvd, Landana Dr., Willow Pass Rd., Parkside Dr., Salvio St., East St., clayton Rd., Oakland Ave., Mount Diablo St., BART Concord
616	Treat Blvd, Bancroft Rd, Minert Rd, Oak Grove Rd, Monument Blvd, San Miguel Rd, Galindo St, Oak St, BART Concord
619	Minert Rd, Oak Grove Rd, Monument Blvd, Mohr Ln, David Ave, Bancroft Rd, Treat Blvd, BART Pleasant Hill
622	Pine Valley Rd, Broadmoor Dr, Montevideo Dr, Alcosta Blvd, Crow Canyon Rd, Tassajara Ranch Rd, Camino Tassajara
623	Danville Blvd, Stone Valley Rd, Green Valley Rd, Diablo Rd, Hartz Ave, San Ramon Valley Blvd, Sycamore Valley Rd, Camino Tassajara, Tassajara Ranch Rd, Crow Canyon Rd, Anabel Ln
625	Rossmoor Shopping Center, Tice Valley Blvd, Olympic Blvd, Pleasant Hill Rd, Acalanes Ave, Stanley Blvd, Mt Diablo Blvd, BART Lafayette, Happy Valley Rd, Upper Happy Valley Rd, El Nido Ranch Rd, Hidden Valley Rd, Acalanes Rd
626	St Mary's College, St Marys Rd, Rohrer Dr, Moraga Rd, Mt Diablo Blvd, BART Lafayette, Happy Valley Rd, Upper Happy Valley Rd, El Nido Ranch Rd, Hidden Valley Rd, Acalanes Rd
627	BART North Concord, Port Chicago Highway, Bates Ave, Mason Cir
635	Bollinger Canyon Rd, Dougherty Rd, Crow Canyon Rd, Tassajara Ranch Rd, Camino Tassajara, Lusitano St, Charbray St
636	San Ramon Transit Center, Executive Pkwy, Crow Canyon Rd, Bollinger Canyon Rd, San Ramon Valley Blvd, Broadmoor Dr, Alcosta Blvd, Fircrest Ln, Village Pkwy, Dublin Blvd, BART Dublin
649	DVC, Galaxy Way / Meridian Park Blvd , BART Concord
Alamo Creek Shuttle	Alamo Creek, Monterosso, Ponderosa Colony, BART Walnut Creek