

County Connection

2477 Arnold Industrial Way Concord, CA 94520-5326 (925) 676-7500 countyconnection.com

OPERATIONS & SCHEDULING COMMITTEE AGENDA

**Friday, September 4th, 2015
8:00 a.m.**

**Supervisor Andersen Office
309 Diablo Rd, Danville, CA**

Agenda

1. Approval of Agenda
2. Public Communication
3. Approval of Minutes of August 4, 2015*
4. Maintenance - None
5. Planning and Scheduling
 - a. Verbal Updates
 - i. Progress on Clipper Implementation
 - ii. Progress on Transportation Expenditure Plan
 - iii. Progress on Lamorinda Transit Study
6. Reports
 - a. Fixed Route Monthly Report*
 - b. LINK Monthly Report*
7. Committee Comments
8. Future Agenda Items
9. Next Scheduled Meeting – October 2, 2015
10. Adjournment

*Enclosure

FY2014/2015 O&S Committee

Laura Hoffmeister – Concord, Robert Storer – Danville, Dave Hudson – San Ramon,
Candace Andersen – Contra Costa County

Clayton • Concord • Contra Costa County • Danville • Lafayette • Martinez
Moraga • Orinda • Pleasant Hill • San Ramon • Walnut Creek

CENTRAL CONTRA COSTA TRANSIT AUTHORITY

General Information

Public Comment: Each person wishing to address the committee is requested to complete a Speakers Card for submittal to the Committee Chair before the meeting convenes or the applicable agenda item is discussed. Persons who address the Committee are also asked to furnish a copy of any written statement to the Committee Chair. Persons who wish to speak on matters set for Public Hearings will be heard when the Chair calls for comments from the public. After individuals have spoken, the Public Hearing is closed and the matter is subject to discussion and action by the Committee.

A period of thirty (30) minutes has been allocated for public comments concerning items of interest within the subject matter jurisdiction of the Committee. Each individual will be allotted three minutes, which may be extended at the discretion of the Committee Chair.

Consent Items: All matters listed under the Consent Calendar are considered by the committee to be routine and will be enacted by one motion. There will be no separate discussion of these items unless requested by a committee member or a member of the public prior to when the committee votes on the motion to adopt.

Availability of Public Records: All public records relating to an open session item on this agenda, which are not exempt from disclosure pursuant to the California Public Records Act, that are distributed to a majority of the legislative body, will be available for public inspection at 2477 Arnold Industrial Way, Concord, California, at the same time that the public records are distributed or made available to the legislative body. The agenda and enclosures for this meeting are posted also on our website at www.countyconnection.com.

Accessible Public Meetings: Upon request, County Connection will provide written agenda materials in appropriate alternative formats, or disability-related modification or accommodation, including auxiliary aids or services, to enable individuals with disabilities to participate in public meetings. Please send a written request, including your name, mailing address, phone number and brief description of the requested materials and preferred alternative format or auxiliary aid or service so that it is received by County Connection at least 48 hours before the meeting convenes. Requests should be sent to the Lathina Hill, at 2477 Arnold Industrial Way, Concord, CA 94520 or hill@cccta.org.

Shuttle Service: With 24-hour notice, a County Connection LINK shuttle can be available at the nearest BART station for individuals who want to attend the meeting. To arrange for the shuttle service, please call Robert Greenwood – 925/680 2072, no later than 24 hours prior to the start of the meeting.

Currently Scheduled Board and Committee Meetings

Board of Directors:	Thursday, September 17, 9:00 a.m., County Connection Board Room
Administration & Finance:	Wednesday, September 2, 9:00 a.m. 1676 N. California Blvd., S620, Walnut Creek
Advisory Committee:	Tuesday, September 8, 2:00 p.m., County Connection Board Room
Marketing, Planning & Legislative:	Thursday, September 3, 8:30 a.m., 100 Gregory Ln, Pleasant Hill
Operations & Scheduling:	Tuesday, September 4, 8:00 a.m., 309 Diablo Rd, Danville

The above meeting schedules are subject to change. Please check the County Connection Website (www.countyconnection.com) or contact County Connection staff at 925/676-1976 to verify date, time and location prior to attending a meeting.

This agenda is posted on County Connection's Website (www.countyconnection.com) and at the County Connection Administrative Offices, 2477 Arnold Industrial Way, Concord, California

Summary Minutes
Operations & Scheduling Committee
Supervisor Andersen Office
309 Diablo Road, Danville, CA
August 4, 2015, 8:00 a.m.

Directors: Directors Candace Andersen, Dave Hudson, Robert Storer
Staff: Rick Ramacier, Anne Muzzini
Public: None

Call to Order: Meeting called to order at 8:00 a.m. by Director Andersen

1. **Approval of Agenda Items:** Agenda was approved.
2. **Public Comment and/or Communication:** None.
3. **Approval of O&S Summary Minutes for July, 2015:** Minutes were approved.
4. **Maintenance:** None
5. **Planning and Scheduling:**
 - a. Title VI Report on Day Pass Accumulator – Ms. Muzzini explained that a draft Title VI report had been completed by Nelson Nygaard and that the attorney was reviewing it. The report shows that low income and minority riders have similar trip patterns and transfer at the same rate. In addition, the current method of paying cash and getting free transfers between buses will remain. Therefore it is reasonable to assume that minorities and low income riders will not be disproportionately disadvantaged by the implementation of the Clipper Day Pass Accumulator. The Committee suggested that it would fine to bring the final report and recommendation for adoption of the Day Pass Accumulator to the Full Board without bringing it back to committee.
 - b. Verbal Updates
 - i. Progress on Clipper Implementation – Ms. Muzzini explained that status of the Clipper implementation. The current date for revenue ready is October 15; vehicle installations are underway; training is being scheduled; soft launch promotion materials are prepared. No action was required
 - ii. Progress on Transportation Expenditure Plan – The Committee discussed at length strategies and scenarios related to the development of the TEP. No action was taken
6. **Staff Reports**
 - a. Fixed Route Monthly Report – Ms. Muzzini presented the fixed-route report which was approved without comment.
 - b. LINK Monthly Report – There was no MOP for review at this meeting
7. **Committee Comments** – None.
8. **Future Agenda Items** – None.
9. **Next Scheduled Meeting** – September 4th at 8:00am at Supervisor Andersen’s Office.
10. **Adjournment** – The meeting was adjourned at 9:00 a.m.

Minutes prepared and submitted by: Anne Muzzini, Director of Planning and Marketing

Agenda Item 7.a

TO: O&S Committee

DATE: August 18, 2015

FROM: Anne Muzzini
Director of Planning & Marketing

SUBJ: Fixed Route Reports

Fixed Route Operating Reports for July 2015

1. Monthly Boarding's Data

The following represent the numbers that are most important to staff in evaluating the performance of the fixed route system.

	FY15-16		
<u>Title</u>	<u>Current Month</u>	<u>YTD Avg</u>	<u>Annual Goal</u>
Total Passengers	284,891		
Average Weekday	11,899	11,899	
Pass/Rev Hour	15.7	15.7	Standard Goal > 17.0
Missed Trips	0.11%	0.11%	Standard Goal < 0.25%
Miles between Road Calls	26,374	40,882	Standard Goal > 18,000

* Based on current standards from updated SRTP

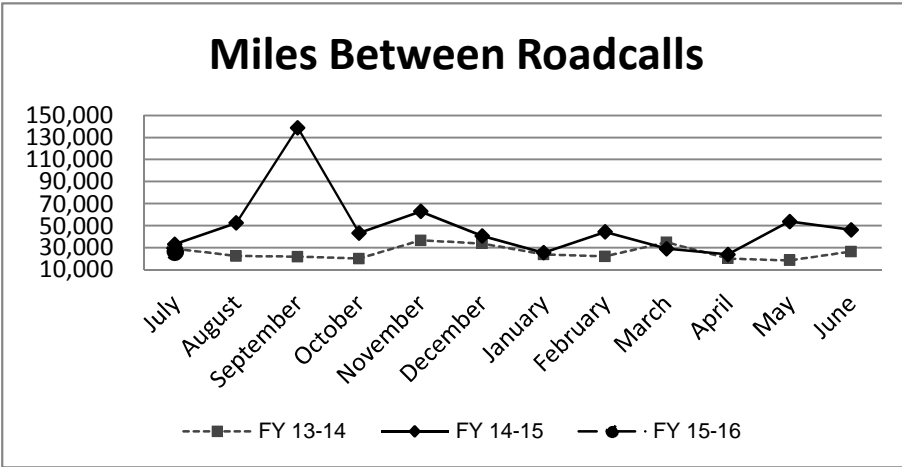
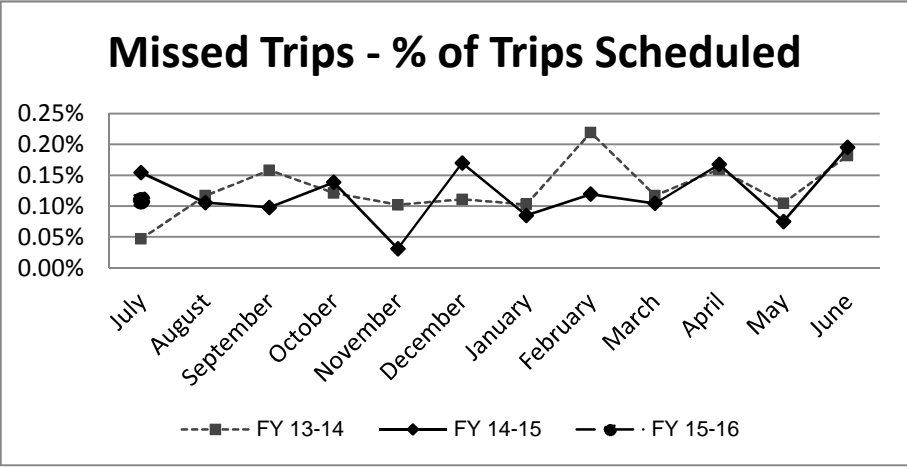
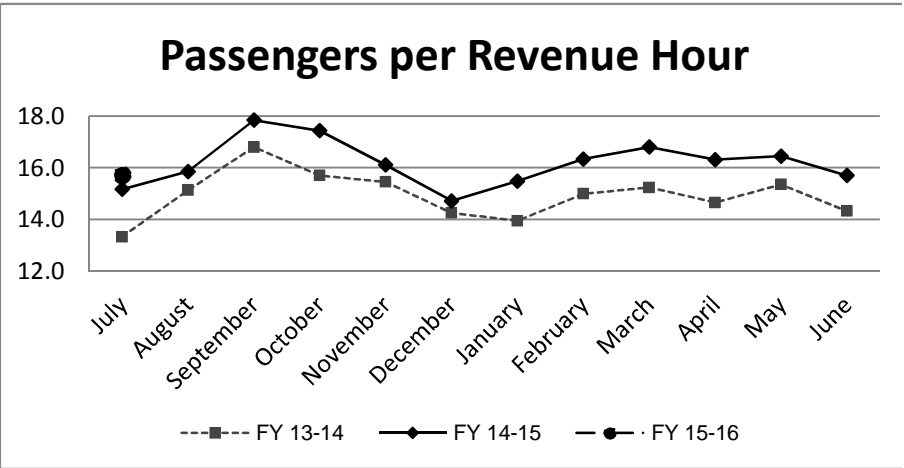
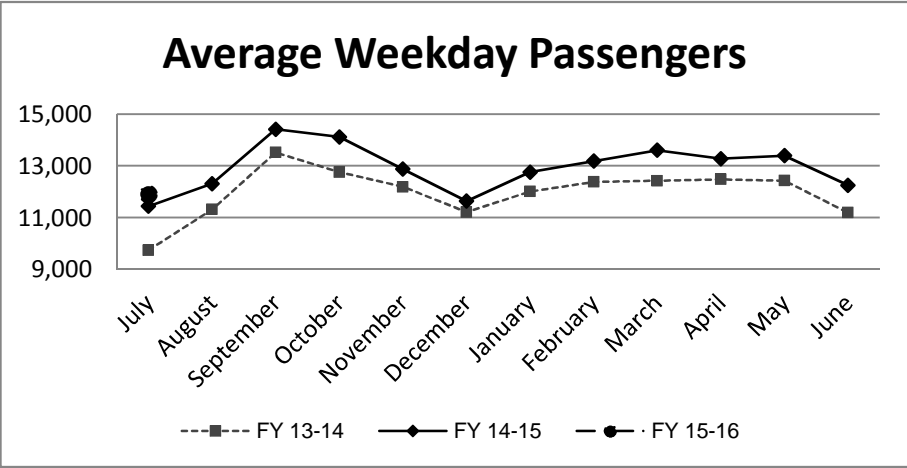
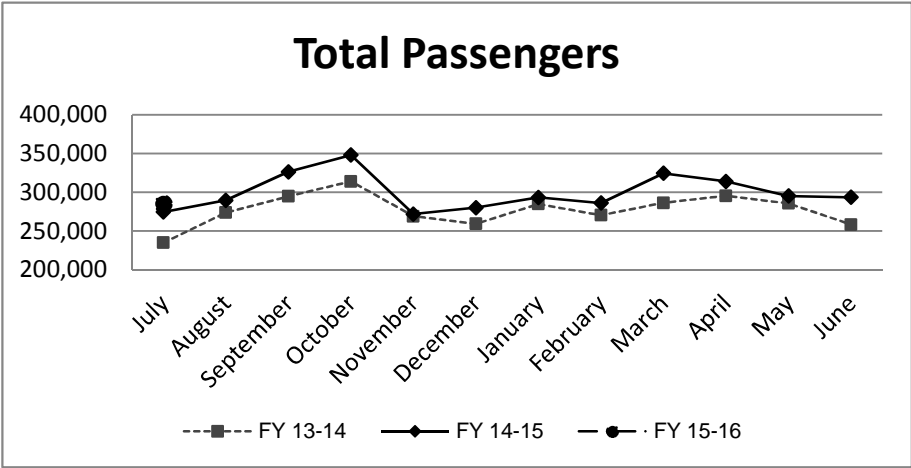
Analysis

Average weekday ridership was lower in July (11,899 passengers) than June (12,249 passengers) and higher than July 2014 (11,441 passengers).

Passengers per hour in July was 15.7, equal to 15.7 in June and an increase from July 2014 when passengers per hour was 15.2.

The percentage of missed trips in July was 0.11%. A decrease from the prior month (0.20%). The YTD average is 0.11% missed trips.

The number of miles between roadcalls was 26,374 miles in July, lower than the prior month in which there were 46,182 miles between roadcalls. The 12 month average is 40,882 miles between roadcalls.



**TRANSPORTATION and MAINTANCE
Operation Data Summary**

TRANSPORTATION	2014 July	2014 August	2014 September	2014 October	2014 November	2014 December	2015 January	2015 February	2015 March	2015 April	2015 May	2015 June	2015 July
Number of Buses	121	121	121	121	121	121	121	121	121	121	121	121	121
Totals Hub Miles	265,079	262,467	277,607	303,715	251,601	284,440	279,218	265,796	290,280	286,806	268,656	277,094	263,736
Work Days	30	31	29	31	29	30	30	28	31	30	30	30	30
Revenue Hours	18,087	18,185	18,290	19,958	16,866	18,937	18,428	17,506	19,308	19,244	17,947	18,564	18,130
Operator Pay Hours	32,918	31,939	32,986	33,540	31,189	32,751	37,114	30,051	28,673	30,028	31,669	29,628	46,304
Number of Operators	177	170	170	171	165	164	162	175	168	167	165	165	162
Unscheduled Absences	300	321	329	421	289	365	280	307	342	306	313	280	335
FT Protection	39	47	51	61	36	41	30	31	32	54	47	30	88
Worker Comp.	90	92	59	107	108	96	57	69	86	33	49	57	41
Sick leave	171	182	219	253	145	228	193	207	224	219	217	193	206
Collision Accidents	5	6	10	2	3	9	11	5	0	7	6	6	4
Passenger Accidents	7	17	23	15	6	28	10	13	23	20	9	27	9
Total Chargeable Collisions	0	1	7	0	2	1	2	2	0	4	5	3	1
Chargeable/100K Miles	0.00	0.38	2.52	0.00	0.79	0.35	0.71	0.75	0.00	1.39	1.86	1.08	0.37
Number of Trips Scheduled	23,332	23,665	24,546	26,694	22,661	25,307	24,749	23,473	25,921	25,676	24,010	25,112	24,642
Number of Trips Missed	36	25	24	37	7	43	21	28	27	43	18	49	27
Of Trips Scheduled - % Missed	0.15%	0.11%	0.10%	0.14%	0.03%	0.17%	0.08%	0.12%	0.10%	0.17%	0.07%	0.20%	0.11%
Of Trips Missed - Mechanical	19	10	9	21	2	11	10	18	21	29	6	17	17
On Time Performance %	88%	86%	84%	84%	85%	84%	86%	86%	85%	88%	87%	88%	89%
MAINTENANCE													
A/C Operative - Avg. %	100%	100%	100%	100%	100%	100%	100%	100%	100%	100%	100%	100%	100%
Lifts Operative - Ave %	100%	100%	100%	100%	100%	100%	100%	100%	100%	100%	100%	100%	100%
PM Complete on Schedule	100%	100%	100%	100%	100%	100%	100%	100%	100%	100%	100%	100%	100%
Total Road Calls	11	12	7	10	8	18	17	8	16	24	7	16	16
Road Calls for Mechanical	8	5	2	7	4	7	11	6	10	12	5	6	6
Road Calls for Other	3	7	5	3	4	11	6	2	6	12	2	10	10
Miles Between Mechanical Road Calls													
Bus Numbers													
200 - 299	33,877	30,224	25,792	32,070	9,112	27,994	28,840	20,706	24,425	25,730	25,151	11,814	25,371
300 - 399	37,831	35,587	35,358	38,860	32,204	38,565	39,237	17,437	36,040	12,262	35,527	40,247	19,408
400 - 499	28,125	13,083	33,105	37,859	29,424	30,400	33,528	28,435	32,620	31,988	30,852	29,310	30,970
500 - 518	23,735	47,883	47,880	27,477	48,025	51,243	13,400	49,446	27,131	55,268	17,524	26,234	47,581
900 - 939	29,176	87,176	94,205	103,838	83,857	32,947	23,195	97,728	21,026	24,711	44,505	51,160	29,504
1300-1309	26,911	21,857	27,063	5,936	19,511	7,962	19,482	22,432	22,234	22,276	23,841	23,799	25,670
1400-1406	3,336	13,574	14,204	12,392	11,243	13,511	11,754	12,175	15,569	15,914	11,695	5,324	6,817
Fleet Avg.	33,135	52,493	138,804	43,338	62,900	40,634	25,383	44,299	29,028	23,901	53,731	46,182	26,374
Maintenance Pay Hours	3,920	4,440	3,091	3,132	4,269	4,375	4,789	4,108	4,315	4,067	4,255	4,320	4,224
No. Maint. Employees	23	26	24	26	26	26	26	26	25	25	26	26	26
Maint. Emps/100K Miles	9	10	9	9	10	9	9	10	9	9	10	9	10
Unscheduled Absences	1	3	4	7	1	3	0	4	3	3	2	2	4

Note: Some statistics may not be available (n/a) at this time. These will be brought current in future reports.

**MONTHLY BOARDINGS
Operations Data Summary**

Fixed Route Boardings		Passengers by Revenue Hrs/Miles			Service Days		Fiscal YTD Comparison Passenger Boardings	
July 2015 - Fixed Route Boardings	284,891	Revenue Hours -	July 2015	18,130	Weekdays - July 15	22	Fiscal 2016 YTD	284,891
Special Event(s)			July 2014	18,087	July 14	22		
		Revenue Miles -	July 2015	201,232	Saturdays - July 15	4	Fiscal 2015 YTD	274,363
			July 2014	199,993	July 14	4		
					Sundays - July 15	4		
					July 14	4		
July 2015 Total Boardings	284,891	Passengers per Mile		1.4	Total Days - 2015	30	YTD Trend	3.8%
July 2014 Total Boardings	274,363	Passengers per Hour		15.71	2014	30	Monthly Trend	3.8%

July 2015 Fixed Route Passenger Total						July 2015 Weekday Average	July 2015 Passengers per Revenue Hour
Route	Destination Information	Weekday	Saturday	Sunday	Total		
1 (IM)	Rossmoor / Shadelands	7,515			7,515	342	13.0
2	Rudgear / Walnut Creek	390			390	18	4.6
3	Martinez Community Shuttle						
4	Walnut Creek Downtown Shuttle	20,171	2,335	1,685	24,191	917	25.9
4H **	Walnut Creek Extended Holiday Service						
5	Creekside / Walnut Creek	9,126			9,126	415	22.0
6	Lafayette / Moraga / Orinda	7,778	351	339	8,469	354	10.9
7	Shadelands / Pleasant Hill / Walnut Creek	7,050			7,050	320	15.0
9	DVC / Walnut Creek	12,667			12,667	576	13.7
10	Concord / Clayton Rd	24,495			24,495	1,113	23.2
11	Treat Blvd / Oak Grove	6,730			6,730	306	15.7
14	Monument Blvd	14,290			14,290	650	16.4
15	Treat Boulevard	10,544			10,544	479	15.3
16	Alhambra Ave / Monument Blvd	16,442			16,442	747	14.4
17	Olivera/Solano / Salvio / North Concord	6,356			6,356	289	15.6
18	Amtrak / Merello / Pleasant Hill	10,035			10,035	456	14.2
19	Amtrak / Pacheco Blvd / Concord	4,224			4,224	192	13.9
20	DVC / Concord	23,496			23,496	1,068	21.8
21	Walnut Creek / San Ramon Transit Center	12,968			12,968	589	11.7
25	Lafayette / Walnut Creek	1,571			1,571	71	7.2
28	North Concord / Martinez	7,006			7,006	318	10.3
35	Dougherty Valley	11,849			11,849	539	16.1
36	San Ramon / Dublin	5,821			5,821	265	9.4
91X	Concord Commuter Express	1,574			1,574	72	13.6
92X	Ace Shuttle Express	4,987			4,987	227	21.2
93X	Kirker Pass Express	4,724			4,724	215	14.3
95X	San Ramon / Danville Express	3,800			3,800	173	15.5
96X	Bishop Ranch Express	12,720			12,720	578	16.3
97X	Bishop Ranch Express	2,412			2,412	110	11.6
98X	Martinez Express	9,190			9,190	418	15.7
250 *	Gael Rail Service						
260 *	Cal State East Bay / Concord Bart	134			134	7	0.9
301	Rossmoor / John Muir Medical Center		321	350	671		9.2
310	Concord Bart / Clayton Rd / Kirker Pass		2,307	1,529	3,836		30.8
311	Concord / Oak Grove / Treat Blvd / WC		990	822	1,812		14.6
314	Clayton Rd / Monument Blvd / PH		3,082	1,984	5,065		22.9
315	Concord / Willow Pass / Landana		298	198	496		9.8
316	Alhambra / Merello / Pleasant Hill		1,397	1,237	2,634		16.2
320	DVC / Concord		1,118	807	1,925		19.3
321	San Ramon / Walnut Creek		1,085	880	1,965		11.9
Alamo Creek *	Alamo Creek / BART Walnut Creek	380			380	17	2.2
600's	Select Service	1,330			1,330	60	1.4
TOTALS		261,776	13,285	9,831	284,891	11,899	15.7

* Data from Link

** Seasonal Route

Operations Data Summary

JULY 2015 PRODUCTIVITY

(sorted by Pass / Rev Hr - descending order)

Route	Destination Information	Total	Wkday Avg	Passenger / Rev Hr
310	Concord Bart / Clayton Rd / Kirker Pass	3,836	-	30.8
4	Walnut Creek Downtown Shuttle	24,191	917	25.9
10	Concord / Clayton Rd	24,495	1,113	23.2
314	Clayton Rd / Monument Blvd / Pleasant Hill	5,065	-	22.9
5	Creekside / Walnut Creek	9,126	415	22.0
20	DVC / Concord	23,496	1,068	21.8
92X	Ace Shuttle Express	4,987	227	21.2
320	DVC / Concord	1,925	-	19.3
14	Monument Blvd	14,290	650	16.4
96X	Bishop Ranch Express	12,720	578	16.3
316	Alhambra / Merello / Pleasant Hill	2,634	-	16.2
35	Dougherty Valley	11,849	539	16.1
98X	Martinez Express	9,190	418	15.7
11	Treat Blvd / Oak Grove	6,730	306	15.7
17	Olivera/Solano / Salvio / North Concord	6,356	289	15.6
95X	San Ramon / Danville Express	3,800	173	15.5
15	Treat Boulevard	10,544	479	15.3
7	Shadelands / Pleasant Hill / Walnut Creek	7,050	320	15.0
311	Concord / Oak Grove / Treat Blvd / Walnut Creek	1,812	-	14.6
16	Alhambra Ave / Monument Blvd	16,442	747	14.4
93X	Kirker Pass Express	4,724	215	14.3
18	Amtrak / Merello / Pleasant Hill	10,035	456	14.2
19	Amtrak / Pacheco Blvd / Concord	4,224	192	13.9
9	DVC / Walnut Creek	12,667	576	13.7
91X	Concord Commuter Express	1,574	72	13.6
1 (IM)	Rossmoor / Shadelands	7,515	342	13.0
321	San Ramon / Walnut Creek	1,965	-	11.9
21	Walnut Creek / San Ramon Transit Center	12,968	589	11.7
97X	Bishop Ranch Express	2,412	110	11.6
6	Lafayette / Moraga / Orinda / Orinda Village	8,469	354	10.9
28	North Concord / Martinez	7,006	318	10.3
315	Concord / Willow Pass / Landana	496	-	9.8
36	San Ramon / Dublin	5,821	265	9.4
301	Rossmoor / John Muir Medical Center	671	-	9.2
25	Lafayette / Walnut Creek	1,571	71	7.2
2	Rudgear / Walnut Creek	390	18	4.6
Alamo *	Alamo Creek / BART Walnut Creek	380	17	2.2
600's	Select Service	1,330	60	1.4
260 *	Cal State East Bay / Concord Bart	134	7	0.9

NOTE: * Data comes from Link Operators

** These are seasonal routes

Operations Data Summary

AVERAGE WEEKDAY BOARDINGS TREND

Route	Destination Information	Jul-14	Aug-14	Sep-14	Oct-14	Nov-14	Dec-14	Jan-15	Feb-15	Mar-15	Apr-15	May-15	Jun-15	Jul-15
		22 Days	21 Days	21 Days	23 Days	19 Days	22 Days	21 Days	20 Days	22 Days	22 Days	20 Days	22 Days	22 Days
1 (1M)	Rossmoor / Shadelands	349	351	375	361	365	302	347	335	360	346	331	318	342
2	Rudgear / Walnut Creek	48	25	23	26	22	19	22	24	23	20	21	21	18
3	Martinez Community Shuttle	-	-	-	-	-	-	-	-	-	-	-	-	-
4	Walnut Creek Downtown Shuttle	957	976	831	863	858	834	795	806	825	861	869	887	917
4H **	Walnut Creek Extended Holiday Shuttle	-	-	-	-	20	22	-	-	-	-	-	-	-
5	Creekside / Walnut Creek	70	191	288	327	307	286	343	368	375	372	386	397	415
6	Lafayette / Moraga / Orinda	328	353	583	551	492	420	474	495	489	478	448	347	354
7	Shadelands / Pleasant Hill / Walnut Creek	210	174	146	165	160	152	161	178	232	280	298	306	320
9	DVC / Walnut Creek	560	602	644	627	601	509	522	552	556	532	540	509	576
10	Concord / Clayton Rd	1,069	1,134	1,278	1,237	1,165	1,024	1,120	1,171	1,238	1,181	1,220	1,128	1,113
11	Treat Blvd / Oak Grove	298	326	347	324	315	271	295	316	313	283	307	296	306
14	Monument Blvd	615	618	678	688	630	565	616	637	644	629	659	655	650
15	Treat Boulevard	469	531	619	613	551	472	541	571	581	567	610	509	479
16	Alhambra Ave / Monument Blvd	770	773	863	843	780	684	770	777	830	803	822	800	747
17	Olivera/Solano / Salvio / North Concord	267	299	300	291	268	249	266	276	290	295	293	287	289
18	Amtrak / Merello / Pleasant Hill	447	498	545	525	482	414	459	459	476	457	469	429	456
19	Amtrak / Pacheco Blvd / Concord	151	151	150	152	133	127	136	143	158	154	159	169	192
20	DVC / Concord	1,148	1,287	1,490	1,403	1,308	1,133	1,248	1,330	1,291	1,203	1,152	1,029	1,068
21	Walnut Creek / San Ramon Transit Center	623	615	668	645	618	570	609	601	642	643	626	598	589
25	Lafayette / Walnut Creek	77	64	88	76	78	65	63	69	78	70	68	69	71
28	North Concord / Martinez	305	324	349	333	308	294	323	336	342	314	329	298	318
35	Dougherty Valley	457	491	578	540	495	458	491	542	569	554	563	557	539
36	San Ramon / Dublin	247	243	268	258	238	226	255	269	265	271	274	246	265
91X	Concord Commuter Express	45	64	72	70	74	65	63	65	73	73	64	73	72
92X	Ace Shuttle Express	255	243	259	241	213	212	205	204	204	196	201	215	227
93X	Kirker Pass Express	218	230	269	247	220	200	216	229	227	223	222	221	215
95X	San Ramon / Danville Express	194	178	168	156	140	153	189	158	173	183	172	168	173
96X	Bishop Ranch Express	649	646	642	630	577	516	569	574	570	543	542	565	578
97X	Bishop Ranch Express	117	107	118	113	98	97	101	103	112	110	120	115	110
98X	Martinez Express	410	429	474	483	433	405	415	430	446	441	424	401	418
250 *	St Mary's College Gael Rail Shuttle	-	27	31	18	11	7	15	17	11	13	14	-	-
260 *	Cal State East Bay / Concord Bart	14	11	6	28	24	18	19	17	12	16	14	9	7
ALAMO *	Alamo Creek / BART Walnut Creek	16	15	16	17	17	15	13	13	16	16	16	18	17
600's	Select Service	59	362	1,272	1,288	906	873	1,108	1,134	1,191	1,162	1,171	613	60
TOTALS		11,441	12,310	14,410	14,112	12,873	11,639	12,756	13,182	13,601	13,276	13,392	12,249	11,899

NOTE: * Data comes from Link Operators ** These are seasonal routes

Operations Data Summary

AVERAGE WEEKEND BOARDINGS TREND

SATURDAY		Jul-14	Aug-14	Sep-14	Oct-14	Nov-14	Dec-14	Jan-15	Feb-15	Mar-15	Apr-15	May-15	Jun-15	Jul-15
Route	Destination Information	<i>4 Days</i>	<i>5 Days</i>	<i>4 Days</i>	<i>4 Days</i>	<i>5 Days</i>	<i>4 Days</i>	<i>5 Days</i>	<i>4 Days</i>	<i>4 Days</i>	<i>4 Days</i>	<i>5 Days</i>	<i>4 Days</i>	<i>4 Days</i>
4	Walnut Creek Downtown Shuttle	618	602	613	552	527	663	647	631	624	596	565	591	584
4H **	Walnut Creek Extended Holiday Shuttle	-	-	-	-	64	87	-	-	-	-	-	-	-
6	Lafayette / Moraga / Orinda	69	91	189	149	147	81	122	122	163	134	112	71	88
250 *	St Mary's College Gael Rail Shuttle	-	6	42	38	32	17	28	33	27	29	19	-	-
301	Rossmoor / John Muir Medical Center	66	84	83	55	56	70	82	87	99	85	84	78	80
310	Concord Bart / Clayton Rd / Kirker Pass	460	485	476	466	427	492	486	496	492	499	476	496	577
311	Concord / Oak Grove / Treat Blvd / WC	261	280	282	266	265	255	213	248	229	260	256	221	248
314	Clayton Rd / Monument Blvd / PH	689	763	730	735	695	686	699	667	670	658	677	681	770
315	Concord / Willow Pass / Landana	72	72	86	70	69	60	58	64	66	62	64	80	74
316	Alhambra / Merello / Pleasant Hill	379	404	384	390	354	334	336	371	373	394	363	394	349
320	DVC / Concord	291	263	259	238	225	242	239	261	249	233	232	218	280
321	San Ramon / Walnut Creek	284	271	294	289	287	265	274	280	275	282	286	298	271
TOTALS		3,191	3,322	3,440	3,247	3,096	3,252	3,185	3,259	3,267	3,232	3,131	3,127	3,321

SUNDAY		Jul-14	Aug-14	Sep-14	Oct-14	Nov-14	Dec-14	Jan-15	Feb-15	Mar-15	Apr-15	May-15	Jun-15	Jul-15
Route	Destination Information	<i>4 Days</i>	<i>5 Days</i>	<i>4 Days</i>	<i>4 Days</i>	<i>5 Days</i>	<i>4 Days</i>	<i>4 Days</i>	<i>4 Days</i>	<i>5 Days</i>	<i>4 Days</i>	<i>5 Days</i>	<i>4 Days</i>	<i>4 Days</i>
4	Walnut Creek Downtown Shuttle	505	513	385	468	387	468	458	550	454	389	402	410	421
6	Lafayette / Moraga / Orinda	71	82	124	120	108	65	110	95	94	93	80	56	85
250 *	St Mary's College Gael Rail Shuttle	-	9	24	22	22	10	28	23	17	20	14	-	-
301	Rossmoor / John Muir Medical Center	48	50	71	78	60	60	78	39	52	79	52	72	88
310	Concord Bart / Clayton Rd / Kirker Pass	381	420	374	384	343	376	352	350	414	346	429	437	382
311	Concord / Oak Grove / Treat Blvd / WC	223	213	249	240	221	210	169	179	190	180	177	194	206
314	Clayton Rd / Monument Blvd / PH	494	561	510	510	479	519	500	466	507	473	487	500	496
315	Concord / Willow Pass / Landana	43	44	56	49	48	46	38	23	40	39	46	50	50
316	Alhambra / Merello / Pleasant Hill	271	295	281	291	275	281	252	241	256	245	270	283	309
320	DVC / Concord	211	213	173	172	152	180	156	150	163	154	155	153	202
321	San Ramon / Walnut Creek	228	229	220	232	232	206	203	200	215	216	225	201	220
TOTALS		2,475	2,628	2,465	2,565	2,326	2,419	2,344	2,317	2,401	2,233	2,333	2,356	2,458

NOTE: * Data comes from Link Operators ** These are seasonal routes

Route Description Summary

Route #	Description
1 (1M)	Rossmoor Shopping Center, Tice Valley Blvd, Boulevard Wy, Oakland Blvd, Trinity Ave , BART Walnut Creek, Ygnacio Valley, Montego, John Muir Medical Center, N Wiget Ln, Shadelands Office Park (Added Svc: 1M = BART Walnut Creek, Ygnacio Valley, Montego, John Muir Medical Center, Marchbanks)
2	Rudgear Rd, Stewart Ave, Trotter Wy, Dapplegray Rd, Palmer Rd, Mountain View Blvd, San Miguel Dr, N & S California Blvd, BART Walnut Creek
3	Amtrak, Marina Vista Ave, Berrelessa St, Alhambra Ave, D St, Estudillo St, Vista Way, Pine St, Center Ave, Morello Ave, Arnold Dr, Howe Rd, Terrace Way, Shell Ave, Green St, Court St.
4	BART Walnut Creek, N California Blvd, Locust St, Mt Diablo Blvd, Broadway Plaza, S Main St, Pringle Ave
4H	Walnut Creek Extended Holiday Service (November 27 thru December 31)
5	BART Walnut Creek, Rivieria Ave, Parkside Dr, N Civic Dr, N Broadway, Lincoln Ave, Mt Pischah St, S Main St, Creekside Dr
6	BART Orinda, Orinda Village, Orinda Wy, Moraga Wy, Moraga Rd, St Marys Rd, St Mary's College, Mt Diablo Blvd, BART Lafayette
7	BART Pleasant Hill, Treat Blvd, Bancroft Rd, Ygnacio Valley Rd, Shadelands Office Park, Marchbanks, BART Walnut Creek, Riviera Ave, Buena Vista, Geary Rd
9	DVC, Contra Costa Blvd, Ellinwood Wy, JFK University, Gregory Ln, Cleaveland Rd, Boyd Rd, W Hookston Rd, Patterson Blvd, Oak Park Blvd, Coggins Dr, BART Pleasant Hill, N Main St, N California Blvd, BART Walnut Creek
10	BART Concord, Clayton Rd, Center St, Marsh Creek Rd
11	BART Concord, Port Chicago Highway, Salvio St, Mira Vista Terrace, Fry Wy, Clayton Rd, Market St, Meadow Ln, Oak Grove Rd, Treat Blvd, BART Pleasant Hill
14	BART Concord, Oak St, Laguna St, Detroit Ave, Monument Blvd, Mohr Ln, David Ave, Bancroft Rd, Treat Blvd, BART Pleasant Hill
15	BART Concord, Port Chicago Highway, Salvio St, Parkside Dr, Willow Pass Rd, Landana Dr, West St, Clayton Rd, Treat Blvd, BART Pleasant Hill, Oak Rd, N Civic Dr, Ygnacio Valley Rd, BART Walnut Creek
16	BART Concord, Oak St, Galindo St, Monument Blvd, Crescent Plaza, Cleaveland Rd, Gregory Ln, Pleasant Hill Rd, Alhambra Ave, Berrellesa St, Escobar St, Court St, Martinez Amtrak
17	BART Concord, Grant St, East St, Solano Wy, Olivera Rd, Port Chicago Highway, BART North Concord
18	BART Pleasant Hill, Oak Rd, Buskirk Ave, Crescent Plaza, Gregory Ln, Pleasant Hill Rd, Taylor Blvd, Morello Ave, Viking Dr, Contra Costa Blvd, DVC, Old Quarry Rd, Pacheco Blvd, Muir Rd, Arnold Dr, Morello, Pacheco Blvd, Martinez Amtrak
19	BART Concord, Galindo St, Concord Ave, Bisso Ln, Stanwell Dr, John Glenn Dr, Galaxy Wy, Diamond Blvd, Contra Costa Blvd, Pacheco Blvd, Martinez Amtrak
20	BART Concord, Grant St, Concord Blvd, Clayton Rd, Gateway Blvd, Willow Pass Rd, Sun Valley Blvd, Golf Club Rd, DVC
21	BART Walnut Creek, N & S California Blvd, Newell Ave, S Main St, Danville Blvd, Railroad Ave, San Ramon Valley Blvd, Danville Park & Ride, Camino Ramon, Fostoria Wy, San Ramon Transit Center
25	BART Lafayette, Mt Diablo Blvd, Highway 24, Highway 680, BART Walnut Creek
28	BART North Concord, Port Chicago Highway, Bates Ave, Commercial Cir, Pike Ln, Arnold Industrial Wy, Marsh Dr, Contra Costa Blvd, Chilpancingo Pkwy, Old Quarry Rd, DVC, Highway 680, Highway 4, Center Ave, VA Clinic, Howe Rd, Pacheco Blvd, Martinez Amtrak
35	BART Dublin, Dublin Blvd, Dougherty Rd, Bollinger Canyon Rd, E Branch Pkwy, Windemere Pkwy, Sunset Dr, Bishop Dr, Executive Pkwy, San Ramon Transit Center
36	BART Dublin, Dublin Blvd, Village Pkwy, Alcosta Blvd, Fircrest Ln, San Ramon Valley Blvd, Tareyton Ave, Bollinger Canyon Rd, Crow Canyon Rd, Executive Pkwy, San Ramon Transit Center
91X	BART Concord, Galindo St, Concord Ave, John Glenn Dr, Galaxy Wy, Chevron, Diamond Blvd, Willow Pass Rd, Gateway Blvd, Clayton Rd, Oak St
92X	Shadelands Office Park, Ygnacio Valley Rd, Highway 680, Danville Park & Ride, Crow Canyon Rd, Bishop Ranch 15, San Ramon Transit Center, Camino Ramon, ATT, Sunset Dr, Chevron, Ace Train Station Pleasanton
93X	BART Walnut Creek, Ygnacio Valley Rd, Shadelands Office Park, Oak Grove Rd, Kirker Pass Rode, Railroad Ave, Buchanan Rd, Somersville Rd, Fairview Dr, Delta Fair Blvd, Highway 4, Hillcrest Park & Ride
95X	BART Walnut Creek, Highway 680, Crow Canyon Pl, Fostoria Wy, Camino Ramon, San Ramon Transit Center
96X	BART Walnut Creek, Highway 680, Chevron, Bishop Ranch 1, Bishop Ranch 3, Bishop Ranch 6, San Ramon Transit Center, Bishop Ranch 15, Annabel Ln, Bishop Ranch 8, Bishop Dr, Sunset Dr
97X	BART Dublin, Highway 680, Highway 580, Chevron, Bishop Ranch 1, Bishop Ranch 3, Bishop Ranch 6, San Ramon Transit Center, Bishop Ranch 15, Annabel Ln, Bishop Ranch 8, Bishop Dr, Sunset Dr
98X	BART Walnut Creek, N Main St, Highway 680, Sun Valley Blvd, Contra Costa Blvd, Concord Ave, Diamond Blvd., Highway 680, Highway 4, Alhambra Ave, Berrellesa St, Escobar St, Court St, Martinez Amtrak
250	St Mary's College, St Marys Rd, Moraga Rd, Mt Diablo Blvd, BART Lafayette

Route Description Summary

Route #	Description
260	Cal State, East Bay, Concord Bart

Route Description Summary

Route #	Description
301	Rossmoor Shopping Center, Tice Valley Blvd, Boulevard Wy, Oakland Blvd, Trinity Ave , BART Walnut Creek, Ygnacio Valley, Montego, John Muir Medical Center
310	Concord Bart, Clayton Rd, Kirker Pass
311	BART Concord, Port Chicago Highway, Salvio St, Mira Vista Terrace, Fry Wy, Clayton Rd, Market St, Meadow Ln, Oak Grove Rd, Treat Blvd, BART Pleasant Hill
314	Ayers Rd, Concord Blvd, Kirker Pass Rd, Clayton Rd, BART Concord, Oak St, Laguna St, Detroit Ave, Monument Blvd, Mohr Ln, David Ave, Crescent Plaza, Cleaveland Rd, Gregory Ln, Contra Costa Blvd, DVC
315	BART Concord, Port Chicago Highway, Salvio St, Parkside Dr, Willow Pass Rd, Landana Dr, West St, Clayton Rd
316	BART Pleasant Hill, Oak Rd, Buskirk Ave, Crescent Plaza, Gregory Ln, Contra Costa Blvd, Golf Club Rd, DVC, Old Quarry Rd, Pacheco Blvd, Muir Rd, Arnold Dr, Pacheco Blvd, Morrelo Ave, Martinez Amtrak, Berrellesa St, Alhambra Ave
320	BART Concord, Grant St, Concord Blvd, Clayton Rd, Gateway Blvd, Willow Pass Rd, Diamond Blvd, Concord Ave, Chilpancingo Pkwy, Old Quarry Rd, DVC
321	BART Walnut Creek, N & S California Blvd, Newell Ave, S Main St, Danville Blvd, Railroad Ave, San Ramon Valley Blvd, Camino Ramon, Fostoria Wy, San Ramon Transit Center- Shops at BR.
601	N Civic Dr, Parkside Dr, Riveria Ave, BART Walnut Creek, Trinity Ave, Oakland Blvd, Boulevard Wy, Tice Valley Blvd, Meadow Rd, Castle Hill Rd, Danville Blvd, Hillgrade Ave., Crest Ave, Rossmoor Shopping Center
602	Walnut Blvd, Oro Valley Cir, Mountain View Blvd, Rudgear Rd, Stewart Ave, Trotter Wy, Dapplegray Rd, Palmer Rd, Mountain View Blvd, San Miguel Dr, N & S California Blvd, BART Walnut Creek
603	Camino Pablo, Moraga Rd, St Marys Rd, St Mary's College, Mt Diablo Blvd, BART Lafayette
605	N Civic Dr, N Broadway, Lincoln Ave, Mt Pisgah St, Newell Ave, Lilac Dr, S Main St, Creekside Dr
606	BART Orinda, Orinda Wy, Miner Rd, Honey Hill Rd, Via Las Cruces, Saint Stephens Dr, Orinda Woods Dr, Moraga Wy, Ivy Dr, Moraga Rd, St Marys Rd, St Mary's College, Mt Diablo Blvd, BART Lafayette
608	VA Clinic, Center Ave, Pacheco Blvd, Contra Costa Blvd, Chilpancingo Pkwy, Old Quarry Rd, DVC
609	BART Walnut Creek, Ygnacio Valley Rd, Marchbanks Dr, Walnut Ave
610	BART Concord, Clayton Rd, Ayers Rd, Concord Blvd, Kirkwood Dr, Oakhurst Dr, Center St, Marsh Creek Rd, Mountaire Pkwy, Mountaire Cir
611	BART Concord, Port Chicago Highway, Salvio St, Mira Vista Terrace, Fry Wy, Clayton Rd, Market St, Meadow Ln, Oak Grove Rd, Treat Blvd, Bancroft Rd, Minert Rd
612	BART Concord, Clayton Rd, Ayers Rd, Concord Blvd, Kirker Pass Rd, Washington Blvd, Pennsylvania Blvd, Pine Hollow Rd, El Camino Dr, Michigan Blvd
613	Minert Rd, Oak Grove Rd, Monument Blvd, Detroit Ave, Laguna St, Oak St, BART Concord
614	BART Concord, Clayton Rd, Michigan Blvd, Pennsylvania Blvd, Pine Hollow Rd, El Camino Dr
615	Concord Blvd, Landana Dr., Willow Pass Rd., Parkside Dr., Salvio St., East St., clayton Rd., Oakland Ave., Mount Diablo St., BART Concord
616	Treat Blvd, Bancroft Rd, Minert Rd, Oak Grove Rd, Monument Blvd, San Miguel Rd, Galindo St, Oak St, BART Concord
619	Minert Rd, Oak Grove Rd, Monument Blvd, Mohr Ln, David Ave, Bancroft Rd, Treat Blvd, BART Pleasant Hill
622	Pine Valley Rd, Broadmoor Dr, Montevideo Dr, Alcosta Blvd, Crow Canyon Rd, Tassajara Ranch Rd, Camino Tassajara
623	Danville Blvd, Stone Valley Rd, Green Valley Rd, Diablo Rd, Hartz Ave, San Ramon Valley Blvd, Sycamore Valley Rd, Camino Tassajara, Tassajara Ranch Rd, Crow Canyon Rd, Anabel Ln
625	Rossmoor Shopping Center, Tice Valley Blvd, Olympic Blvd, Pleasant Hill Rd, Acalanes Ave, Stanley Blvd, Mt Diablo Blvd, BART Lafayette, Happy Valley Rd, Upper Happy Valley Rd, El Nido Ranch Rd, Hidden Valley Rd, Acalanes Rd
626	St Mary's College, St Marys Rd, Rohrer Dr, Moraga Rd, Mt Diablo Blvd, BART Lafayette, Happy Valley Rd, Upper Happy Valley Rd, El Nido Ranch Rd, Hidden Valley Rd, Acalanes Rd
627	BART North Concord, Port Chicago Highway, Bates Ave, Mason Cir
635	Bollinger Canyon Rd, Dougherty Rd, Crow Canyon Rd, Tassajara Ranch Rd, Camino Tassajara, Lusitano St, Charbray St
636	San Ramon Transit Center, Executive Pkwy, Crow Canyon Rd, Bollinger Canyon Rd, San Ramon Valley Blvd, Broadmoor Dr, Alcosta Blvd, Fircrest Ln, Village Pkwy, Dublin Blvd, BART Dublin
649	DVC, Galaxy Way / Meridian Park Blvd , BART Concord
Alamo Creek Shuttle	Alamo Creek, Monterosso, Ponderosa Colony, BART Walnut Creek

**CCCTA LINK
MONTHLY OPERATING SUMMARY
JUNE FY 14/15**

SUMMARY	JUNE FY 13/14	JUNE FY 14/15	YTD FY 13/14	YTD FY 14/15
1 TOTAL CLIENTS	12,158	12,829	149,454	147,495
2 TOTAL ATTENDANTS	762	785	9,038	8,501
3 TOTAL COMPANIONS	58	63	802	836
4 TOTAL PASSENGERS	12,978	13,677	159,294	156,832
5 TOTAL SERVICE DAYS	30	30	359	360
6 VEHICLE REVENUE HOURS	6,164	6,381	74,394	73,716
7 VEHICLE SERVICE HOURS	7,567	8,073	92,797	92,398
8 VEHICLE NON REV HOURS	1,404	1,691	18,403	18,101
9 VEHICLE SERVICE MILES	118,397	118,969	1,479,448	1,452,194
10 VEHICLE REVENUE MILES	97,680	97,574	1,218,750	1,208,223
11 VEHICLE NON REV MILES	20,717	21,395	260,310	248,607
12 PASS. PER REVENUE HOUR	2.11	2.14	2.14	2.13
13 CLIENT PER REVENUE HOUR	1.97	2.01	2.01	2.00
14 PASS. PER SERVICE HOUR	1.72	1.69	1.72	1.70
15 PASS. PER SERVICE MILE	0.11	0.11	0.11	0.11
16 PASS. PER REVENUE MILE	0.13	0.14	0.13	0.13
17 TOTAL TRANSFER TRIPS	1,208	1,086	13,936	14,153
18 SAME DAY TRIPS	97	128	1,682	1,161
19 SUBSCRIPTION TRIPS	6,675	7,536	74,364	80,151
20 DEMAND	5,481	5,301	75,185	67,464
21 FAREBOX REVENUE	\$11,519.72	\$12,240.14	\$144,588.06	\$138,394.33
22 PREPAID CLIENTS	\$10,077.00	\$6,886.50	\$110,249.39	\$102,102.80
23 COLLECTED BILLING	\$27,202.00	\$49,216.00	\$290,178.00	\$280,462.00
24 TOTAL REVENUE COLLECTED	\$48,798.72	\$68,342.64	\$545,015.45	\$520,959.13
25 CHARGEABLE ACCIDENTS	1	3	7	12
26 SERVICE COMPLAINTS	3	1	18	25
27 SERVICE COMMENDATIONS	1	0	19	16
28 SERVICE DENIALS	0	0	0	0
29 ROAD CALLS	8	2	44	32
30 DRIVER TURNOVER	0%	2%	13%	40%
31 SCHEDULE ADHERENCE	80%	81%	93%	84%
32 WHEELCHAIR BOARDING'S	3,061	3,147	41,433	43,006
33 W/C LIFT AVAILABILITY	100%	100%	100%	100%
34 REGISTERED CLIENTS	6,617	6,972	N/A	N/A
35 UNDUPLICATED CLIENTS	1,100	1,021	N/A	N/A
36 NO-SHOWS	99	65	933	1,232
37 CANCELS	2,904	1,499	23,470	21,605
38 AVG. TRIP LENGTH (MILES)	9.1	8.7	9.3	9.3
39 AVG. SM BUSES IN SERVICE	8	8	8	8
40 AVG. BUSES IN SERVICE	55	55	55	55
41 TOTAL FUEL/GALLONS	17,806	18,258	208,761	212,865
42 FLEET M.P.G.	6.6	6.5	7.1	6.8