

**Agenda Item 7.a**

**TO:** O&S Committee

**DATE:** October 19, 2015

**FROM:** Anne Muzzini  
Director of Planning & Marketing

**SUBJ:** Fixed Route Reports

**Fixed Route Operating Reports for September 2015**

1. Monthly Boarding's Data

The following represent the numbers that are most important to staff in evaluating the performance of the fixed route system.

**FY15-16**

<u>Title</u>	<u>Current Month</u>	<u>YTD Avg</u>	<u>Annual Goal</u>
Total Passengers	333,938		
Average Weekday	14,768	13,143	
Pass/Rev Hour	17.6	16.6	Standard Goal > 17.0
Missed Trips	0.13%	0.11%	Standard Goal < 0.25%
Miles between Road Calls	21,717	35,275	Standard Goal > 18,000

\* Based on current standards from updated S RTP

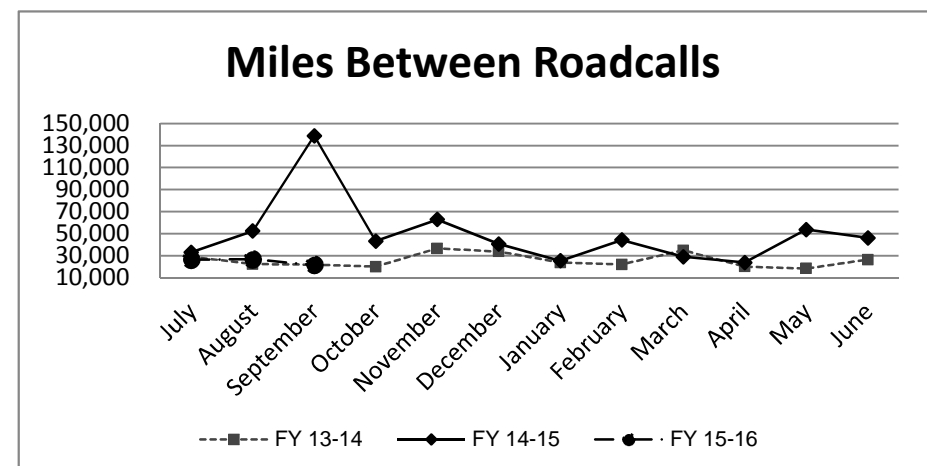
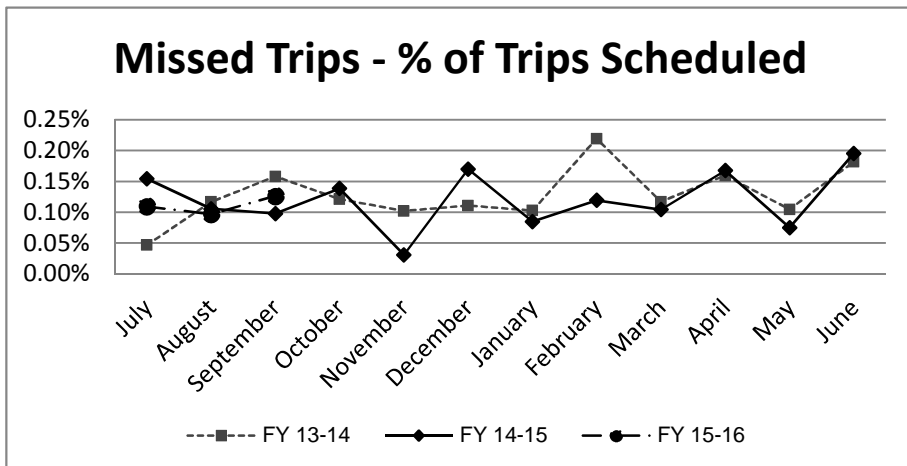
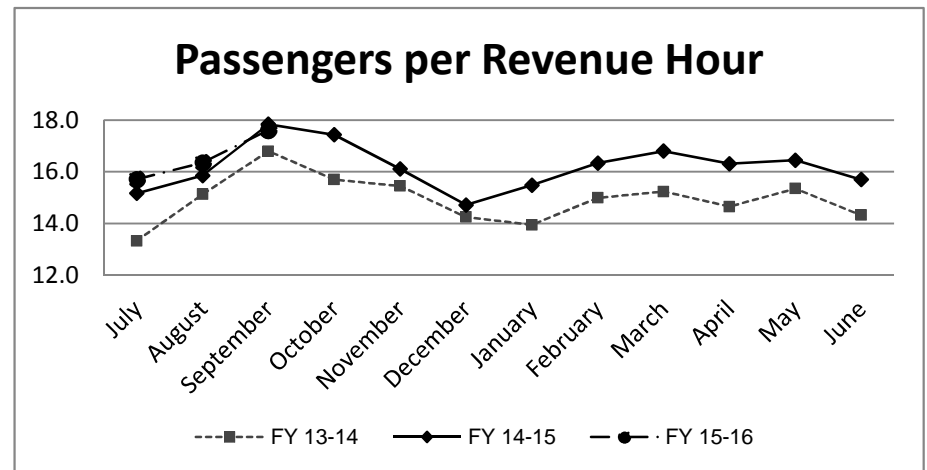
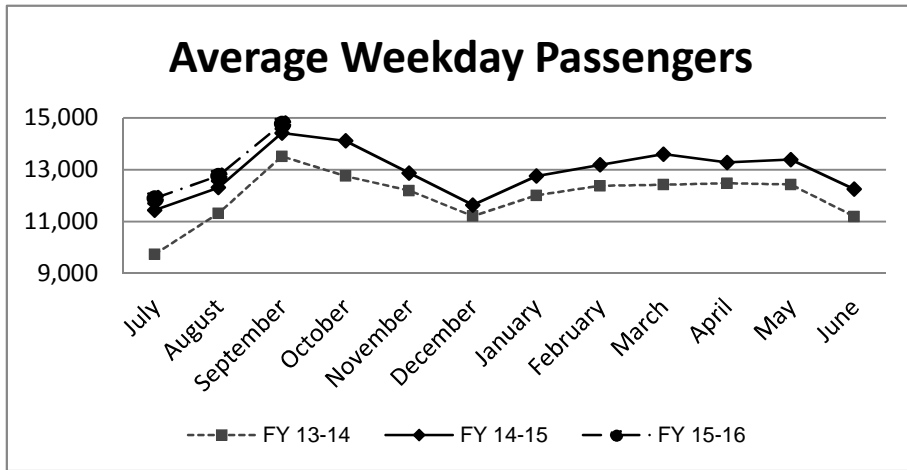
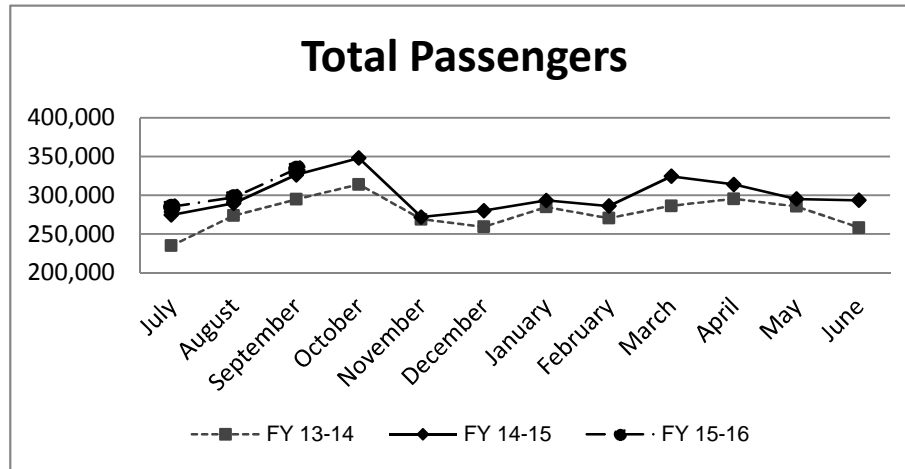
**Analysis**

Average weekday ridership was higher in September (14,768 passengers) than August (12,761 passengers) and higher than September 2014 (14,410 passengers).

Passengers per hour in September was 17.6, an increase from 16.4 in August and a slight decrease from September 2014 when passengers per hour was 17.8.

The percentage of missed trips in September was 0.13%. A slight increase from the prior month (0.10%). The YTD average is 0.11% missed trips.

The number of miles between roadcalls was 21,717 miles in September, lower than the prior month in which there were 26,797 miles between roadcalls. The 12 month average is 35,275 miles between roadcalls.



**TRANSPORTATION and MAINTANCE**  
**Operation Data Summary**

<b>TRANSPORTATION</b>	<b>2014 September</b>	<b>2014 October</b>	<b>2014 November</b>	<b>2014 December</b>	<b>2015 January</b>	<b>2015 February</b>	<b>2015 March</b>	<b>2015 April</b>	<b>2015 May</b>	<b>2015 June</b>	<b>2015 July</b>	<b>2015 August</b>	<b>2015 September</b>	<b>12 Month TOTALS</b>
Number of Buses	121	121	121	121	121	121	121	121	121	121	121	121	121	121
Totals Hub Miles	277,607	303,715	251,601	284,440	279,218	265,796	290,280	286,806	268,656	277,094	263,736	267,969	382,316	3,421,627
<b>Work Days</b>	29	31	29	30	30	28	31	30	30	30	30	31	29	359
Revenue Hours	18,290	19,958	16,866	18,937	18,428	17,506	19,308	19,244	17,947	18,564	18,130	18,167	18,958	222,013
Operator Pay Hours	32,986	33,540	31,189	32,751	37,114	30,051	28,673	30,028	31,669	29,628	46,304	32,140	31,527	394,614
Number of Operators	170	171	165	164	162	175	168	167	165	165	162	172	169	167
<b>Unscheduled Absences</b>	<b>329</b>	<b>421</b>	<b>289</b>	<b>365</b>	<b>280</b>	<b>307</b>	<b>342</b>	<b>306</b>	<b>313</b>	<b>280</b>	<b>335</b>	<b>361</b>	<b>394</b>	<b>3,993</b>
FT Protection	51	61	36	41	30	31	32	54	47	30	88	84	90	624
Worker Comp.	59	107	108	96	57	69	86	33	49	57	41	63	115	881
Sick leave	219	253	145	228	193	207	224	219	217	193	206	214	189	2,488
<b>Collision Accidents</b>	10	2	3	9	11	5	0	7	6	6	4	6	8	67
Passenger Accidents	23	15	6	28	10	13	23	20	9	27	9	22	13	195
Total Chargeable Collisions	7	0	2	1	2	2	0	4	5	3	1	4	6	30
<b>Chargeable/100K Miles</b>	<b>2.52</b>	<b>0.00</b>	<b>0.79</b>	<b>0.35</b>	<b>0.71</b>	<b>0.75</b>	<b>0.00</b>	<b>1.39</b>	<b>1.86</b>	<b>1.08</b>	<b>0.37</b>	<b>1.49</b>	<b>1.56</b>	<b>0.87</b>
Number of Trips Scheduled	24,546	26,694	22,661	25,307	24,749	23,473	25,921	25,676	24,010	25,112	24,642	24,746	24,546	297,537
Number of Trips Missed	24	37	7	43	21	28	27	43	18	49	27	24	31	355
<b>Of Trips Scheduled - % Missed</b>	<b>0.10%</b>	<b>0.14%</b>	<b>0.03%</b>	<b>0.17%</b>	<b>0.08%</b>	<b>0.12%</b>	<b>0.10%</b>	<b>0.17%</b>	<b>0.07%</b>	<b>0.20%</b>	<b>0.11%</b>	<b>0.10%</b>	<b>0.13%</b>	<b>0.12%</b>
Of Trips Missed - Mechanical	9	21	2	11	10	18	21	29	6	17	17	10	15	177
On Time Performance %	84%	84%	85%	84%	86%	86%	85%	88%	87%	88%	89%	86%	83%	86%
<b>MAINTENANCE</b>														
A/C Operative - Avg. %	100%	100%	100%	100%	100%	100%	100%	100%	100%	100%	100%	100%	100%	100%
Lifts Operative - Ave %	100%	100%	100%	100%	100%	100%	100%	100%	100%	100%	100%	100%	100%	100%
PM Complete on Schedule	100%	100%	100%	100%	100%	100%	100%	100%	100%	100%	100%	100%	100%	100%
Total Road Calls	7	10	8	18	17	8	16	24	7	16	16	14	18	172
Road Calls for Mechanical	2	7	4	7	11	6	10	12	5	6	6	10	13	97
<b>Road Calls for Other</b>	<b>5</b>	<b>3</b>	<b>4</b>	<b>11</b>	<b>6</b>	<b>2</b>	<b>6</b>	<b>12</b>	<b>2</b>	<b>10</b>	<b>10</b>	<b>4</b>	<b>5</b>	<b>75</b>
<b>Miles Between Mechanical Road Calls</b>														
Bus Numbers														
200 - 299	25,792	32,070	9,112	27,994	28,840	20,706	24,425	25,730	25,151	11,814	25,371	24,338	27,208	
300 - 399	35,358	38,860	32,204	38,565	39,237	17,437	36,040	12,262	35,527	40,247	19,408	18,123	18,780	
400 - 499	33,105	37,859	29,424	30,400	33,528	28,435	32,620	31,988	30,852	29,310	30,970	10,104	33,573	
500 - 518	47,880	27,477	48,025	51,243	13,400	49,446	27,131	55,268	17,524	26,234	47,581	52,811	25,768	
900 - 939	94,205	103,838	83,857	32,947	23,195	97,728	21,026	24,711	44,505	51,160	29,504	21,666	13,858	
1300-1309	27,063	5,936	19,511	7,962	19,482	22,432	22,234	22,276	23,841	23,799	25,670	25,981	22,163	
1400-1406	14,204	12,392	11,243	13,511	11,754	12,175	15,569	15,914	11,695	5,324	6,817	11,617	13,267	
Fleet Avg.	138,804	43,338	62,900	40,634	25,383	44,299	29,028	23,901	53,731	46,182	26,374	26,797	21,717	35,275
Maintenance Pay Hours	3,091	3,132	4,269	4,375	4,789	4,108	4,315	4,067	4,255	4,320	4,224	4,542	4,268	50,664
No. Maint. Employees	24	26	26	26	26	26	25	25	26	26	26	26	26	26
<b>Maint. Emps/100K Miles</b>	<b>9</b>	<b>9</b>	<b>10</b>	<b>9</b>	<b>9</b>	<b>10</b>	<b>9</b>	<b>9</b>	<b>10</b>	<b>9</b>	<b>10</b>	<b>10</b>	<b>7</b>	<b>1</b>
Unscheduled Absences	4	7	1	3	0	4	3	3	2	2	4	0	2	3

Note: Some statistics may not be available (n/a) at this time. These will be brought current in future reports.

**MONTHLY BOARDINGS  
Operations Data Summary**

Fixed Route Boardings		Passengers by Revenue Hrs/Miles		Service Days		Fiscal YTD Comparison Passenger Boardings		
<b>September 2015 - Fixed Route Boardings</b>	333,938	Revenue Hours - September 2015	18,958	Weekdays - Sep 15	21	Fiscal 2016 YTD	915,921	
Special Event(s)		September 2014	18,290	Sep 14	21		Fiscal 2015YTD	890,053
		Revenue Miles - September 2015	206,748	Saturdays - Sep 15	4			
		September 2014	201,165	Sep 14	4			
				Sundays - Sep 15	4			
				Sep 14	4			
<b>September 2015 Total Boardings</b>	<b>333,938</b>	<b>Passengers per Mile</b>	<b>1.6</b>	<b>Total Days - 2015</b>	<b>29</b>	<b>YTD Trend</b>	<b>2.9%</b>	
<b>September 2014 Total Boardings</b>	<b>326,230</b>	<b>Passengers per Hour</b>	<b>17.6</b>	<b>2014</b>	<b>29</b>	<b>Monthly Trend</b>	<b>2.4%</b>	

September 2015 Fixed Route Passenger Total						September 2015	September 2015
Route	Destination Information	Weekday	Saturday	Sunday	Total	Weekday Average	Passengers per Revenue Hour
1 (1M)	Rossmoor / Shadelands	7,782			7,782	371	11.6
2	Rudgear / Walnut Creek	487			487	23	6.0
3	Martinez Community Shuttle	1,767			1,767	84	5.8
4	Walnut Creek Downtown Shuttle	17,947	2,118	1,563	21,628	855	24.1
5	Creekside / Walnut Creek	10,867			10,867	517	27.7
6	Lafayette / Moraga / Orinda	11,637	661	545	12,842	554	16.5
7	Shadelands / Pleasant Hill / Walnut Creek	7,644			7,644	364	17.1
9	DVC / Walnut Creek	13,875			13,875	661	15.7
10	Concord / Clayton Rd	27,311			27,311	1,301	27.1
11	Treat Blvd / Oak Grove	7,662			7,662	365	18.7
14	Monument Blvd	14,470			14,470	689	17.4
15	Treat Boulevard	12,495			12,495	595	19.2
16	Alhambra Ave / Monument Blvd	17,980			17,980	856	16.5
17	Olivera/Solano / Salvio / North Concord	6,639			6,639	316	17.1
18	Amtrak / Merello / Pleasant Hill	10,766			10,766	513	16.4
19	Amtrak / Pacheco Blvd / Concord	3,590			3,590	171	12.4
20	DVC / Concord	29,005			29,005	1,381	27.7
21	Walnut Creek / San Ramon Transit Center	13,502			13,502	643	12.7
25	Lafayette / Walnut Creek	1,630			1,630	78	7.9
28	North Concord / Martinez	7,680			7,680	366	11.8
35	Dougherty Valley	13,147			13,147	626	18.7
36	San Ramon / Dublin	6,296			6,296	300	10.7
91X	Concord Commuter Express	1,583			1,583	75	14.4
92X	Ace Shuttle Express	4,869			4,869	232	21.9
93X	Kirker Pass Express	4,183			4,183	199	14.0
95X	San Ramon / Danville Express	3,975			3,975	189	18.8
96X	Bishop Ranch Express	12,138			12,138	578	16.2
97X	Bishop Ranch Express	2,256			2,256	107	11.5
98X	Martinez Express	9,612			9,612	458	17.3
250 *	Gael Rail Service	28	143	55	226	14	2.6
260 *	Cal State East Bay / Concord Bart	99			99	6	0.7
301	Rossmoor / John Muir Medical Center		296	241	536		6.7
310	Concord Bart / Clayton Rd / Kirker Pass		2,249	1,926	4,175		30.6
311	Concord / Oak Grove / Treat Blvd / WC		1,130	756	1,885		15.2
314	Clayton Rd / Monument Blvd / PH		2,838	2,090	4,929		22.0
315	Concord / Willow Pass / Landana		258	172	429		8.2
316	Alhambra / Merello / Pleasant Hill		1,588	1,418	3,006		18.3
320	DVC / Concord		1,155	643	1,797		17.9
321	San Ramon / Walnut Creek		1,046	919	1,965		11.6
Alamo Creek *	Alamo Creek / BART Walnut Creek	445			445	21	2.6
600's	Select Service	26,764			26,764	1,274	53.6
<b>TOTALS</b>		<b>310,130</b>	<b>13,482</b>	<b>10,326</b>	<b>333,938</b>	<b>14,768</b>	<b>17.6</b>

\* Data from Link    \*\* Seasonal Route

## Operations Data Summary

### JULY 2015 PRODUCTIVITY

(sorted by Pass / Rev Hr - decending order)

Route	Destination Information	Total	Wkday Avg	Passenger / Rev Hr
600's	Select Service	26,764	1,274	53.6
310	Concord Bart / Clayton Rd / Kirker Pass	4,175	-	30.6
20	DVC / Concord	29,005	1,381	27.7
5	Creekside / Walnut Creek	10,867	517	27.7
10	Concord / Clayton Rd	27,311	1,301	27.1
4	Walnut Creek Downtown Shuttle	21,628	855	24.1
314	Clayton Rd / Monument Blvd / Pleasant Hill	4,929	-	22.0
92X	Ace Shuttle Express	4,869	232	21.9
15	Treat Boulevard	12,495	595	19.2
95X	San Ramon / Danville Express	3,975	189	18.8
35	Dougherty Valley	13,147	626	18.7
11	Treat Blvd / Oak Grove	7,662	365	18.7
316	Alhambra / Merello / Pleasant Hill	3,006	-	18.3
320	DVC / Concord	1,797	-	17.9
14	Monument Blvd	14,470	689	17.4
98X	Martinez Express	9,612	458	17.3
7	Shadelands / Pleasant Hill / Walnut Creek	7,644	364	17.1
17	Olivera/Solano / Salvio / North Concord	6,639	316	17.1
16	Alhambra Ave / Monument Blvd	17,980	856	16.5
6	Lafayette / Moraga / Orinda / Orinda Village	12,842	554	16.5
18	Amtrak / Merello / Pleasant Hill	10,766	513	16.4
96X	Bishop Ranch Express	12,138	578	16.2
9	DVC / Walnut Creek	13,875	661	15.7
311	Concord / Oak Grove / Treat Blvd / Walnut Creek	1,885	-	15.2
91X	Concord Commuter Express	1,583	75	14.4
93X	Kirker Pass Express	4,183	199	14.0
21	Walnut Creek / San Ramon Transit Center	13,502	643	12.7
19	Amtrak / Pacheco Blvd / Concord	3,590	171	12.4
28	North Concord / Martinez	7,680	366	11.8
321	San Ramon / Walnut Creek	1,965	-	11.6
1 (IM)	Rossmoor / Shadelands	7,782	371	11.6
97X	Bishop Ranch Express	2,256	107	11.5
36	San Ramon / Dublin	6,296	300	10.7
315	Concord / Willow Pass / Landana	429	-	8.2
25	Lafayette / Walnut Creek	1,630	78	7.9
301	Rossmoor / John Muir Medical Center	536	-	6.7
2	Rudgear / Walnut Creek	487	23	6.0
3	Martinez Community Shuttle	1,767	84	5.8
Alamo *	Alamo Creek / BART Walnut Creek	445	21	2.6
250 *	Gael Rail Service	226	14	2.6
260 *	Cal State East Bay / Concord Bart	99	6	0.7

**NOTE:** \* Data comes from Link Operators      \*\* These are seasonal routes

**Operations Data Summary**

**AVERAGE WEEKDAY BOARDINGS TREND**

Route	Destination Information	Sep-14	Oct-14	Nov-14	Dec-14	Jan-15	Feb-15	Mar-15	Apr-15	May-15	Jun-15	Jul-15	Aug-15	Sep-15
		21 Days	23 Days	19 Days	22 Days	21 Days	20 Days	22 Days	22 Days	20 Days	22 Days	22 Days	22 Days	21 Days
1 (1M)	Rossmoor / Shadelands	375	361	365	302	347	335	360	346	331	318	342	341	371
2	Rudgear / Walnut Creek	23	26	22	19	22	24	23	20	21	21	18	17	23
3	Martinez Community Shuttle	-	-	-	-	-	-	-	-	-	-	-	32	84
4	Walnut Creek Downtown Shuttle	831	863	858	834	795	806	825	861	869	887	917	895	855
4H **	Walnut Creek Extended Holiday Shuttle	-	-	20	22	-	-	-	-	-	-	-	-	-
5	Creekside / Walnut Creek	288	327	307	286	343	368	375	372	386	397	415	463	517
6	Lafayette / Moraga / Orinda	583	551	492	420	474	495	489	478	448	347	354	388	554
7	Shadelands / Pleasant Hill / Walnut Creek	146	165	160	152	161	178	232	280	298	306	320	341	364
9	DVC / Walnut Creek	644	627	601	509	522	552	556	532	540	509	576	599	661
10	Concord / Clayton Rd	1,278	1,237	1,165	1,024	1,120	1,171	1,238	1,181	1,220	1,128	1,113	1,159	1,301
11	Treat Blvd / Oak Grove	347	324	315	271	295	316	313	283	307	296	306	334	365
14	Monument Blvd	678	688	630	565	616	637	644	629	659	655	650	676	689
15	Treat Boulevard	619	613	551	472	541	571	581	567	610	509	479	522	595
16	Alhambra Ave / Monument Blvd	863	843	780	684	770	777	830	803	822	800	747	783	856
17	Olivera/Solano / Salvio / North Concord	300	291	268	249	266	276	290	295	293	287	289	300	316
18	Amtrak / Merello / Pleasant Hill	545	525	482	414	459	459	476	457	469	429	456	461	513
19	Amtrak / Pacheco Blvd / Concord	150	152	133	127	136	143	158	154	159	169	192	182	171
20	DVC / Concord	1,490	1,403	1,308	1,133	1,248	1,330	1,291	1,203	1,152	1,029	1,068	1,222	1,381
21	Walnut Creek / San Ramon Transit Center	668	645	618	570	609	601	642	643	626	598	589	596	643
25	Lafayette / Walnut Creek	88	76	78	65	63	69	78	70	68	69	71	62	78
28	North Concord / Martinez	349	333	308	294	323	336	342	314	329	298	318	334	366
35	Dougherty Valley	578	540	495	458	491	542	569	554	563	557	539	562	626
36	San Ramon / Dublin	268	258	238	226	255	269	265	271	274	246	265	278	300
91X	Concord Commuter Express	72	70	74	65	63	65	73	73	64	73	72	77	75
92X	Ace Shuttle Express	259	241	213	212	205	204	204	196	201	215	227	228	232
93X	Kirker Pass Express	269	247	220	200	216	229	227	223	222	221	215	185	199
95X	San Ramon / Danville Express	168	156	140	153	189	158	173	183	172	168	173	189	189
96X	Bishop Ranch Express	642	630	577	516	569	574	570	543	542	565	578	568	578
97X	Bishop Ranch Express	118	113	98	97	101	103	112	110	120	115	110	96	107
98X	Martinez Express	474	483	433	405	415	430	446	441	424	401	418	436	458
250 *	St Mary's College Gael Rail Shuttle	31	18	11	7	15	17	11	13	14	-	-	5	14
260 *	Cal State East Bay / Concord Bart	6	28	24	18	19	17	12	16	14	9	7	5	6
ALAMO *	Alamo Creek / BART Walnut Creek	16	17	17	15	13	13	16	16	16	18	17	20	21
600's	Select Service	1,272	1,288	906	873	1,108	1,134	1,191	1,162	1,171	613	60	408	1,274
<b>TOTALS</b>		<b>14,410</b>	<b>14,112</b>	<b>12,873</b>	<b>11,639</b>	<b>12,756</b>	<b>13,182</b>	<b>13,601</b>	<b>13,276</b>	<b>13,392</b>	<b>12,249</b>	<b>11,899</b>	<b>12,761</b>	<b>14,768</b>

NOTE: \* Data comes from Link Operators    \*\* These are seasonal routes

## Operations Data Summary

### AVERAGE WEEKEND BOARDINGS TREND

SATURDAY		Sep-14	Oct-14	Nov-14	Dec-14	Jan-15	Feb-15	Mar-15	Apr-15	May-15	Jun-15	Jul-15	Aug-15	Sep-15
Route	Destination Information	4 Days	4 Days	5 Days	4 Days	5 Days	4 Days	4 Days	4 Days	5 Days	4 Days	4 Days	5 Days	4 Days
4	Walnut Creek Downtown Shuttle	613	552	527	663	647	631	624	596	565	591	584	541	530
4H **	Walnut Creek Extended Holiday Shuttle	-	-	64	87	-	-	-	-	-	-	-	-	-
6	Lafayette / Moraga / Orinda	189	149	147	81	122	122	163	134	112	71	88	86	165
250 *	St Mary's College Gael Rail Shuttle	42	38	32	17	28	33	27	29	19	-	-	3	36
301	Rossmoor / John Muir Medical Center	83	55	56	70	82	87	99	85	84	78	80	81	74
310	Concord Bart / Clayton Rd / Kirker Pass	476	466	427	492	486	496	492	499	476	496	577	511	562
311	Concord / Oak Grove / Treat Blvd / WC	282	266	265	255	213	248	229	260	256	221	248	254	282
314	Clayton Rd / Monument Blvd / PH	730	735	695	686	699	667	670	658	677	681	770	766	710
315	Concord / Willow Pass / Landana	86	70	69	60	58	64	66	62	64	80	74	67	64
316	Alhambra / Merello / Pleasant Hill	384	390	354	334	336	371	373	394	363	394	349	402	397
320	DVC / Concord	259	238	225	242	239	261	249	233	232	218	280	262	289
321	San Ramon / Walnut Creek	294	289	287	265	274	280	275	282	286	298	271	260	262
<b>TOTALS</b>		<b>3,440</b>	<b>3,247</b>	<b>3,096</b>	<b>3,252</b>	<b>3,185</b>	<b>3,259</b>	<b>3,267</b>	<b>3,232</b>	<b>3,131</b>	<b>3,127</b>	<b>3,321</b>	<b>3,232</b>	<b>3,370</b>

SUNDAY		Sep-14	Oct-14	Nov-14	Dec-14	Jan-15	Feb-15	Mar-15	Apr-15	May-15	Jun-15	Jul-15	Aug-15	Sep-15
Route	Destination Information	4 Days	4 Days	5 Days	4 Days	4 Days	4 Days	5 Days	4 Days	5 Days	4 Days	4 Days	5 Days	4 Days
4	Walnut Creek Downtown Shuttle	385	468	387	468	458	550	454	389	402	410	421	432	391
6	Lafayette / Moraga / Orinda	124	120	108	65	110	95	94	93	80	56	85	81	136
250 *	St Mary's College Gael Rail Shuttle	24	22	22	10	28	23	17	20	14	-	-	1	14
301	Rossmoor / John Muir Medical Center	71	78	60	60	78	39	52	79	52	72	88	84	60
310	Concord Bart / Clayton Rd / Kirker Pass	374	384	343	376	352	350	414	346	429	437	382	472	482
311	Concord / Oak Grove / Treat Blvd / WC	249	240	221	210	169	179	190	180	177	194	206	212	189
314	Clayton Rd / Monument Blvd / PH	510	510	479	519	500	466	507	473	487	500	496	552	523
315	Concord / Willow Pass / Landana	56	49	48	46	38	23	40	39	46	50	50	61	43
316	Alhambra / Merello / Pleasant Hill	281	291	275	281	252	241	256	245	270	283	309	297	354
320	DVC / Concord	173	172	152	180	156	150	163	154	155	153	202	183	161
321	San Ramon / Walnut Creek	220	232	232	206	203	200	215	216	225	201	220	214	230
<b>TOTALS</b>		<b>2,465</b>	<b>2,565</b>	<b>2,326</b>	<b>2,419</b>	<b>2,344</b>	<b>2,317</b>	<b>2,401</b>	<b>2,233</b>	<b>2,333</b>	<b>2,356</b>	<b>2,458</b>	<b>2,590</b>	<b>2,581</b>

NOTE: \* Data comes from Link Operators      \*\* These are seasonal routes

**Route Description Summary**

Route #	Description
1 (1M)	Rossmoor Shopping Center, Tice Valley Blvd, Boulevard Wy, Oakland Blvd, Trinity Ave , BART Walnut Creek, Ygnacio Valley, Montego, John Muir Medical Center, N Wiget Ln, Shadelands Office Park (Added Svc: 1M = BART Walnut Creek, Ygnacio Valley, Montego, John Muir Medical Center, Marchbanks )
2	Rudgear Rd, Stewart Ave, Trotter Wy, Dapplegray Rd, Palmer Rd, Mountain View Blvd, San Miguel Dr, N & S California Blvd, BART Walnut Creek
3	Amtrak, Marina Vista Ave, Berrelessa St, Alhambra Ave, D St, Estudillo St, Vista Way, Pine St, Center Ave, Morello Ave, Arnold Dr, Howe Rd, Terrace Way, Shell Ave, Green St, Court St.
4	BART Walnut Creek, N California Blvd, Locust St, Mt Diablo Blvd, Broadway Plaza, S Main St, Pringle Ave
4H	Walnut Creek Extended Holiday Service (November 27 thru December 31)
5	BART Walnut Creek, Riviera Ave, Parkside Dr, N Civic Dr, N Broadway, Lincoln Ave, Mt Pisgah St, S Main St, Creekside Dr
6	BART Orinda, Orinda Village, Orinda Wy, Moraga Wy, Moraga Rd, St Marys Rd, St Mary's College, Mt Diablo Blvd, BART Lafayette
7	BART Pleasant Hill, Treat Blvd, Bancroft Rd, Ygnacio Valley Rd, Shadelands Office Park, Marchbanks, BART Walnut Creek, Riviera Ave, Buena Vista, Geary Rd
9	DVC, Contra Costa Blvd, Ellinwood Wy, JFK University, Gregory Ln, Cleaveland Rd, Boyd Rd, W Hookston Rd, Patterson Blvd, Oak Park Blvd, Coggins Dr, BART Pleasant Hill, N Main St, N California Blvd, BART Walnut Creek
10	BART Concord, Clayton Rd, Center St, Marsh Creek Rd
11	BART Concord, Port Chicago Highway, Salvio St, Mira Vista Terrace, Fry Wy, Clayton Rd, Market St, Meadow Ln, Oak Grove Rd, Treat Blvd, BART Pleasant Hill
14	BART Concord, Oak St, Laguna St, Detroit Ave, Monument Blvd, Mohr Ln, David Ave, Bancroft Rd, Treat Blvd, BART Pleasant Hill
15	BART Concord, Port Chicago Highway, Salvio St, Parkside Dr, Willow Pass Rd, Landana Dr, West St, Clayton Rd, Treat Blvd, BART Pleasant Hill, Oak Rd, N Civic Dr, Ygnacio Valley Rd, BART Walnut Creek
16	BART Concord, Oak St, Galindo St, Monument Blvd, Crescent Plaza, Cleaveland Rd, Gregory Ln, Pleasant Hill Rd, Alhambra Ave, Berrellesa St, Escobar St, Court St, Martinez Amtrak
17	BART Concord, Grant St, East St, Solano Wy, Olivera Rd, Port Chicago Highway, BART North Concord
18	BART Pleasant Hill, Oak Rd, Buskirk Ave, Crescent Plaza, Gregory Ln, Pleasant Hill Rd, Taylor Blvd, Morello Ave, Viking Dr, Contra Costa Blvd, DVC, Old Quarry Rd, Pacheco Blvd, Muir Rd, Arnold Dr, Morello, Pacheco Blvd, Martinez Amtrak
19	BART Concord, Galindo St, Concord Ave, Bisso Ln, Stanwell Dr, John Glenn Dr, Galaxy Wy, Diamond Blvd, Contra Costa Blvd, Pacheco Blvd, Martinez Amtrak
20	BART Concord, Grant St, Concord Blvd, Clayton Rd, Gateway Blvd, Willow Pass Rd, Sun Valley Blvd, Golf Club Rd, DVC
21	BART Walnut Creek, N & S California Blvd, Newell Ave, S Main St, Danville Blvd, Railroad Ave, San Ramon Valley Blvd, Danville Park & Ride, Camino Ramon, Fostoria Wy, San Ramon Transit Center
25	BART Lafayette, Mt Diablo Blvd, Highway 24, Highway 680, BART Walnut Creek
28	BART North Concord, Port Chicago Highway, Bates Ave, Commercial Cir, Pike Ln, Arnold Industrial Wy, Marsh Dr, Contra Costa Blvd, Chilpancinco Pkwy, Old Quarry Rd, DVC, Highway 680, Highway 4, Center Ave, VA Clinic, Howe Rd, Pacheco Blvd, Martinez Amtrak
35	BART Dublin, Dublin Blvd, Dougherty Rd, Bollinger Canyon Rd, E Branch Pkwy, Windemere Pkwy, Sunset Dr, Bishop Dr, Executive Pkwy, San Ramon Transit Center
36	BART Dublin, Dublin Blvd, Village Pkwy, Alcosta Blvd, Fircrest Ln, San Ramon Valley Blvd, Tareyton Ave, Bollinger Canyon Rd, Crow Canyon Rd, Executive Pkwy, San Ramon Transit Center
91X	BART Concord, Galindo St, Concord Ave, John Glenn Dr, Galaxy Wy, Chevron, Diamond Blvd, Willow Pass Rd, Gateway Blvd, Clayton Rd, Oak St
92X	Shadelands Office Park, Ygnacio Valley Rd, Highway 680, Danville Park & Ride, Crow Canyon Rd, Bishop Ranch 15, San Ramon Transit Center, Camino Ramon, ATT, Sunset Dr, Chevron, Ace Train Station Pleasanton
93X	BART Walnut Creek, Ygnacio Valley Rd, Shadelands Office Park, Oak Grove Rd, Kirker Pass Rode, Railroad Ave, Buchanan Rd, Somersville Rd, Fairview Dr, Delta Fair Blvd, Highway 4, Hillcrest Park & Ride
95X	BART Walnut Creek, Highway 680, Crow Canyon Pl, Fostoria Wy, Camino Ramon, San Ramon Transit Center
96X	BART Walnut Creek, Highway 680, Chevron, Bishop Ranch 1, Bishop Ranch 3, Bishop Ranch 6, San Ramon Transit Center, Bishop Ranch 15, Annabel Ln, Bishop Ranch 8, Bishop Dr, Sunset Dr
97X	BART Dublin, Highway 680, Highway 580, Chevron, Bishop Ranch 1, Bishop Ranch 3, Bishop Ranch 6, San Ramon Transit Center, Bishop Ranch 15, Annabel Ln, Bishop Ranch 8, Bishop Dr, Sunset Dr
98X	BART Walnut Creek, N Main St, Highway 680, Sun Valley Blvd, Contra Costa Blvd, Concord Ave, Diamond Blvd., Highway 680, Highway 4, Alhambra Ave, Berrellesa St, Escobar St, Court St, Martinez Amtrak
250	St Mary's College, St Marys Rd, Moraga Rd, Mt Diablo Blvd, BART Lafayette
260	Cal State, East Bay, Concord Bart



## Route Description Summary

Route #	Description
301	Rossmoor Shopping Center, Tice Valley Blvd, Boulevard Wy, Oakland Blvd, Trinity Ave , BART Walnut Creek, Ygnacio Valley, Montego, John Muir Medical Center
310	Concord Bart, Clayton Rd, Kirker Pass
311	BART Concord, Port Chicago Highway, Salvio St, Mira Vista Terrace, Fry Wy, Clayton Rd, Market St, Meadow Ln, Oak Grove Rd, Treat Blvd, BART Pleasant Hill
314	Ayers Rd, Concord Blvd, Kirker Pass Rd, Clayton Rd, BART Concord, Oak St, Laguna St, Detroit Ave, Monument Blvd, Mohr Ln, David Ave, Crescent Plaza, Cleaveland Rd, Gregory Ln, Contra Costa Blvd, DVC
315	BART Concord, Port Chicago Highway, Salvio St, Parkside Dr, Willow Pass Rd, Landana Dr, West St, Clayton Rd
316	BART Pleasant Hill, Oak Rd, Buskirk Ave, Crescent Plaza, Gregory Ln, Contra Costa Blvd, Golf Club Rd, DVC, Old Quarry Rd, Pacheco Blvd, Muir Rd, Arnold Dr, Pacheco Blvd, Morrelo Ave, Martinez Amtrak, Berrellesa St, Alhambra Ave
320	BART Concord, Grant St, Concord Blvd, Clayton Rd, Gateway Blvd, Willow Pass Rd, Diamond Blvd, Concord Ave, Chilpancinco Pkwy, Old Quarry Rd, DVC
321	BART Walnut Creek, N & S California Blvd, Newell Ave, S Main St, Danville Blvd, Railroad Ave, San Ramon Valley Blvd, Camino Ramon, Fostoria Wy, San Ramon Transit Center- Shops at BR.
601	N Civic Dr, Parkside Dr, Riveria Ave, BART Walnut Creek, Trinity Ave, Oakland Blvd, Boulevard Wy, Tice Valley Blvd, Meadow Rd, Castle Hill Rd, Danville Blvd, Hillgrade Ave., Crest Ave, Rossmoor Shopping Center
602	Walnut Blvd, Oro Valley Cir, Mountain View Blvd, Rudgear Rd, Stewart Ave, Trotter Wy, Dapplegray Rd, Palmer Rd, Mountain View Blvd, San Miguel Dr, N & S California Blvd, BART Walnut Creek
603	Camino Pablo, Moraga Rd, St Marys Rd, St Mary's College, Mt Diablo Blvd, BART Lafayette
605	N Civic Dr, N Broadway, Lincoln Ave, Mt Pisgah St, Newell Ave, Lilac Dr, S Main St, Creekside Dr
606	BART Orinda, Orinda Wy, Miner Rd, Honey Hill Rd, Via Las Cruces, Saint Stephens Dr, Orinda Woods Dr, Moraga Wy, Ivy Dr, Moraga Rd, St Marys Rd, St Mary's College, Mt Diablo Blvd, BART Lafayette
608	VA Clinic, Center Ave, Pacheco Blvd, Contra Costa Blvd, Chilpancinco Pkwy, Old Quarry Rd, DVC
609	BART Walnut Creek, Ygnacio Valley Rd, Marchbanks Dr, Walnut Ave
610	BART Concord, Clayton Rd, Ayers Rd, Concord Blvd, Kirkwood Dr, Oakhurst Dr, Center St, Marsh Creek Rd, Mountaire Pkwy, Mountaire Cir
611	BART Concord, Port Chicago Highway, Salvio St, Mira Vista Terrace, Fry Wy, Clayton Rd, Market St, Meadow Ln, Oak Grove Rd, Treat Blvd, Bancroft Rd, Minert Rd
612	BART Concord, Clayton Rd, Ayers Rd, Concord Blvd, Kirker Pass Rd, Washington Blvd, Pennsylvania Blvd, Pine Hollow Rd, El Camino Dr, Michigan Blvd
613	Minert Rd, Oak Grove Rd, Monument Blvd, Detroit Ave, Laguna St, Oak St, BART Concord
614	BART Concord, Clayton Rd, Michigan Blvd, Pennsylvania Blvd, Pine Hollow Rd, El Camino Dr
615	Concord Blvd, Landana Dr., Willow Pass Rd., Parkside Dr., Salvio St., East St., clayton Rd., Oakland Ave., Mount Diablo St., BART Concord
616	Treat Blvd, Bancroft Rd, Minert Rd, Oak Grove Rd, Monument Blvd, San Miguel Rd, Galindo St, Oak St, BART Concord
619	Minert Rd, Oak Grove Rd, Monument Blvd, Mohr Ln, David Ave, Bancroft Rd, Treat Blvd, BART Pleasant Hill
622	Pine Valley Rd, Broadmoor Dr, Montevideo Dr, Alcosta Blvd, Crow Canyon Rd, Tassajara Ranch Rd, Camino Tassajara
623	Danville Blvd, Stone Valley Rd, Green Valley Rd, Diablo Rd, Hartz Ave, San Ramon Valley Blvd, Sycamore Valley Rd, Camino Tassajara, Tassajara Ranch Rd, Crow Canyon Rd, Anabel Ln
625	Rossmoor Shopping Center, Tice Valley Blvd, Olympic Blvd, Pleasant Hill Rd, Acalanes Ave, Stanley Blvd, Mt Diablo Blvd, BART Lafayette, Happy Valley Rd, Upper Happy Valley Rd, El Nido Ranch Rd, Hidden Valley Rd, Acalanes Rd
626	St Mary's College, St Marys Rd, Rohrer Dr, Moraga Rd, Mt Diablo Blvd, BART Lafayette, Happy Valley Rd, Upper Happy Valley Rd, El Nido Ranch Rd, Hidden Valley Rd, Acalanes Rd
627	BART North Concord, Port Chicago Highway, Bates Ave, Mason Cir
635	Bollinger Canyon Rd, Dougherty Rd, Crow Canyon Rd, Tassajara Ranch Rd, Camino Tassajara, Lusitano St, Charbray St
636	San Ramon Transit Center, Executive Pkwy, Crow Canyon Rd, Bollinger Canyon Rd, San Ramon Valley Blvd, Broadmoor Dr, Alcosta Blvd, Fircrest Ln, Village Pkwy, Dublin Blvd, BART Dublin
649	DVC, Galaxy Way / Meridian Park Blvd , BART Concord
<b>Alamo Creek Shuttle</b>	Alamo Creek, Monterosso, Ponderosa Colony, BART Walnut Creek