

## Agenda Item 7.a

**TO:** O&S Committee

**DATE:** January 18, 2016

**FROM:** Anne Muzzini  
Director of Planning & Marketing

**SUBJ:** Fixed Route Reports

### Fixed Route Operating Reports for December 2015

#### 1. Monthly Boarding's Data

The following represent the numbers that are most important to staff in evaluating the performance of the fixed route system.

<u>Title</u>	<b>FY15-16</b>		<u>Annual Goal</u>
	<u>Current Month</u>	<u>YTD Avg</u>	
Total Passengers	287,245		
Average Weekday	12,099	13,188	
Pass/Rev Hour	14.8	16.3	Standard Goal > 17.0
Missed Trips	0.09%	0.13%	Standard Goal < 0.25%
Miles between Road Calls	26,316	32,766	Standard Goal > 18,000

\* Based on current standards from updated S RTP

#### Analysis

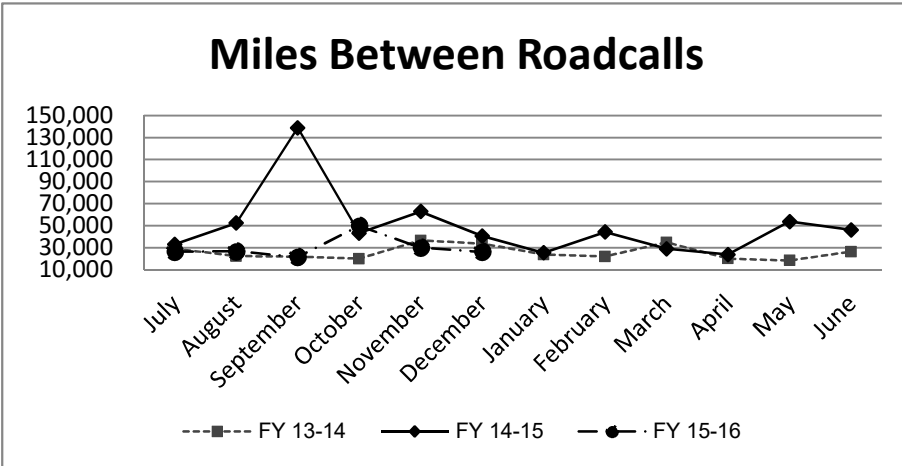
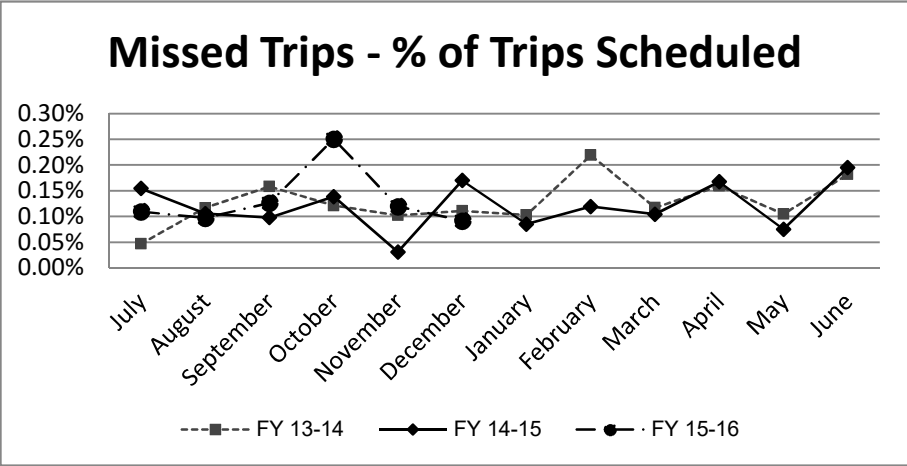
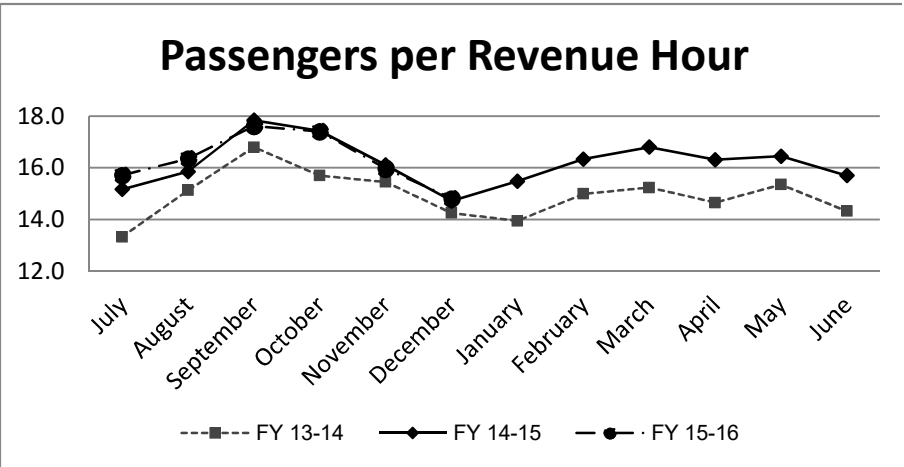
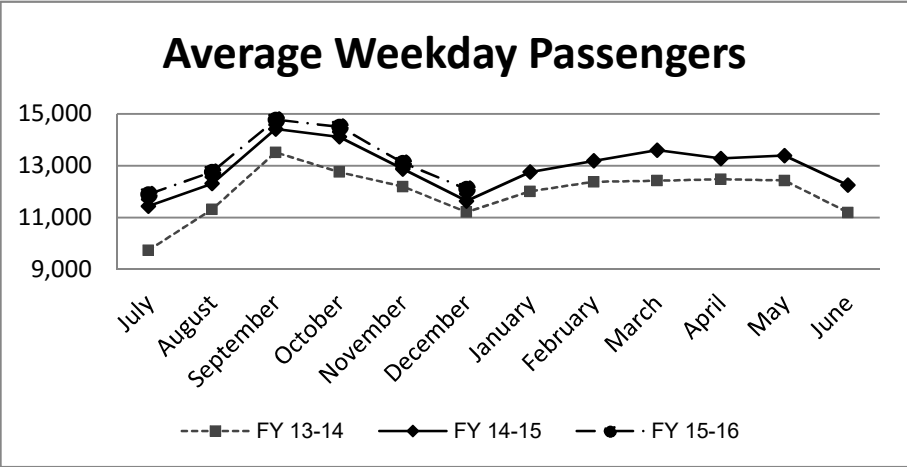
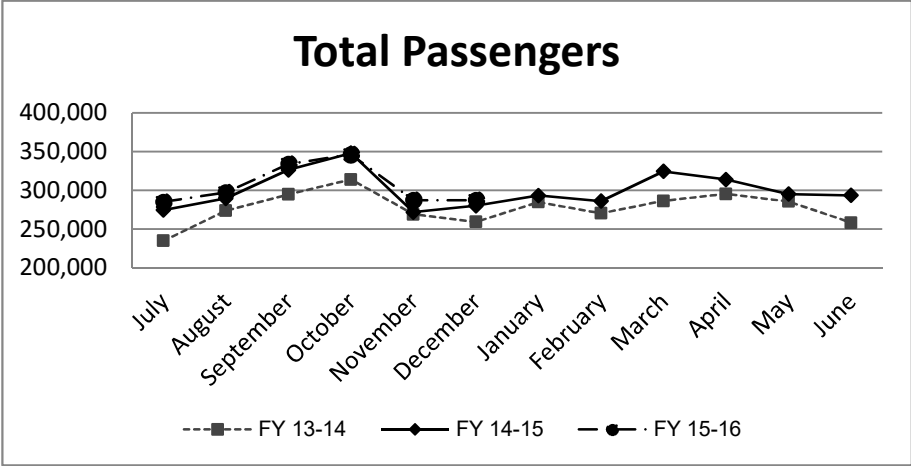
Average weekday ridership was lower in December (12,099 passengers) than November (13,105 passengers) and higher than December 2014 (11,639 passengers).

Passengers per hour in December was 14.8, a decrease from 16.0 in November and slightly higher than December 2014 when passengers per hour was 14.7.

The percentage of missed trips in December was 0.09%. A decrease from the prior month (0.12%). The YTD average is 0.13% missed trips.

The number of miles between roadcalls was 26,316 miles in December, lower than the prior month in which there were 30,051 miles between roadcalls. The 12 month average is 33,766 miles between roadcalls.

Clipper became available to the public on November 1, 2015. Of a total 287,245 passengers in December, 198,165 passengers had the potential to use Clipper card aboard County Connection since 89,080 either used an employee sponsored program or the midday free program. About 9.7% of the 198,165 potential Clipper card users paid using Clipper during this month



**TRANSPORTATION and MAINTANCE  
Operation Data Summary**

<b>TRANSPORTATION</b>	<b>2014 December</b>	<b>2015 January</b>	<b>2015 February</b>	<b>2015 March</b>	<b>2015 April</b>	<b>2015 May</b>	<b>2015 June</b>	<b>2015 July</b>	<b>2015 August</b>	<b>2015 September</b>	<b>2015 October</b>	<b>2015 November</b>	<b>2015 December</b>
Number of Buses	121	121	121	121	121	121	121	121	121	121	121	121	121
Totals Hub Miles	284,440	279,218	265,796	290,280	286,806	268,656	277,094	263,736	267,969	382,316	298,627	270,457	289,472
<b>Work Days</b>	30	30	28	31	30	30	30	30	31	29	31	29	30
Revenue Hours	18,937	18,428	17,506	19,308	19,244	17,947	18,564	18,130	18,167	18,958	19,892	17,989	19,382
Operator Pay Hours	32,751	37,114	30,051	28,673	30,028	31,669	29,628	46,304	32,140	31,527	33,769	32,289	36,049
Number of Operators	164	162	175	168	167	165	165	162	172	169	168	174	173
<b>Unscheduled Absences</b>	<b>365</b>	<b>280</b>	<b>307</b>	<b>342</b>	<b>306</b>	<b>313</b>	<b>280</b>	<b>335</b>	<b>361</b>	<b>394</b>	<b>360</b>	<b>349</b>	<b>328</b>
FT Protection	41	30	31	32	54	47	30	88	84	90	79	93	34
Worker Comp.	96	57	69	86	33	49	57	41	63	115	106	96	115
Sick leave	228	193	207	224	219	217	193	206	214	189	175	160	179
<b>Collision Accidents</b>	9	11	5	0	7	6	6	4	6	8	6	6	7
Passenger Accidents	28	10	13	23	20	9	27	9	22	13	23	22	18
Total Chargeable Collisions	1	2	2	0	4	5	3	1	4	6	3	4	2
<b>Chargeable/100K Miles</b>	<b>0.35</b>	<b>0.71</b>	<b>0.75</b>	<b>0.00</b>	<b>1.39</b>	<b>1.86</b>	<b>1.08</b>	<b>0.37</b>	<b>1.49</b>	<b>1.56</b>	<b>1.00</b>	<b>1.47</b>	<b>0.69</b>
Number of Trips Scheduled	25,307	24,749	23,473	25,921	25,676	24,010	25,112	24,642	24,746	25,363	26,728	24,271	26,098
Number of Trips Missed	43	21	28	27	43	18	49	27	24	31	67	29	24
<b>Of Trips Scheduled - % Missed</b>	<b>0.17%</b>	<b>0.08%</b>	<b>0.12%</b>	<b>0.10%</b>	<b>0.17%</b>	<b>0.07%</b>	<b>0.20%</b>	<b>0.11%</b>	<b>0.10%</b>	<b>0.12%</b>	<b>0.25%</b>	<b>0.12%</b>	<b>0.09%</b>
Of Trips Missed - Mechanical	11	10	18	21	29	6	17	17	10	15	22	13	13
On Time Performance %	84%	86%	86%	85%	88%	87%	88%	89%	86%	83%	83%	84%	85%
<b>MAINTENANCE</b>													
A/C Operative - Avg. %	100%	100%	100%	100%	100%	100%	100%	100%	100%	100%	100%	100%	100%
Lifts Operative - Ave %	100%	100%	100%	100%	100%	100%	100%	100%	100%	100%	100%	100%	100%
PM Complete on Schedule	100%	100%	100%	100%	100%	100%	100%	100%	100%	100%	100%	100%	100%
Total Road Calls	18	17	8	16	24	7	16	16	14	18	15	13	13
Road Calls for Mechanical	7	11	6	10	12	5	6	6	10	13	6	9	11
<b>Road Calls for Other</b>	<b>11</b>	<b>6</b>	<b>2</b>	<b>6</b>	<b>12</b>	<b>2</b>	<b>10</b>	<b>10</b>	<b>4</b>	<b>5</b>	<b>9</b>	<b>4</b>	<b>2</b>
<b>Miles Between Mechanical Road Calls</b>													
<b>Bus Numbers</b>													
200 - 299	27,994	28,840	20,706	24,425	25,730	25,151	11,814	25,371	24,338	27,208	27,799	22,363	20,728
300 - 399	38,565	39,237	17,437	36,040	12,262	35,527	40,247	19,408	18,123	18,780	40,921	16,975	18,207
400 - 499	30,400	33,528	28,435	32,620	31,988	30,852	29,310	30,970	10,104	33,573	16,703	27,877	32,089
500 - 518	51,243	13,400	49,446	27,131	55,268	17,524	26,234	47,581	52,811	25,768	52,971	52,336	17,593
900 - 939	32,947	23,195	97,728	21,026	24,711	44,505	51,160	29,504	21,666	13,858	34,645	24,579	27,556
1300-1309	7,962	19,482	22,432	22,234	22,276	23,841	23,799	25,670	25,981	22,163	27,502	24,339	24,796
1400-1406	13,511	11,754	12,175	15,569	15,914	11,695	5,324	6,817	11,617	13,267	12,092	11,278	12,446
Fleet Avg.	40,634	25,383	44,299	29,028	23,901	53,731	46,182	26,374	26,797	21,717	49,771	30,051	26,316
Maintenance Pay Hours	4,375	4,789	4,108	4,315	4,067	4,255	4,320	4,224	4,542	4,268	3,223	3,831	4,210
No. Maint. Employees	26	26	26	25	25	26	26	26	26	26	25	26	27
<b>Maint. Emps/100K Miles</b>	<b>9</b>	<b>9</b>	<b>10</b>	<b>9</b>	<b>9</b>	<b>10</b>	<b>9</b>	<b>10</b>	<b>10</b>	<b>7</b>	<b>8</b>	<b>10</b>	<b>9</b>
Unscheduled Absences	3	0	4	3	3	2	2	4	0	2	7	2	3

Note: Some statistics may not be available (n/a) at this time. These will be brought current in future reports.

**MONTHLY BOARDINGS  
Operations Data Summary**

Fixed Route Boardings		Passengers by Revenue Hrs/Miles		Service Days		Fiscal YTD Comparison Passenger Boardings	
<b>December 2015 - Fixed Route Boardings</b>	287,173	Revenue Hours - December 2015	19,382	Weekdays - Dec 15	22	Fiscal 2016 YTD	1,836,578
		December 2014	18,937	Dec 14	22		
Special Event(s) - Walnut Creek Marathon	72	Revenue Miles - December 2015	211,338	Saturdays - Dec 15	4	Fiscal 2015YTD	1,791,157
		December 2014	208,246	Dec 14	4		
				Sundays - Dec 15	4		
				Dec 14	4		
<b>December 2015 Total Boardings</b>	<b>287,245</b>	<b>Passengers per Mile</b>	<b>1.4</b>	<b>Total Days - 2015</b>	<b>30</b>	<b>YTD Trend</b>	<b>2.5%</b>
<b>December 2014 Total Boardings</b>	<b>280,089</b>	<b>Passengers per Hour</b>	<b>14.8</b>	<b>2014</b>	<b>30</b>	<b>Monthly Trend</b>	<b>2.6%</b>

December 2015 Fixed Route Passenger Total						December 2015	December 2015
Route	Destination Information	Weekday	Saturday	Sunday	Total	Weekday Average	Passengers per Revenue Hour
1 (1M)	Rossmoor / Shadelands	7,314	-	-	7,314	332	10.4
2	Rudgear / Walnut Creek	406	-	-	406	18	4.8
3	Martinez Community Shuttle	1,876	-	-	1,876	85	5.9
4	Walnut Creek Downtown Shuttle	18,165	2,365	1,518	22,048	826	23.5
4H **	Walnut Creek Extended Holiday Service	466	292		758	21	6.5
5	Creekside / Walnut Creek	9,812	-	-	9,812	446	23.9
6	Lafayette / Moraga / Orinda	8,640	361	237	9,238	393	11.4
7	Shadelands / Pleasant Hill / Walnut Creek	6,204	-	-	6,204	282	13.1
9	DVC / Walnut Creek	11,584	-	-	11,584	527	12.5
10	Concord / Clayton Rd	24,395	-	-	24,395	1,109	23.1
11	Treat Blvd / Oak Grove	6,204	-	-	6,204	282	14.5
14	Monument Blvd	13,048	-	-	13,048	593	15.0
15	Treat Boulevard	10,828	-	-	10,828	492	15.9
16	Alhambra Ave / Monument Blvd	16,582	-	-	16,582	754	14.5
17	Olivera/Solano / Salvio / North Concord	5,710	-	-	5,710	260	14.0
18	Amtrak / Merello / Pleasant Hill	8,973	-	-	8,973	408	13.1
19	Amtrak / Pacheco Blvd / Concord	3,332	-	-	3,332	151	11.0
20	DVC / Concord	21,879	-	-	21,879	995	20.1
21	Walnut Creek / San Ramon Transit Center	12,579	-	-	12,579	572	11.3
25	Lafayette / Walnut Creek	1,454	-	-	1,454	66	6.8
28	North Concord / Martinez	6,359	-	-	6,359	289	9.4
35	Dougherty Valley	11,170	-	-	11,170	508	15.2
36	San Ramon / Dublin	5,594	-	-	5,594	254	9.1
91X	Concord Commuter Express	1,212	-	-	1,212	55	10.5
92X	Ace Shuttle Express	3,855	-	-	3,855	175	16.6
93X	Kirker Pass Express	3,845	-	-	3,845	175	12.3
95X	San Ramon / Danville Express	3,746	-	-	3,746	170	16.9
96X	Bishop Ranch Express	11,049	-	-	11,049	502	14.1
97X	Bishop Ranch Express	1,973	-	-	1,973	90	9.0
98X	Martinez Express	8,776	-	-	8,776	399	15.0
250 *	Gael Rail Service	19	17	14	50	3	0.8
260 *	Cal State East Bay / Concord Bart	103	-	-	103	15	1.7
301	Rossmoor / John Muir Medical Center	-	232	160	392	-	5.4
310	Concord Bart / Clayton Rd / Kirker Pass	-	2,116	1,593	3,709	-	27.0
311	Concord / Oak Grove / Treat Blvd / WC	-	1,061	617	1,678	-	13.5
314	Clayton Rd / Monument Blvd / PH	-	2,829	1,864	4,693	-	20.9
315	Concord / Willow Pass / Landana	-	239	167	406	-	7.9
316	Alhambra / Merello / Pleasant Hill	-	1,322	957	2,279	-	13.8
320	DVC / Concord	-	808	522	1,330	-	12.9
321	San Ramon / Walnut Creek	-	1,006	690	1,696	-	10.0
Alamo Creek *	Alamo Creek / BART Walnut Creek	438	-	-	438	20	2.5
600's	Select Service	18,593	-	-	18,593	845	24.7
<b>TOTALS</b>		<b>266,186</b>	<b>12,648</b>	<b>8,339</b>	<b>287,173</b>	<b>12,099</b>	<b>14.8</b>

\* Data from Link      \*\* Seasonal Route

## Operations Data Summary

### DECEMBER 2015 PRODUCTIVITY

*(sorted by Pass / Rev Hr - decending order)*

Route	Destination Information	Total	Wkday Avg	Passenger / Rev Hr
310	Concord Bart / Clayton Rd / Kirker Pass	3,709	-	27.0
600's	Select Service	18,593	845	24.7
5	Creekside / Walnut Creek	9,812	446	23.9
4	Walnut Creek Downtown Shuttle	22,048	826	23.5
10	Concord / Clayton Rd	24,395	1,109	23.1
314	Clayton Rd / Monument Blvd / Pleasant Hill	4,693	-	20.9
20	DVC / Concord	21,879	995	20.1
95X	San Ramon / Danville Express	3,746	170	16.9
92X	Ace Shuttle Express	3,855	175	16.6
15	Treat Boulevard	10,828	492	15.9
35	Dougherty Valley	11,170	508	15.2
98X	Martinez Express	8,776	399	15.0
14	Monument Blvd	13,048	593	15.0
16	Alhambra Ave / Monument Blvd	16,582	754	14.5
11	Treat Blvd / Oak Grove	6,204	282	14.5
96X	Bishop Ranch Express	11,049	502	14.1
17	Olivera/Solano / Salvio / North Concord	5,710	260	14.0
316	Alhambra / Merello / Pleasant Hill	2,279	-	13.8
311	Concord / Oak Grove / Treat Blvd / Walnut Creek	1,678	-	13.5
7	Shadelands / Pleasant Hill / Walnut Creek	6,204	282	13.1
18	Amtrak / Merello / Pleasant Hill	8,973	408	13.1
320	DVC / Concord	1,330	-	12.9
9	DVC / Walnut Creek	11,584	527	12.5
93X	Kirker Pass Express	3,845	175	12.3
6	Lafayette / Moraga / Orinda / Orinda Village	9,238	393	11.4
21	Walnut Creek / San Ramon Transit Center	12,579	572	11.3
19	Amtrak / Pacheco Blvd / Concord	3,332	151	11.0
91X	Concord Commuter Express	1,212	55	10.5
1 (IM)	Rossmoor / Shadelands	7,314	332	10.4
321	San Ramon / Walnut Creek	1,696	-	10.0
28	North Concord / Martinez	6,359	289	9.4
36	San Ramon / Dublin	5,594	254	9.1
97X	Bishop Ranch Express	1,973	90	9.0
315	Concord / Willow Pass / Landana	406	-	7.9
25	Lafayette / Walnut Creek	1,454	66	6.8
4H **	Walnut Creek Extended Holiday Service	758	21	6.5
3	Martinez Community Shuttle	1,876	85	5.9
301	Rossmoor / John Muir Medical Center	392	-	5.4
2	Rudgear / Walnut Creek	406	18	4.8
Alamo *	Alamo Creek / BART Walnut Creek	438	20	2.5
260 *	Cal State East Bay / Concord Bart	103	15	1.7
250 *	Gael Rail Service	50	3	0.8

NOTE: \* Data comes from Link Operators      \*\* These are seasonal routes

**Operations Data Summary**

**AVERAGE WEEKDAY BOARDINGS TREND**

Route	Destination Information	Dec-14	Jan-15	Feb-15	Mar-15	Apr-15	May-15	Jun-15	Jul-15	Aug-15	Sep-15	Oct-15	Nov-15	Dec-15
		22 Days	21 Days	20 Days	22 Days	22 Days	20 Days	22 Days	22 Days	22 Days	21 Days	21 Days	22 Days	20 Days
1 (1M)	Rossmoor / Shadelands	302	347	335	360	346	331	318	342	341	371	380	331	332
2	Rudgear / Walnut Creek	19	22	24	23	20	21	21	18	17	23	17	23	18
3	Martinez Community Shuttle	-	-	-	-	-	-	-	-	32	84	90	84	85
4	Walnut Creek Downtown Shuttle	834	795	806	825	861	869	887	917	895	855	814	795	826
4H **	Walnut Creek Extended Holiday Shuttle	22	-	-	-	-	-	-	-	-	-	-	2	21
5	Creekside / Walnut Creek	286	343	368	375	372	386	397	415	463	517	525	512	446
6	Lafayette / Moraga / Orinda	420	474	495	489	478	448	347	354	388	554	541	482	393
7	Shadelands / Pleasant Hill / Walnut Creek	152	161	178	232	280	298	306	320	341	364	363	330	282
9	DVC / Walnut Creek	509	522	552	556	532	540	509	576	599	661	635	582	527
10	Concord / Clayton Rd	1,024	1,120	1,171	1,238	1,181	1,220	1,128	1,113	1,159	1,301	1,265	1,159	1,109
11	Treat Blvd / Oak Grove	271	295	316	313	283	307	296	306	334	365	351	306	282
14	Monument Blvd	565	616	637	644	629	659	655	650	676	689	713	639	593
15	Treat Boulevard	472	541	571	581	567	610	509	479	522	595	614	526	492
16	Alhambra Ave / Monument Blvd	684	770	777	830	803	822	800	747	783	856	853	776	754
17	Olivera/Solano / Salvio / North Concord	249	266	276	290	295	293	287	289	300	316	309	279	260
18	Amtrak / Merello / Pleasant Hill	414	459	459	476	457	469	429	456	461	513	522	455	408
19	Amtrak / Pacheco Blvd / Concord	127	136	143	158	154	159	169	192	182	171	170	153	151
20	DVC / Concord	1,133	1,248	1,330	1,291	1,203	1,152	1,029	1,068	1,222	1,381	1,305	1,187	995
21	Walnut Creek / San Ramon Transit Center	570	609	601	642	643	626	598	589	596	643	643	618	572
25	Lafayette / Walnut Creek	65	63	69	78	70	68	69	71	62	78	63	62	66
28	North Concord / Martinez	294	323	336	342	314	329	298	318	334	366	344	317	289
35	Dougherty Valley	458	491	542	569	554	563	557	539	562	626	623	564	508
36	San Ramon / Dublin	226	255	269	265	271	274	246	265	278	300	295	251	254
91X	Concord Commuter Express	65	63	65	73	73	64	73	72	77	75	73	64	55
92X	Ace Shuttle Express	212	205	204	204	196	201	215	227	228	232	215	206	175
93X	Kirker Pass Express	200	216	229	227	223	222	221	215	185	199	190	176	175
95X	San Ramon / Danville Express	153	189	158	173	183	172	168	173	189	189	197	180	170
96X	Bishop Ranch Express	516	569	574	570	543	542	565	578	568	578	560	509	502
97X	Bishop Ranch Express	97	101	103	112	110	120	115	110	96	107	105	103	90
98X	Martinez Express	405	415	430	446	441	424	401	418	436	458	456	413	399
250 *	St Mary's College Gael Rail Shuttle	7	15	17	11	13	14	-	-	5	14	7	5	3
260 *	Cal State East Bay / Concord Bart	18	19	17	12	16	14	9	7	5	6	27	25	15
ALAMO *	Alamo Creek / BART Walnut Creek	15	13	13	16	16	16	18	17	20	21	20	21	20
600's	Select Service	873	1,108	1,134	1,191	1,162	1,171	613	60	408	1,274	1,222	976	845
<b>TOTALS</b>		<b>11,639</b>	<b>12,756</b>	<b>13,182</b>	<b>13,601</b>	<b>13,276</b>	<b>13,392</b>	<b>12,249</b>	<b>11,899</b>	<b>12,761</b>	<b>14,768</b>	<b>14,496</b>	<b>13,105</b>	<b>12,099</b>

NOTE: \* Data comes from Link Operators      \*\* These are seasonal routes

## Operations Data Summary

### AVERAGE WEEKEND BOARDINGS TREND

SATURDAY		Dec-14	Jan-15	Feb-15	Mar-15	Apr-15	May-15	Jun-15	Jul-15	Aug-15	Sep-15	Oct-15	Nov-15	Dec-15
Route	Destination Information	<i>4 Days</i>	<i>5 Days</i>	<i>4 Days</i>	<i>4 Days</i>	<i>4 Days</i>	<i>5 Days</i>	<i>4 Days</i>	<i>4 Days</i>	<i>5 Days</i>	<i>4 Days</i>	<i>5 Days</i>	<i>4 Days</i>	<i>4 Days</i>
4	Walnut Creek Downtown Shuttle	663	647	631	624	596	565	591	584	541	530	559	566	591
4H **	Walnut Creek Extended Holiday Shuttle	87	-	-	-	-	-	-	-	-	-	-	9	73
6	Lafayette / Moraga / Orinda	81	122	122	163	134	112	71	88	86	165	171	149	90
250 *	St Mary's College Gael Rail Shuttle	17	28	33	27	29	19	-	-	3	36	25	20	4
301	Rossmoor / John Muir Medical Center	70	82	87	99	85	84	78	80	81	74	75	60	58
310	Concord Bart / Clayton Rd / Kirker Pass	492	486	496	492	499	476	496	577	511	562	605	558	529
311	Concord / Oak Grove / Treat Blvd / WC	255	213	248	229	260	256	221	248	254	282	268	246	265
314	Clayton Rd / Monument Blvd / PH	686	699	667	670	658	677	681	770	766	710	708	725	707
315	Concord / Willow Pass / Landana	60	58	64	66	62	64	80	74	67	64	77	71	60
316	Alhambra / Merello / Pleasant Hill	334	336	371	373	394	363	394	349	402	397	406	369	330
320	DVC / Concord	242	239	261	249	233	232	218	280	262	289	237	232	202
321	San Ramon / Walnut Creek	265	274	280	275	282	286	298	271	260	262	286	286	252
<b>TOTALS</b>		<b>3,252</b>	<b>3,185</b>	<b>3,259</b>	<b>3,267</b>	<b>3,232</b>	<b>3,131</b>	<b>3,127</b>	<b>3,321</b>	<b>3,232</b>	<b>3,370</b>	<b>3,418</b>	<b>3,291</b>	<b>3,162</b>

SUNDAY		Dec-14	Jan-15	Feb-15	Mar-15	Apr-15	May-15	Jun-15	Jul-15	Aug-15	Sep-15	Oct-15	Nov-15	Dec-15
Route	Destination Information	<i>4 Days</i>	<i>4 Days</i>	<i>4 Days</i>	<i>5 Days</i>	<i>4 Days</i>	<i>5 Days</i>	<i>4 Days</i>	<i>4 Days</i>	<i>5 Days</i>	<i>4 Days</i>	<i>4 Days</i>	<i>5 Days</i>	<i>4 Days</i>
4	Walnut Creek Downtown Shuttle	468	458	550	454	389	402	410	421	432	391	433	384	379
6	Lafayette / Moraga / Orinda	65	110	95	94	93	80	56	85	81	136	111	118	59
250 *	St Mary's College Gael Rail Shuttle	10	28	23	17	20	14	-	-	1	14	12	15	4
301	Rossmoor / John Muir Medical Center	60	78	39	52	79	52	72	88	84	60	56	45	40
310	Concord Bart / Clayton Rd / Kirker Pass	376	352	350	414	346	429	437	382	472	482	432	445	398
311	Concord / Oak Grove / Treat Blvd / WC	210	169	179	190	180	177	194	206	212	189	206	184	154
314	Clayton Rd / Monument Blvd / PH	519	500	466	507	473	487	500	496	552	523	501	495	466
315	Concord / Willow Pass / Landana	46	38	23	40	39	46	50	50	61	43	59	52	42
316	Alhambra / Merello / Pleasant Hill	281	252	241	256	245	270	283	309	297	354	317	237	239
320	DVC / Concord	180	156	150	163	154	155	153	202	183	161	186	187	131
321	San Ramon / Walnut Creek	206	203	200	215	216	225	201	220	214	230	242	226	172
<b>TOTALS</b>		<b>2,419</b>	<b>2,344</b>	<b>2,317</b>	<b>2,401</b>	<b>2,233</b>	<b>2,333</b>	<b>2,356</b>	<b>2,458</b>	<b>2,590</b>	<b>2,581</b>	<b>2,554</b>	<b>2,387</b>	<b>2,085</b>

NOTE: \* Data comes from Link Operators      \*\* These are seasonal routes

*Routes 4H - 250 -260 (line #17 - 43 - #44) are hidden when not in service (UNHIDE lines when in service)*

### Route Description Summary

Route #	Description
1 (1M)	Rossmoor Shopping Center, Tice Valley Blvd, Boulevard Wy, Oakland Blvd, Trinity Ave , BART Walnut Creek, Ygnacio Valley, Montego, John Muir Medical Center, N Wiget Ln, Shadelands Office Park (Added Svc: 1M = BART Walnut Creek, Ygnacio Valley, Montego, John Muir Medical Center, Marchbanks )
2	Rudgear Rd, Stewart Ave, Trotter Wy, Dapplegray Rd, Palmer Rd, Mountain View Blvd, San Miguel Dr, N & S California Blvd, BART Walnut Creek
3	Amtrak, Marina Vista Ave, Berrelessa St, Alhambra Ave, D St, Estudillo St, Vista Way, Pine St, Center Ave, Morello Ave, Arnold Dr, Howe Rd, Terrace Way, Shell Ave, Green St, Court St.
4	BART Walnut Creek, N California Blvd, Locust St, Mt Diablo Blvd, Broadway Plaza, S Main St, Pringle Ave
4H	Walnut Creek Extended Holiday Service (November 27 thru December 31)
5	BART Walnut Creek, Riviera Ave, Parkside Dr, N Civic Dr, N Broadway, Lincoln Ave, Mt Pisgah St, S Main St, Creekside Dr
6	BART Orinda, Orinda Village, Orinda Wy, Moraga Wy, Moraga Rd, St Marys Rd, St Mary's College, Mt Diablo Blvd, BART Lafayette
7	BART Pleasant Hill, Treat Blvd, Bancroft Rd, Ygnacio Valley Rd, Shadelands Office Park, Marchbanks, BART Walnut Creek, Riviera Ave, Buena Vista, Geary Rd
9	DVC, Contra Costa Blvd, Ellinwood Wy, JFK University, Gregory Ln, Cleaveland Rd, Boyd Rd, W Hookston Rd, Patterson Blvd, Oak Park Blvd, Coggins Dr, BART Pleasant Hill, N Main St, N California Blvd, BART Walnut Creek
10	BART Concord, Clayton Rd, Center St, Marsh Creek Rd
11	BART Concord, Port Chicago Highway, Salvio St, Mira Vista Terrace, Fry Wy, Clayton Rd, Market St, Meadow Ln, Oak Grove Rd, Treat Blvd, BART Pleasant Hill
14	BART Concord, Oak St, Laguna St, Detroit Ave, Monument Blvd, Mohr Ln, David Ave, Bancroft Rd, Treat Blvd, BART Pleasant Hill
15	BART Concord, Port Chicago Highway, Salvio St, Parkside Dr, Willow Pass Rd, Landana Dr, West St, Clayton Rd, Treat Blvd, BART Pleasant Hill, Oak Rd, N Civic Dr, Ygnacio Valley Rd, BART Walnut Creek
16	BART Concord, Oak St, Galindo St, Monument Blvd, Crescent Plaza, Cleaveland Rd, Gregory Ln, Pleasant Hill Rd, Alhambra Ave, Berrellesa St, Escobar St, Court St, Martinez Amtrak
17	BART Concord, Grant St, East St, Solano Wy, Olivera Rd, Port Chicago Highway, BART North Concord
18	BART Pleasant Hill, Oak Rd, Buskirk Ave, Crescent Plaza, Gregory Ln, Pleasant Hill Rd, Taylor Blvd, Morello Ave, Viking Dr, Contra Costa Blvd, DVC, Old Quarry Rd, Pacheco Blvd, Muir Rd, Arnold Dr, Morello, Pacheco Blvd, Martinez Amtrak
19	BART Concord, Galindo St, Concord Ave, Bisso Ln, Stanwell Dr, John Glenn Dr, Galaxy Wy, Diamond Blvd, Contra Costa Blvd, Pacheco Blvd, Martinez Amtrak
20	BART Concord, Grant St, Concord Blvd, Clayton Rd, Gateway Blvd, Willow Pass Rd, Sun Valley Blvd, Golf Club Rd, DVC
21	BART Walnut Creek, N & S California Blvd, Newell Ave, S Main St, Danville Blvd, Railroad Ave, San Ramon Valley Blvd, Danville Park & Ride, Camino Ramon, Fostoria Wy, San Ramon Transit Center
25	BART Lafayette, Mt Diablo Blvd, Highway 24, Highway 680, BART Walnut Creek
28	BART North Concord, Port Chicago Highway, Bates Ave, Commercial Cir, Pike Ln, Arnold Industrial Wy, Marsh Dr, Contra Costa Blvd, Chilpancinco Pkwy, Old Quarry Rd, DVC, Highway 680, Highway 4, Center Ave, VA Clinic, Howe Rd, Pacheco Blvd, Martinez Amtrak
35	BART Dublin, Dublin Blvd, Dougherty Rd, Bollinger Canyon Rd, E Branch Pkwy, Windemere Pkwy, Sunset Dr, Bishop Dr, Executive Pkwy, San Ramon Transit Center
36	BART Dublin, Dublin Blvd, Village Pkwy, Alcosta Blvd, Fircrest Ln, San Ramon Valley Blvd, Tareyton Ave, Bollinger Canyon Rd, Crow Canyon Rd, Executive Pkwy, San Ramon Transit Center
91X	BART Concord, Galindo St, Concord Ave, John Glenn Dr, Galaxy Wy, Chevron, Diamond Blvd, Willow Pass Rd, Gateway Blvd, Clayton Rd, Oak St
92X	Shadelands Office Park, Ygnacio Valley Rd, Highway 680, Danville Park & Ride, Crow Canyon Rd, Bishop Ranch 15, San Ramon Transit Center, Camino Ramon, ATT, Sunset Dr, Chevron, Ace Train Station Pleasanton
93X	BART Walnut Creek, Ygnacio Valley Rd, Shadelands Office Park, Oak Grove Rd, Kirker Pass Rode, Railroad Ave, Buchanan Rd, Somersville Rd, Fairview Dr, Delta Fair Blvd, Highway 4, Hillcrest Park & Ride
95X	BART Walnut Creek, Highway 680, Crow Canyon Pl, Fostoria Wy, Camino Ramon, San Ramon Transit Center
96X	BART Walnut Creek, Highway 680, Chevron, Bishop Ranch 1, Bishop Ranch 3, Bishop Ranch 6, San Ramon Transit Center, Bishop Ranch 15, Annabel Ln, Bishop Ranch 8, Bishop Dr, Sunset Dr
97X	BART Dublin, Highway 680, Highway 580, Chevron, Bishop Ranch 1, Bishop Ranch 3, Bishop Ranch 6, San Ramon Transit Center, Bishop Ranch 15, Annabel Ln, Bishop Ranch 8, Bishop Dr, Sunset Dr
98X	BART Walnut Creek, N Main St, Highway 680, Sun Valley Blvd, Contra Costa Blvd, Concord Ave, Diamond Blvd., Highway 680, Highway 4, Alhambra Ave, Berrellesa St, Escobar St, Court St, Martinez Amtrak
250	St Mary's College, St Marys Rd, Moraga Rd, Mt Diablo Blvd, BART Lafayette
260	Cal State, East Bay, Concord Bart



## Route Description Summary

Route #	Description
301	Rossmoor Shopping Center, Tice Valley Blvd, Boulevard Wy, Oakland Blvd, Trinity Ave , BART Walnut Creek, Ygnacio Valley, Montego, John Muir Medical Center
310	Concord Bart, Clayton Rd, Kirker Pass
311	BART Concord, Port Chicago Highway, Salvio St, Mira Vista Terrace, Fry Wy, Clayton Rd, Market St, Meadow Ln, Oak Grove Rd, Treat Blvd, BART Pleasant Hill
314	Ayers Rd, Concord Blvd, Kirker Pass Rd, Clayton Rd, BART Concord, Oak St, Laguna St, Detroit Ave, Monument Blvd, Mohr Ln, David Ave, Crescent Plaza, Cleaveland Rd, Gregory Ln, Contra Costa Blvd, DVC
315	BART Concord, Port Chicago Highway, Salvio St, Parkside Dr, Willow Pass Rd, Landana Dr, West St, Clayton Rd
316	BART Pleasant Hill, Oak Rd, Buskirk Ave, Crescent Plaza, Gregory Ln, Contra Costa Blvd, Golf Club Rd, DVC, Old Quarry Rd, Pacheco Blvd, Muir Rd, Arnold Dr, Pacheco Blvd, Morrelo Ave, Martinez Amtrak, Berrellesa St, Alhambra Ave
320	BART Concord, Grant St, Concord Blvd, Clayton Rd, Gateway Blvd, Willow Pass Rd, Diamond Blvd, Concord Ave, Chilpancino Pkwy, Old Quarry Rd, DVC
321	BART Walnut Creek, N & S California Blvd, Newell Ave, S Main St, Danville Blvd, Railroad Ave, San Ramon Valley Blvd, Camino Ramon, Fostoria Wy, San Ramon Transit Center- Shops at BR.
601	N Civic Dr, Parkside Dr, Riveria Ave, BART Walnut Creek, Trinity Ave, Oakland Blvd, Boulevard Wy, Tice Valley Blvd, Meadow Rd, Castle Hill Rd, Danville Blvd, Hillgrade Ave,, Crest Ave, Rossmoor Shopping Center
602	Walnut Blvd, Oro Valley Cir, Mountain View Blvd, Rudgear Rd, Stewart Ave, Trotter Wy, Dapplegray Rd, Palmer Rd, Mountain View Blvd, San Miguel Dr, N & S California Blvd, BART Walnut Creek
603	Camino Pablo, Moraga Rd, St Marys Rd, St Mary's College, Mt Diablo Blvd, BART Lafayette
605	N Civic Dr, N Broadway, Lincoln Ave, Mt Pisgah St, Newell Ave, Lilac Dr, S Main St, Creekside Dr
606	BART Orinda, Orinda Wy, Miner Rd, Honey Hill Rd, Via Las Cruces, Saint Stephens Dr, Orinda Woods Dr, Moraga Wy, Ivy Dr, Moraga Rd, St Marys Rd, St Mary's College, Mt Diablo Blvd, BART Lafayette
608	VA Clinic, Center Ave, Pacheco Blvd, Contra Costa Blvd, Chilpancino Pkwy, Old Quarry Rd, DVC
609	BART Walnut Creek, Ygnacio Valley Rd, Marchbanks Dr, Walnut Ave
610	BART Concord, Clayton Rd, Ayers Rd, Concord Blvd, Kirkwood Dr, Oakhurst Dr, Center St, Marsh Creek Rd, Mountaire Pkwy, Mountaire Cir
611	BART Concord, Port Chicago Highway, Salvio St, Mira Vista Terrace, Fry Wy, Clayton Rd, Market St, Meadow Ln, Oak Grove Rd, Treat Blvd, Bancroft Rd, Minert Rd
612	BART Concord, Clayton Rd, Ayers Rd, Concord Blvd, Kirker Pass Rd, Washington Blvd, Pennsylvania Blvd, Pine Hollow Rd, El Camino Dr, Michigan Blvd
613	Minert Rd, Oak Grove Rd, Monument Blvd, Detroit Ave, Laguna St, Oak St, BART Concord
614	BART Concord, Clayton Rd, Michigan Blvd, Pennsylvania Blvd, Pine Hollow Rd, El Camino Dr
615	Concord Blvd, Landana Dr., Willow Pass Rd., Parkside Dr., Salvio St., East St., clayton Rd., Oakland Ave., Mount Diablo St., BART Concord
616	Treat Blvd, Bancroft Rd, Minert Rd, Oak Grove Rd, Monument Blvd, San Miguel Rd, Galindo St, Oak St, BART Concord
619	Minert Rd, Oak Grove Rd, Monument Blvd, Mohr Ln, David Ave, Bancroft Rd, Treat Blvd, BART Pleasant Hill
622	Pine Valley Rd, Broadmoor Dr, Montevideo Dr, Alcosta Blvd, Crow Canyon Rd, Tassajara Ranch Rd, Camino Tassajara
623	Danville Blvd, Stone Valley Rd, Green Valley Rd, Diablo Rd, Hartz Ave, San Ramon Valley Blvd, Sycamore Valley Rd, Camino Tassajara, Tassajara Ranch Rd, Crow Canyon Rd, Anabel Ln
625	Rossmoor Shopping Center, Tice Valley Blvd, Olympic Blvd, Pleasant Hill Rd, Acalanes Ave, Stanley Blvd, Mt Diablo Blvd, BART Lafayette, Happy Valley Rd, Upper Happy Valley Rd, El Nido Ranch Rd, Hidden Valley Rd, Acalanes Rd
626	St Mary's College, St Marys Rd, Rohrer Dr, Moraga Rd, Mt Diablo Blvd, BART Lafayette, Happy Valley Rd, Upper Happy Valley Rd, El Nido Ranch Rd, Hidden Valley Rd, Acalanes Rd
627	BART North Concord, Port Chicago Highway, Bates Ave, Mason Cir
635	Bollinger Canyon Rd, Dougherty Rd, Crow Canyon Rd, Tassajara Ranch Rd, Camino Tassajara, Lusitano St, Charbray St
636	San Ramon Transit Center, Executive Pkwy, Crow Canyon Rd, Bollinger Canyon Rd, San Ramon Valley Blvd, Broadmoor Dr, Alcosta Blvd, Firrest Ln, Village Pkwy, Dublin Blvd, BART Dublin
649	DVC, Galaxy Way / Meridian Park Blvd , BART Concord
<b>Alamo Creek Shuttle</b>	Alamo Creek, Monterosso, Ponderosa Colony, BART Walnut Creek