

Agenda Item 7.a

TO: O&S Committee

DATE: April 19, 2016

FROM: Anne Muzzini
Director of Planning & Marketing

SUBJ: Fixed Route Reports

Fixed Route Operating Reports for March 2016

1. Monthly Boarding's Data

The following represent the numbers that are most important to staff in evaluating the performance of the fixed route system.

<u>Title</u>	FY15-16		<u>Annual Goal</u>
	<u>Current Month</u>	<u>YTD Avg</u>	
Total Passengers	342,943		
Average Weekday	13,514	13,243	
Pass/Rev Hour	15.8	16.2	Standard Goal > 17.0
Missed Trips	0.07%	0.12%	Standard Goal < 0.25%
Miles between Road Calls	61,659	37,327	Standard Goal > 18,000

* Based on current standards from updated SRTP

Analysis

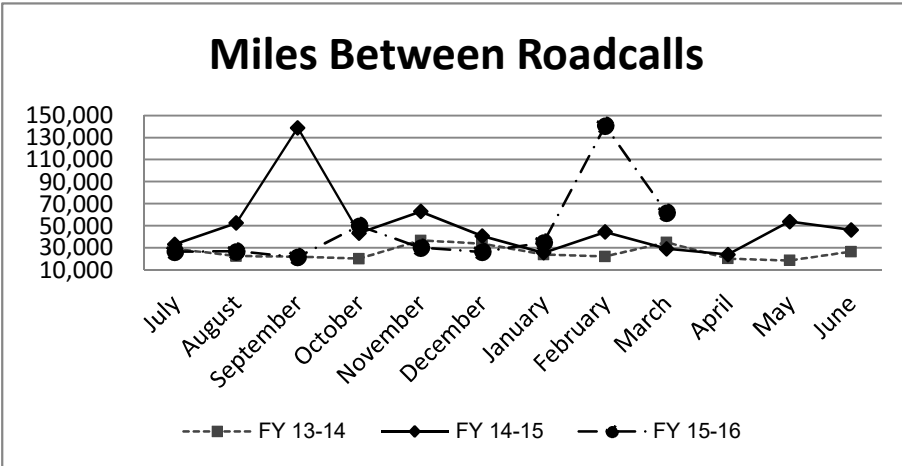
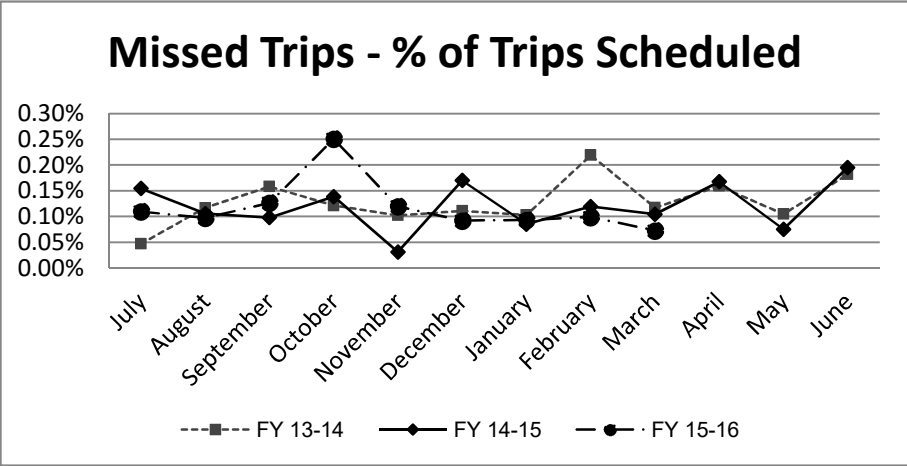
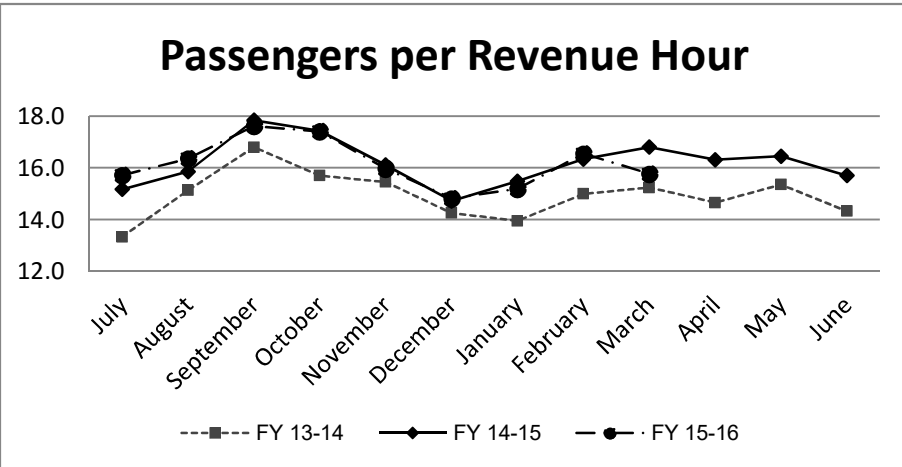
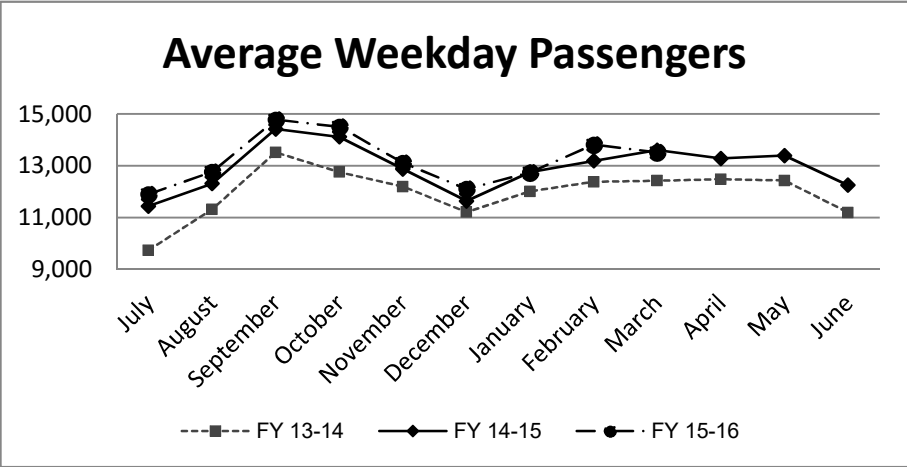
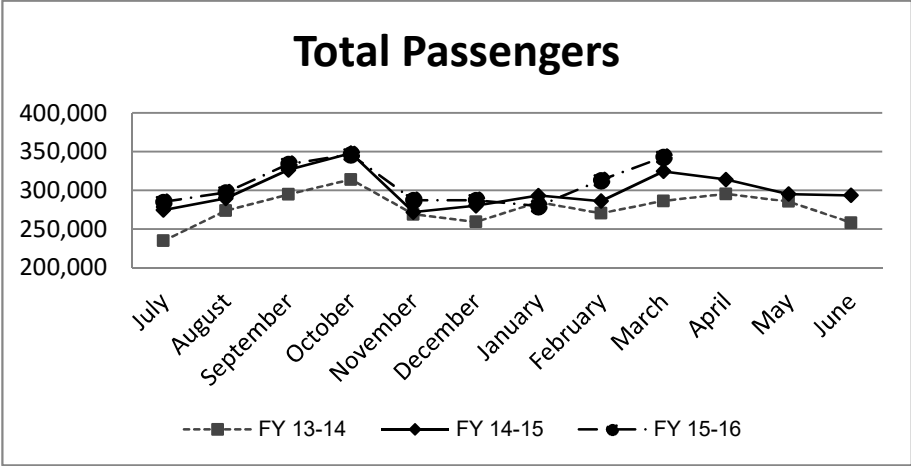
Average weekday ridership was lower in March (13,514 passengers) than February (13,809 passengers) and lower than March 2015 (13,601 passengers).

Passengers per hour in March was 15.8, a decrease from 16.5 in February and lower than March 2015 when passengers per hour was 16.8.

The percentage of missed trips in March was 0.07%. A decrease from the prior month (0.10%). The YTD average is 0.12% missed trips.

The number of miles between roadcalls was 61,659 miles in March, lower than the prior month in which there were 140,724 miles between roadcalls. The 12 month average is 37,327 miles between roadcalls.

Clipper became available to the public on November 1, 2015. Of a total 342,943 passengers in March, 229,413 passengers had the potential to use Clipper card aboard County Connection since 113,530 either used an employee sponsored program or the midday free program. About 15.1% of the 229,413 potential Clipper card users paid using Clipper during this month.



**TRANSPORTATION and MAINTANCE
Operation Data Summary**

TRANSPORTATION	2015 March	2015 April	2015 May	2015 June	2015 July	2015 August	2015 September	2015 October	2015 November	2015 December	2016 January	2016 February	2016 March	12 Month TOTALS
Number of Buses	121	121	121	121	121	121	121	121	121	121	121	121	121	121
Totals Hub Miles	290,280	286,806	268,656	277,094	263,736	267,969	382,316	298,627	270,457	289,472	276,517	281,448	308,293	3,471,391
Work Days	31	30	30	30	30	31	29	31	29	30	30	29	31	360
Revenue Hours	19,308	19,244	17,947	18,564	18,130	18,167	18,958	19,892	17,989	19,382	18,407	18,913	20,963	226,555
Operator Pay Hours	28,673	30,028	31,669	29,628	46,304	32,140	31,527	33,769	32,289	36,049	33,665	32,164	33,459	402,692
Number of Operators	168	167	165	165	162	172	169	168	174	173	170	175	171	169
Unscheduled Absences	342	306	313	280	335	361	394	360	349	328	302	372	399	4,099
FT Protection	32	54	47	30	88	84	90	79	93	34	41	50	56	746
Worker Comp.	86	33	49	57	41	63	115	106	96	115	92	113	115	995
Sick leave	224	219	217	193	206	214	189	175	160	179	169	209	228	2,358
Collision Accidents	0	7	6	6	4	6	8	6	6	7	4	6	4	70
Passenger Accidents	23	20	9	27	9	22	13	23	22	18	18	17	28	226
Total Chargeable Collisions	0	4	5	3	1	4	6	3	4	2	3	2	1	38
Chargeable/100K Miles	0.00	1.39	1.86	1.08	0.37	1.49	1.56	1.00	1.47	0.69	1.08	0.71	0.32	1.09
Number of Trips Scheduled	25,921	25,676	24,010	25,112	24,642	24,746	25,363	26,728	24,271	26,098	24,713	25,316	27,585	304,260
Number of Trips Missed	27	43	18	49	27	24	31	67	29	24	23	25	20	380
Of Trips Scheduled - % Missed	0.10%	0.17%	0.07%	0.20%	0.11%	0.10%	0.12%	0.25%	0.12%	0.09%	0.09%	0.10%	0.07%	0.12%
Of Trips Missed - Mechanical	21	29	6	17	17	10	15	22	13	13	6	20	11	179
On Time Performance %	85%	88%	87%	88%	89%	86%	83%	83%	84%	85%	87%	86%	87%	86%
MAINTENANCE														
A/C Operative - Avg. %	100%	100%	100%	100%	100%	100%	100%	100%	100%	100%	100%	100%	100%	100%
Lifts Operative - Ave %	100%	100%	100%	100%	100%	100%	100%	100%	100%	100%	100%	100%	100%	100%
PM Complete on Schedule	100%	100%	100%	100%	100%	100%	100%	100%	100%	100%	100%	100%	100%	100%
Total Road Calls	16	24	7	16	16	14	18	15	13	13	9	9	8	162
Road Calls for Mechanical	10	12	5	6	6	10	13	6	9	11	8	2	5	93
Road Calls for Other	6	12	2	10	10	4	5	9	4	2	1	7	3	69
Miles Between Mechanical Road Calls														
Bus Numbers														
200 - 299	24,425	25,730	25,151	11,814	25,371	24,338	27,208	27,799	22,363	20,728	12,766	31,777	13,658	
300 - 399	36,040	12,262	35,527	40,247	19,408	18,123	18,780	40,921	16,975	18,207	34,031	33,469	37,885	
400 - 499	32,620	31,988	30,852	29,310	30,970	10,104	33,573	16,703	27,877	32,089	30,229	31,018	30,646	
500 - 518	27,131	55,268	17,524	26,234	47,581	52,811	25,768	52,971	52,336	17,593	15,465	41,676	7,993	
900 - 939	21,026	24,711	44,505	51,160	29,504	21,666	13,858	34,645	24,579	27,556	49,085	99,815	38,259	
1300-1309	22,234	22,276	23,841	23,799	25,670	25,981	22,163	27,502	24,339	24,796	25,593	27,046	27,284	
1400-1406	15,569	15,914	11,695	5,324	6,817	11,617	13,267	12,092	11,278	12,446	14,760	15,957	6,892	
1500-1532											1,809	690	62,265	
Fleet Avg.	29,028	23,901	53,731	46,182	26,374	26,797	21,717	49,771	30,051	26,316	34,724	140,724	61,659	37,327
Maintenance Pay Hours	4,315	4,067	4,255	4,320	4,224	4,542	4,268	3,223	3,831	4,210	4,549	4,353	4,612	50,453
No. Maint. Employees	25	25	26	26	26	26	26	25	26	27	26	26	26	26
Maint. Emps/100K Miles	9	9	10	9	10	10	7	8	10	9	9	9	8	1
Unscheduled Absences	3	3	2	2	4	0	2	7	2	3	1	3	3	3

**MONTHLY BOARDINGS
Operations Data Summary**

Fixed Route Boardings		Passengers by Revenue Hrs/Miles			Service Days		Fiscal YTD Comparison Passenger Boardings	
March 2016 - Fixed Route Boardings	330,507	Revenue Hours -	March 2016	20,963	Weekdays - Mar16	23	Fiscal 2016 YTD	2,772,111
			March 2015	19,308	Mar15	22		
Special Event - BART Bus Bridge	12,436	Revenue Miles -	March 2016	229,411	Saturdays - Mar16	4	Fiscal 2015YTD	2,694,588
			March 2015	213,014	Mar15	5		
March 2016 Total Boardings	342,943	Passengers per Mile		1.5	Total Days - 2016	31	YTD Trend	2.9%
March 2015 Total Boardings	324,307	Passengers per Hour		16.4	2015	32	Monthly Trend	5.7%

March 2016 Fixed Route Passenger Total						March 2016 Weekday Average	March 2016 Passengers per Revenue Hour
Route	Destination Information	Weekday	Saturday	Sunday	Total		
1 (1M)	Rossmoor / Shadelands	8,980	-	-	8,980	390	12.3
2	Rudgear / Walnut Creek	414	-	-	414	18	4.6
3	Martinez Community Shuttle	2,046	-	-	2,046	89	6.1
4	Walnut Creek Downtown Shuttle	18,393	2,142	1,392	21,927	800	22.6
5	Creekside / Walnut Creek	11,920	-	-	11,920	518	27.8
6	Lafayette / Moraga / Orinda	11,599	463	289	12,351	504	14.6
7	Shadelands / Pleasant Hill / Walnut Creek	8,540	-	-	8,540	371	17.4
9	DVC / Walnut Creek	12,800	-	-	12,800	557	13.2
10	Concord / Clayton Rd	26,909	-	-	26,909	1,170	24.4
11	Treat Blvd / Oak Grove	7,008	-	-	7,008	305	15.6
14	Monument Blvd	14,620	-	-	14,620	636	16.1
15	Treat Boulevard	11,397	-	-	11,397	496	16.0
16	Alhambra Ave / Monument Blvd	18,656	-	-	18,656	811	15.6
17	Olivera/Solano / Salvio / North Concord	5,987	-	-	5,987	260	14.1
18	Amtrak / Merello / Pleasant Hill	10,246	-	-	10,246	445	14.3
19	Amtrak / Pacheco Blvd / Concord	3,752	-	-	3,752	163	11.8
20	DVC / Concord	26,460	-	-	26,460	1,150	23.1
21	Walnut Creek / San Ramon Transit Center	14,023	-	-	14,023	610	12.0
25	Lafayette / Walnut Creek	1,583	-	-	1,583	69	7.0
28	North Concord / Martinez	7,652	-	-	7,652	333	10.8
35	Dougherty Valley	13,751	-	-	13,751	598	17.9
36	San Ramon / Dublin	6,140	-	-	6,140	267	9.5
91X	Concord Commuter Express	1,419	-	-	1,419	62	11.8
92X	Ace Shuttle Express	4,729	-	-	4,729	206	19.4
93X	Kirker Pass Express	4,656	-	-	4,656	202	14.2
95X	San Ramon / Danville Express	4,134	-	-	4,134	180	17.9
96X	Bishop Ranch Express	13,131	-	-	13,131	571	16.1
97X	Bishop Ranch Express	2,371	-	-	2,371	103	10.3
98X	Martinez Express	9,525	-	-	9,525	414	15.6
250 *	Gael Rail Service	66	-	-	66	7	0.7
260 *	Cal State East Bay / Concord Bart	201	17	15	233	14	1.8
301	Rossmoor / John Muir Medical Center	-	232	131	362	-	4.8
310	Concord Bart / Clayton Rd / Kirker Pass	-	2,012	1,545	3,556	-	26.1
311	Concord / Oak Grove / Treat Blvd / WC	-	839	694	1,533	-	12.4
314	Clayton Rd / Monument Blvd / PH	-	2,355	1,648	4,003	-	18.0
315	Concord / Willow Pass / Landana	-	240	112	352	-	6.7
316	Alhambra / Merello / Pleasant Hill	-	1,539	1,046	2,584	-	15.7
320	DVC / Concord	-	732	491	1,224	-	12.0
321	San Ramon / Walnut Creek	-	967	777	1,744	-	10.3
Alamo Creek *	Alamo Creek / BART Walnut Creek	583	-	-	583	25	3.2
600's	Select Service	27,143	-	-	27,143	1,180	23.2
TOTALS		310,831	11,537	8,139	330,507	13,514	15.8

* Data from Link ** Seasonal Route

Operations Data Summary

MARCH 2016 PRODUCTIVITY

(sorted by Pass / Rev Hr - decending order)

Route	Destination Information	Total	Wkday Avg	Passenger / Rev Hr
5	Creekside / Walnut Creek	11,920	518	27.8
310	Concord Bart / Clayton Rd / Kirker Pass	3,556	-	26.1
10	Concord / Clayton Rd	26,909	1,170	24.4
600's	Select Service	27,143	1,180	23.2
20	DVC / Concord	26,460	1,150	23.1
4	Walnut Creek Downtown Shuttle	21,927	800	22.6
92X	Ace Shuttle Express	4,729	206	19.4
314	Clayton Rd / Monument Blvd / Pleasant Hill	4,003	-	18.0
35	Dougherty Valley	13,751	598	17.9
95X	San Ramon / Danville Express	4,134	180	17.9
7	Shadelands / Pleasant Hill / Walnut Creek	8,540	371	17.4
96X	Bishop Ranch Express	13,131	571	16.1
14	Monument Blvd	14,620	636	16.1
15	Treat Boulevard	11,397	496	16.0
316	Alhambra / Merello / Pleasant Hill	2,584	-	15.7
16	Alhambra Ave / Monument Blvd	18,656	811	15.6
11	Treat Blvd / Oak Grove	7,008	305	15.6
98X	Martinez Express	9,525	414	15.6
6	Lafayette / Moraga / Orinda / Orinda Village	12,351	504	14.6
18	Amtrak / Merello / Pleasant Hill	10,246	445	14.3
93X	Kirker Pass Express	4,656	202	14.2
17	Olivera/Solano / Salvio / North Concord	5,987	260	14.1
9	DVC / Walnut Creek	12,800	557	13.2
311	Concord / Oak Grove / Treat Blvd / Walnut Creek	1,533	-	12.4
1 (IM)	Rossmoor / Shadelands	8,980	390	12.3
21	Walnut Creek / San Ramon Transit Center	14,023	610	12.0
320	DVC / Concord	1,224	-	12.0
19	Amtrak / Pacheco Blvd / Concord	3,752	163	11.8
91X	Concord Commuter Express	1,419	62	11.8
28	North Concord / Martinez	7,652	333	10.8
321	San Ramon / Walnut Creek	1,744	-	10.3
97X	Bishop Ranch Express	2,371	103	10.3
36	San Ramon / Dublin	6,140	267	9.5
25	Lafayette / Walnut Creek	1,583	69	7.0
315	Concord / Willow Pass / Landana	352	-	6.7
3	Martinez Community Shuttle	2,046	89	6.1
301	Rossmoor / John Muir Medical Center	362	-	4.8
2	Rudgear / Walnut Creek	414	18	4.6
Alamo *	Alamo Creek / BART Walnut Creek	583	25	3.2
260 *	Cal State East Bay / Concord Bart	233	14	1.8
250 *	Gael Rail Service	66	7	0.7

NOTE: * Data comes from Link Operators ** These are seasonal routes

Operations Data Summary

AVERAGE WEEKDAY BOARDINGS TREND

Route	Destination Information	Mar-15	Apr-15	May-15	Jun-15	Jul-15	Aug-15	Sep-15	Oct-15	Nov-15	Dec-15	Jan-16	Feb-16	Mar-16
		22 Days	22 Days	20 Days	22 Days	22 Days	21 Days	21 Days	22 Days	20 Days	22 Days	20 Days	21 Days	23 Days
1 (1M)	Rossmoor / Shadelands	360	346	331	318	342	341	371	380	331	332	340	385	390
2	Rudgear / Walnut Creek	23	20	21	21	18	17	23	17	23	18	16	18	18
3	Martinez Community Shuttle	-	-	-	-	-	32	84	90	84	85	88	101	89
4	Walnut Creek Downtown Shuttle	825	861	869	887	917	895	855	814	795	826	769	820	800
4H **	Walnut Creek Extended Holiday Shuttle	-	-	-	-	-	-	-	-	2	21			
5	Creekside / Walnut Creek	375	372	386	397	415	463	517	525	512	446	500	516	518
6	Lafayette / Moraga / Orinda	489	478	448	347	354	388	554	541	482	393	493	504	504
7	Shadelands / Pleasant Hill / Walnut Creek	232	280	298	306	320	341	364	363	330	282	334	341	371
9	DVC / Walnut Creek	556	532	540	509	576	599	661	635	582	527	529	604	557
10	Concord / Clayton Rd	1,238	1,181	1,220	1,128	1,113	1,159	1,301	1,265	1,159	1,109	1,096	1,207	1,170
11	Treat Blvd / Oak Grove	313	283	307	296	306	334	365	351	306	282	284	311	305
14	Monument Blvd	644	629	659	655	650	676	689	713	639	593	613	649	636
15	Treat Boulevard	581	567	610	509	479	522	595	614	526	492	545	580	496
16	Alhambra Ave / Monument Blvd	830	803	822	800	747	783	856	853	776	754	749	833	811
17	Olivera/Solano / Salvio / North Concord	290	295	293	287	289	300	316	309	279	260	248	262	260
18	Amtrak / Merello / Pleasant Hill	476	457	469	429	456	461	513	522	455	408	400	454	445
19	Amtrak / Pacheco Blvd / Concord	158	154	159	169	192	182	171	170	153	151	143	162	163
20	DVC / Concord	1,291	1,203	1,152	1,029	1,068	1,222	1,381	1,305	1,187	995	926	1,238	1,150
21	Walnut Creek / San Ramon Transit Center	642	643	626	598	589	596	643	643	618	572	594	612	610
25	Lafayette / Walnut Creek	78	70	68	69	71	62	78	63	62	66	69	86	69
28	North Concord / Martinez	342	314	329	298	318	334	366	344	317	289	279	307	333
35	Dougherty Valley	569	554	563	557	539	562	626	623	564	508	537	585	598
36	San Ramon / Dublin	265	271	274	246	265	278	300	295	251	254	264	285	267
91X	Concord Commuter Express	73	73	64	73	72	77	75	73	64	55	64	58	62
92X	Ace Shuttle Express	204	196	201	215	227	228	232	215	206	175	211	210	206
93X	Kirker Pass Express	227	223	222	221	215	185	199	190	176	175	185	194	202
95X	San Ramon / Danville Express	173	183	172	168	173	189	189	197	180	170	179	188	180
96X	Bishop Ranch Express	570	543	542	565	578	568	578	560	509	502	557	565	571
97X	Bishop Ranch Express	112	110	120	115	110	96	107	105	103	90	100	87	103
98X	Martinez Express	446	441	424	401	418	436	458	456	413	399	387	420	414
250 *	St Mary's College Gael Rail Shuttle	11	13	14	-	-	5	14	7	5	3	7	6	7
260 *	Cal State East Bay / Concord Bart	12	16	14	9	7	5	6	27	25	15	17	17	14
ALAMO *	Alamo Creek / BART Walnut Creek	16	16	16	18	17	20	21	20	21	20	20	19	25
600's	Select Service	1,191	1,162	1,171	613	60	408	1,274	1,222	976	845	1,202	1,190	1,180
TOTALS		13,601	13,276	13,392	12,249	11,899	12,761	14,768	14,496	13,105	12,099	12,735	13,809	13,514

NOTE: * Data comes from Link Operators ** These are seasonal routes

Operations Data Summary

AVERAGE WEEKEND BOARDINGS TREND

SATURDAY		Mar-15	Apr-15	May-15	Jun-15	Jul-15	Aug-15	Sep-15	Oct-15	Nov-15	Dec-15	Jan-16	Feb-16	Mar-16
Route	Destination Information	4 Days	4 Days	5 Days	4 Days	4 Days	5 Days	4 Days	5 Days	4 Days	4 Days	5 Days	4 Days	4 Days
4	Walnut Creek Downtown Shuttle	624	596	565	591	584	541	530	559	566	591	455	555	535
4H **	Walnut Creek Extended Holiday Shuttle	-	-	-	-	-	-	-	-	9	73	-	-	-
6	Lafayette / Moraga / Orinda	163	134	112	71	88	86	165	171	149	90	127	151	116
250 *	St Mary's College Gael Rail Shuttle	27	29	19	-	-	3	36	25	20	4	22	22	4
301	Rossmoor / John Muir Medical Center	99	85	84	78	80	81	74	75	60	58	51	61	58
310	Concord Bart / Clayton Rd / Kirker Pass	492	499	476	496	577	511	562	605	558	529	504	539	503
311	Concord / Oak Grove / Treat Blvd / WC	229	260	256	221	248	254	282	268	246	265	216	251	210
314	Clayton Rd / Monument Blvd / PH	670	658	677	681	770	766	710	708	725	707	572	695	589
315	Concord / Willow Pass / Landana	66	62	64	80	74	67	64	77	71	60	54	87	60
316	Alhambra / Merello / Pleasant Hill	373	394	363	394	349	402	397	406	369	330	291	343	385
320	DVC / Concord	249	233	232	218	280	262	289	237	232	202	184	230	183
321	San Ramon / Walnut Creek	275	282	286	298	271	260	262	286	286	252	245	268	242
TOTALS		3,267	3,232	3,131	3,127	3,321	3,232	3,370	3,418	3,291	3,162	2,718	3,201	2,884

SUNDAY		Mar-15	Apr-15	May-15	Jun-15	Jul-15	Aug-15	Sep-15	Oct-15	Nov-15	Dec-15	Jan-16	Feb-16	Mar-16
Route	Destination Information	5 Days	4 Days	5 Days	4 Days	4 Days	5 Days	4 Days	4 Days	5 Days	4 Days	5 Days	4 Days	4 Days
4	Walnut Creek Downtown Shuttle	454	389	402	410	421	432	391	433	384	379	422	493	348
6	Lafayette / Moraga / Orinda	94	93	80	56	85	81	136	111	118	59	119	125	72
250 *	St Mary's College Gael Rail Shuttle	17	20	14	-	-	1	14	12	15	4	11	14	4
301	Rossmoor / John Muir Medical Center	52	79	52	72	88	84	60	56	45	40	25	38	33
310	Concord Bart / Clayton Rd / Kirker Pass	414	346	429	437	382	472	482	432	445	398	406	440	386
311	Concord / Oak Grove / Treat Blvd / WC	190	180	177	194	206	212	189	206	184	154	177	208	174
314	Clayton Rd / Monument Blvd / PH	507	473	487	500	496	552	523	501	495	466	462	539	412
315	Concord / Willow Pass / Landana	40	39	46	50	50	61	43	59	52	42	46	47	28
316	Alhambra / Merello / Pleasant Hill	256	245	270	283	309	297	354	317	237	239	233	281	261
320	DVC / Concord	163	154	155	153	202	183	161	186	187	131	152	158	123
321	San Ramon / Walnut Creek	215	216	225	201	220	214	230	242	226	172	197	198	194
TOTALS		2,401	2,233	2,333	2,356	2,458	2,590	2,581	2,554	2,387	2,085	2,250	2,540	2,035

NOTE: * Data comes from Link Operators ** These are seasonal routes

Route Description Summary

Route #	Description
1 (IM)	Rossmoor Shopping Center, Tice Valley Blvd, Boulevard Wy, Oakland Blvd, Trinity Ave , BART Walnut Creek, Ygnacio Valley, Montego, John Muir Medical Center, N Wiget Ln, Shadelands Office Park (Added Svc: IM = BART Walnut Creek, Ygnacio Valley, Montego, John Muir Medical Center, Marchbanks)
2	Rudgear Rd, Stewart Ave, Trotter Wy, Dapplegray Rd, Palmer Rd, Mountain View Blvd, San Miguel Dr, N & S California Blvd, BART Walnut Creek
3	Amtrak, Marina Vista Ave, Berrelessa St, Alhambra Ave, D St, Estudillo St, Vista Way, Pine St, Center Ave, Morello Ave, Arnold Dr, Howe Rd, Terrace Way, Shell Ave, Green St, Court St.
4	BART Walnut Creek, N California Blvd, Locust St, Mt Diablo Blvd, Broadway Plaza, S Main St, Pringle Ave
4H	Walnut Creek Extended Holiday Service (November 27 thru December 31)
5	BART Walnut Creek, Rivieria Ave, Parkside Dr, N Civic Dr, N Broadway, Lincoln Ave, Mt Pisgah St, S Main St, Creekside Dr
6	BART Orinda, Orinda Village, Orinda Wy, Moraga Wy, Moraga Rd, St Marys Rd, St Mary's College, Mt Diablo Blvd, BART Lafayette
7	BART Pleasant Hill, Treat Blvd, Bancroft Rd, Ygnacio Valley Rd, Shadelands Office Park, Marchbanks, BART Walnut Creek, Riviera Ave, Buena Vista, Geary Rd
9	DVC, Contra Costa Blvd, Ellinwood Wy, JFK University, Gregory Ln, Cleaveland Rd, Boyd Rd, W Hookston Rd, Patterson Blvd, Oak Park Blvd, Coggins Dr, BART Pleasant Hill, N Main St, N California Blvd, BART Walnut Creek
10	BART Concord, Clayton Rd, Center St, Marsh Creek Rd
11	BART Concord, Port Chicago Highway, Salvio St, Mira Vista Terrace, Fry Wy, Clayton Rd, Market St, Meadow Ln, Oak Grove Rd, Treat Blvd, BART Pleasant Hill
14	BART Concord, Oak St, Laguna St, Detroit Ave, Monument Blvd, Mohr Ln, David Ave, Bancroft Rd, Treat Blvd, BART Pleasant Hill
15	BART Concord, Port Chicago Highway, Salvio St, Parkside Dr, Willow Pass Rd, Landana Dr, West St, Clayton Rd, Treat Blvd, BART Pleasant Hill, Oak Rd, N Civic Dr, Ygnacio Valley Rd, BART Walnut Creek
16	BART Concord, Oak St, Galindo St, Monument Blvd, Crescent Plaza, Cleaveland Rd, Gregory Ln, Pleasant Hill Rd, Alhambra Ave, Berrellesa St, Escobar St, Court St, Martinez Amtrak
17	BART Concord, Grant St, East St, Solano Wy, Olivera Rd, Port Chicago Highway, BART North Concord
18	BART Pleasant Hill, Oak Rd, Buskirk Ave, Crescent Plaza, Gregory Ln, Pleasant Hill Rd, Taylor Blvd, Morello Ave, Viking Dr, Contra Costa Blvd, DVC, Old Quarry Rd, Pacheco Blvd, Muir Rd, Arnold Dr, Morello, Pacheco Blvd, Martinez Amtrak
19	BART Concord, Galindo St, Concord Ave, Bisso Ln, Stanwell Dr, John Glenn Dr, Galaxy Wy, Diamond Blvd, Contra Costa Blvd, Pacheco Blvd, Martinez Amtrak
20	BART Concord, Grant St, Concord Blvd, Clayton Rd, Gateway Blvd, Willow Pass Rd, Sun Valley Blvd, Golf Club Rd, DVC
21	BART Walnut Creek, N & S California Blvd, Newell Ave, S Main St, Danville Blvd, Railroad Ave, San Ramon Valley Blvd, Danville Park & Ride, Camino Ramon, Fostoria Wy, San Ramon Transit Center
25	BART Lafayette, Mt Diablo Blvd, Highway 24, Highway 680, BART Walnut Creek
28	BART North Concord, Port Chicago Highway, Bates Ave, Commercial Cir, Pike Ln, Arnold Industrial Wy, Marsh Dr, Contra Costa Blvd, Chilpancinco Pkwy, Old Quarry Rd, DVC, Highway 680, Highway 4, Center Ave, VA Clinic, Howe Rd, Pacheco Blvd, Martinez Amtrak
35	BART Dublin, Dublin Blvd, Dougherty Rd, Bollinger Canyon Rd, E Branch Pkwy, Windemere Pkwy, Sunset Dr, Bishop Dr, Executive Pkwy, San Ramon Transit Center
36	BART Dublin, Dublin Blvd, Village Pkwy, Alcosta Blvd, Fircrest Ln, San Ramon Valley Blvd, Tareyton Ave, Bollinger Canyon Rd, Crow Canyon Rd, Executive Pkwy, San Ramon Transit Center
91X	BART Concord, Galindo St, Concord Ave, John Glenn Dr, Galaxy Wy, Chevron, Diamond Blvd, Willow Pass Rd, Gateway Blvd, Clayton Rd, Oak St
92X	Shadelands Office Park, Ygnacio Valley Rd, Highway 680, Danville Park & Ride, Crow Canyon Rd, Bishop Ranch 15, San Ramon Transit Center, Camino Ramon, ATT, Sunset Dr, Chevron, Ace Train Station Pleasanton
93X	BART Walnut Creek, Ygnacio Valley Rd, Shadelands Office Park, Oak Grove Rd, Kirker Pass Rode, Railroad Ave, Buchanan Rd, Somersville Rd, Fairview Dr, Delta Fair Blvd, Highway 4, Hillcrest Park & Ride
95X	BART Walnut Creek, Highway 680, Crow Canyon Pl, Fostoria Wy, Camino Ramon, San Ramon Transit Center
96X	BART Walnut Creek, Highway 680, Chevron, Bishop Ranch 1, Bishop Ranch 3, Bishop Ranch 6, San Ramon Transit Center, Bishop Ranch 15, Annabel Ln, Bishop Ranch 8, Bishop Dr, Sunset Dr
97X	BART Dublin, Highway 680, Highway 580, Chevron, Bishop Ranch 1, Bishop Ranch 3, Bishop Ranch 6, San Ramon Transit Center, Bishop Ranch 15, Annabel Ln, Bishop Ranch 8, Bishop Dr, Sunset Dr
98X	BART Walnut Creek, N Main St, Highway 680, Sun Valley Blvd, Contra Costa Blvd, Concord Ave, Diamond Blvd., Highway 680, Highway 4, Alhambra Ave, Berrellesa St, Escobar St, Court St, Martinez Amtrak
250	St Mary's College, St Marys Rd, Moraga Rd, Mt Diablo Blvd, BART Lafayette

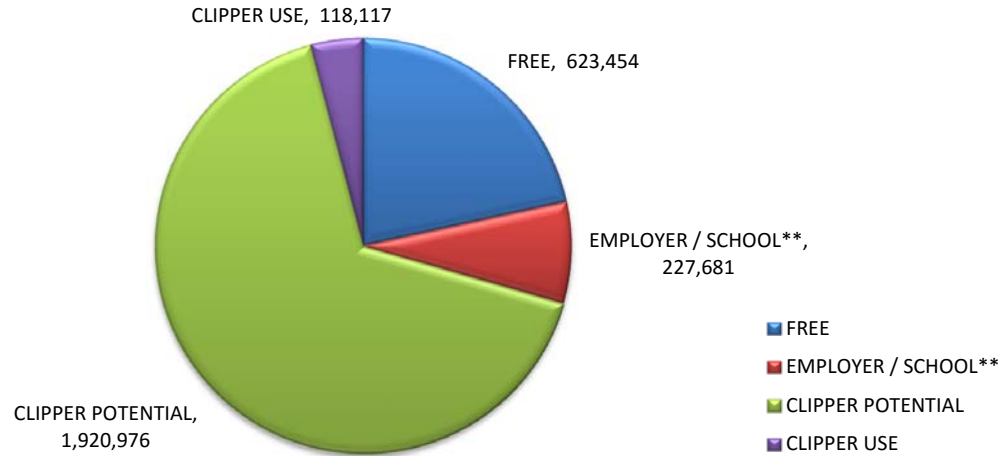
Route Description Summary

Route #	Description
260	Cal State, East Bay, Concord Bart

Route Description Summary

Route #	Description
301	Rossmoor Shopping Center, Tice Valley Blvd, Boulevard Wy, Oakland Blvd, Trinity Ave , BART Walnut Creek, Ygnacio Valley, Montego, John Muir Medical Center
310	Concord Bart, Clayton Rd, Kirker Pass
311	BART Concord, Port Chicago Highway, Salvio St, Mira Vista Terrace, Fry Wy, Clayton Rd, Market St, Meadow Ln, Oak Grove Rd, Treat Blvd, BART Pleasant Hill
314	Ayers Rd, Concord Blvd, Kirker Pass Rd, Clayton Rd, BART Concord, Oak St, Laguna St, Detroit Ave, Monument Blvd, Mohr Ln, David Ave, Crescent Plaza, Cleaveland Rd, Gregory Ln, Contra Costa Blvd, DVC
315	BART Concord, Port Chicago Highway, Salvio St, Parkside Dr, Willow Pass Rd, Landana Dr, West St, Clayton Rd
316	BART Pleasant Hill, Oak Rd, Buskirk Ave, Crescent Plaza, Gregory Ln, Contra Costa Blvd, Golf Club Rd, DVC, Old Quarry Rd, Pacheco Blvd, Muir Rd, Arnold Dr, Pacheco Blvd, Morrelo Ave, Martinez Amtrak, Berrellesa St, Alhambra Ave
320	BART Concord, Grant St, Concord Blvd, Clayton Rd, Gateway Blvd, Willow Pass Rd, Diamond Blvd, Concord Ave, Chilpancingo Pkwy, Old Quarry Rd, DVC
321	BART Walnut Creek, N & S California Blvd, Newell Ave, S Main St, Danville Blvd, Railroad Ave, San Ramon Valley Blvd, Camino Ramon, Fostoria Wy, San Ramon Transit Center- Shops at BR.
601	N Civic Dr, Parkside Dr, Riveria Ave, BART Walnut Creek, Trinity Ave, Oakland Blvd, Boulevard Wy, Tice Valley Blvd, Meadow Rd, Castle Hill Rd, Danville Blvd, Hillgrade Ave., Crest Ave, Rossmoor Shopping Center
602	Walnut Blvd, Oro Valley Cir, Mountain View Blvd, Rudgear Rd, Stewart Ave, Trotter Wy, Dapplegray Rd, Palmer Rd, Mountain View Blvd, San Miguel Dr, N & S California Blvd, BART Walnut Creek
603	Camino Pablo, Moraga Rd, St Marys Rd, St Mary's College, Mt Diablo Blvd, BART Lafayette
605	N Civic Dr, N Broadway, Lincoln Ave, Mt Pisgah St, Newell Ave, Lilac Dr, S Main St, Creekside Dr
606	BART Orinda, Orinda Wy, Miner Rd, Honey Hill Rd, Via Las Cruces, Saint Stephens Dr, Orinda Woods Dr, Moraga Wy, Ivy Dr, Moraga Rd, St Marys Rd, St Mary's College, Mt Diablo Blvd, BART Lafayette
608	VA Clinic, Center Ave, Pacheco Blvd, Contra Costa Blvd, Chilpancingo Pkwy, Old Quarry Rd, DVC
609	BART Walnut Creek, Ygnacio Valley Rd, Marchbanks Dr, Walnut Ave
610	BART Concord, Clayton Rd, Ayers Rd, Concord Blvd, Kirkwood Dr, Oakhurst Dr, Center St, Marsh Creek Rd, Mountaire Pkwy, Mountaire Cir
611	BART Concord, Port Chicago Highway, Salvio St, Mira Vista Terrace, Fry Wy, Clayton Rd, Market St, Meadow Ln, Oak Grove Rd, Treat Blvd, Bancroft Rd, Minert Rd
612	BART Concord, Clayton Rd, Ayers Rd, Concord Blvd, Kirker Pass Rd, Washington Blvd, Pennsylvania Blvd, Pine Hollow Rd, El Camino Dr, Michigan Blvd
613	Minert Rd, Oak Grove Rd, Monument Blvd, Detroit Ave, Laguna St, Oak St, BART Concord
614	BART Concord, Clayton Rd, Michigan Blvd, Pennsylvania Blvd, Pine Hollow Rd, El Camino Dr
615	Concord Blvd, Landana Dr., Willow Pass Rd., Parkside Dr., Salvio St., East St., clayton Rd., Oakland Ave., Mount Diablo St., BART Concord
616	Treat Blvd, Bancroft Rd, Minert Rd, Oak Grove Rd, Monument Blvd, San Miguel Rd, Galindo St, Oak St, BART Concord
619	Minert Rd, Oak Grove Rd, Monument Blvd, Mohr Ln, David Ave, Bancroft Rd, Treat Blvd, BART Pleasant Hill
622	Pine Valley Rd, Broadmoor Dr, Montevideo Dr, Alcosta Blvd, Crow Canyon Rd, Tassajara Ranch Rd, Camino Tassajara
623	Danville Blvd, Stone Valley Rd, Green Valley Rd, Diablo Rd, Hartz Ave, San Ramon Valley Blvd, Sycamore Valley Rd, Camino Tassajara, Tassajara Ranch Rd, Crow Canyon Rd, Anabel Ln
625	Rossmoor Shopping Center, Tice Valley Blvd, Olympic Blvd, Pleasant Hill Rd, Acalanes Ave, Stanley Blvd, Mt Diablo Blvd, BART Lafayette, Happy Valley Rd, Upper Happy Valley Rd, El Nido Ranch Rd, Hidden Valley Rd, Acalanes Rd
626	St Mary's College, St Marys Rd, Rohrer Dr, Moraga Rd, Mt Diablo Blvd, BART Lafayette, Happy Valley Rd, Upper Happy Valley Rd, El Nido Ranch Rd, Hidden Valley Rd, Acalanes Rd
627	BART North Concord, Port Chicago Highway, Bates Ave, Mason Cir
635	Bollinger Canyon Rd, Dougherty Rd, Crow Canyon Rd, Tassajara Ranch Rd, Camino Tassajara, Lusitano St, Charbray St
636	San Ramon Transit Center, Executive Pkwy, Crow Canyon Rd, Bollinger Canyon Rd, San Ramon Valley Blvd, Broadmoor Dr, Alcosta Blvd, Fircrest Ln, Village Pkwy, Dublin Blvd, BART Dublin
649	DVC, Galaxy Way / Meridian Park Blvd , BART Concord
Alamo Creek Shuttle	Alamo Creek, Monterosso, Ponderosa Colony, BART Walnut Creek

FY 15-16 YTD Clipper Trend



CLIPPER TREND*

Month	TOTAL RIDERSHIP	FREE	EMPLOYER / SCHOOL**	CLIPPER POTENTIAL	CLIPPER USE	% OF POTENTIAL
Jul-15	284,891	68,811	25,047	191,033	-	
Aug-15	297,093	70,903	23,706	202,484	-	
Sep-15	333,938	71,583	27,063	235,293	-	
Oct-15	346,220	75,523	27,384	243,313	-	
Nov-15	287,192	64,750	23,425	199,017	12,038	6.0%
Dec-15	287,245	66,678	22,401	198,165	19,197	9.7%
Jan-16	279,536	62,628	24,931	191,977	23,027	12.0%
Feb-16	313,053	69,560	25,647	217,846	29,191	13.4%
Mar-16	342,943	85,453	28,077	229,413	34,664	15.1%
Apr-16	-	-	-	-	-	
May-16	-	-	-	-	-	
Jun-16	-	-	-	-	-	
Grand Total	2,772,111	623,454	227,681	1,920,976	118,117	6%

*Clipper implemented 11/01/2015

FREE	Free / Mid-Day Free
-------------	---------------------

EMPLOYER / SCHOOL	92X-Ace Train / Bishop Ranch / Chevron, Galaxy, Airport, UFCW Trust (91X) / St Marys / JFKU / COCO / Promo - SYP & CSEB (Rte 260)
--------------------------	---

** Revise in summer months to exclude SYP