

County Connection

2477 Arnold Industrial Way Concord, CA 94520-5326 (925) 676-7500 countyconnection.com

OPERATIONS & SCHEDULING COMMITTEE AGENDA

Friday, May 6, 2016
8:00 a.m.
Supervisor Andersen Office
309 Diablo Rd, Danville, CA

Agenda

1. Approval of Agenda
2. Public Communication
3. Approval of Minutes of April 1, 2016*
4. Maintenance –
 - a. Bid results for Wave induction charging at BART*
 - b. Authorization to Execute Option in Gillig Contract for 31 Fixed Route Replacement Buses*
5. Planning and Scheduling
 - a. Verbal Updates
 - i. TEP Progress
 - ii. Clipper Institutional Pass for Bishop Ranch
 - iii. Real time signage – Waysine - installation
6. Reports
 - a. Fixed Route Monthly Report*
 - b. LINK Monthly Report
7. Committee Comments
8. Future Agenda Items
9. Next Scheduled Meeting – June 3rd, 2016
10. Adjournment

*Enclosure

FY2015/2016 O&S Committee

Laura Hoffmeister – Concord, Dave Hudson – San Ramon, Candace Andersen – Contra Costa County

Clayton • Concord • Contra Costa County • Danville • Lafayette • Martinez
Moraga • Orinda • Pleasant Hill • San Ramon • Walnut Creek

CENTRAL CONTRA COSTA TRANSIT AUTHORITY

General Information

Public Comment: Each person wishing to address the committee is requested to complete a Speakers Card for submittal to the Committee Chair before the meeting convenes or the applicable agenda item is discussed. Persons who address the Committee are also asked to furnish a copy of any written statement to the Committee Chair. Persons who wish to speak on matters set for Public Hearings will be heard when the Chair calls for comments from the public. After individuals have spoken, the Public Hearing is closed and the matter is subject to discussion and action by the Committee.

A period of thirty (30) minutes has been allocated for public comments concerning items of interest within the subject matter jurisdiction of the Committee. Each individual will be allotted three minutes, which may be extended at the discretion of the Committee Chair.

Consent Items: All matters listed under the Consent Calendar are considered by the committee to be routine and will be enacted by one motion. There will be no separate discussion of these items unless requested by a committee member or a member of the public prior to when the committee votes on the motion to adopt.

Availability of Public Records: All public records relating to an open session item on this agenda, which are not exempt from disclosure pursuant to the California Public Records Act, that are distributed to a majority of the legislative body, will be available for public inspection at 2477 Arnold Industrial Way, Concord, California, at the same time that the public records are distributed or made available to the legislative body. The agenda and enclosures for this meeting are posted also on our website at www.countyconnection.com.

Accessible Public Meetings: Upon request, County Connection will provide written agenda materials in appropriate alternative formats, or disability-related modification or accommodation, including auxiliary aids or services, to enable individuals with disabilities to participate in public meetings. Please send a written request, including your name, mailing address, phone number and brief description of the requested materials and preferred alternative format or auxiliary aid or service so that it is received by County Connection at least 48 hours before the meeting convenes. Requests should be sent to the Lathina Hill, at 2477 Arnold Industrial Way, Concord, CA 94520 or hill@cccta.org.

Shuttle Service: With 24-hour notice, a County Connection LINK shuttle can be available at the nearest BART station for individuals who want to attend the meeting. To arrange for the shuttle service, please call Robert Greenwood – 925/680 2072, no later than 24 hours prior to the start of the meeting.

Currently Scheduled Board and Committee Meetings

| | |
|------------------------------------|--|
| Board of Directors: | Thursday, May 19, 9:00 a.m., County Connection Board Room |
| Administration & Finance: | Wednesday, May 4, 9:00 a.m. 1676 N. California Blvd., S620, Walnut Creek |
| Advisory Committee: | Tuesday, May 10, 2:00 p.m., County Connection Board Room |
| Marketing, Planning & Legislative: | Thursday, May 5, 8:30 a.m., 2477 Arnold Industrial Way, Concord |
| Operations & Scheduling: | Friday, May 6, 8:00 a.m., 309 Diablo Rd, Danville |

The above meeting schedules are subject to change. Please check the County Connection Website (www.countyconnection.com) or contact County Connection staff at 925/676-1976 to verify date, time and location prior to attending a meeting.

This agenda is posted on County Connection's Website (www.countyconnection.com) and at the County Connection Administrative Offices, 2477 Arnold Industrial Way, Concord, California

Summary Minutes Operations & Scheduling Committee

Supervisor Andersen Office
309 Diablo Road, Danville, CA

April 1st, 2016, 8:00 a.m.

Directors: Directors Candace Andersen, Robert Storer, Dave Hudson

Staff: Scott Mitchell, Bill Churchill, Anne Muzzini

Public: None

Call to Order: Meeting called to order at 8:00 a.m. by Director Storer

1. **Approval of Agenda Items:** Agenda was approved.
2. **Public Comment and/or Communication:** None
3. **Approval of O&S Summary Minutes for February, 2016:** Minutes were approved.
4. **Maintenance – Update on Electric Trolley Project**

Mr. Mitchell told the Committee that testing on the first bus is being done at Gillig in Hayward then the prototype will be sent to WAVE for them to test the charging system. Then the bus will get the trolley body finishes installed with an expected delivery date of July for the final bus. Installing the WAVE charging system at BART is the next big step, and bid packet is being finalized with proposals due May 1st. There was discussion about the difficulty of dealing with PG&E for the final hook up for the charging system and Director Andersen offered to lend any help she could on that front. The Committee asked for an information report to go to the Board.

5. **Update on BART Bus Bridge Activities:**

Mr. Churchill explained that BART still hadn't figured out the cause of the power surges that disabled cars running between North Concord and Baypoint. He explained the intricacies of deploying drivers for the bus bridge, in particular rules about drive time and 8 day limits. He told the Committee that the amount of assistance we provided was gauged to make sure that County Connection service wasn't compromised. The Committee expressed their approval of the job being done.

6. **Planning and Scheduling:**

- a. Verbal Updates: Staff provided a brief update on the following topics:
 - i. Expenditure Plan development – The Committee discussed the most recent letter from EPAC and Director Andersen stated she didn't think they were going to support the TEP version 2.1. There was discussion about the representation section of the TEP as well.
 - ii. Clipper – Ms. Muzzini informed the committee that Clipper use was up to 13.4% of potential users.

7. **Staff Reports**

- a. Fixed Route Monthly Report – Staff reported on the fixed route statistics.
- b. LINK Monthly Report – Mr. Churchill told te Committee that LAVTA paratransit ridership is up 20% while our is flat.

8. **Committee Comments** – None.

9. **Future Agenda Items** – None.

10. **Next Scheduled Meeting** – May 6th at 8:00am at Supervisor Andersen's Office.

11. **Adjournment** – The meeting was adjourned at 9: a.m.

Minutes prepared and submitted by: Anne Muzzini, Director of Planning and Marketing

To: Operations and Scheduling Committee

Date: April 29, 2016

From: Scott Mitchell, Director of Maintenance

Subject: Wave Inductive Charging Installation

Background:

An invitation for bids to install the Wave Charging System has been put on the street April 1st. There were no attendees at the April 15th pre-bid meeting which may, or may not, be an indicator of interest. Bids are due May 13th – after the O&S Committee meeting and in the interest of time, staff would like to take their recommendation for award directly to the May Board meeting.

Recommendation:

Authorize staff to evaluate bids and make a recommendation for award at the May 19th Board meeting.

To: Operations and Scheduling Committee

Date: April 29, 2016

From: Scott Mitchell, Director of Maintenance

Subject: Gillig Option for Replacement Buses

Background:

The MTC Transit Capital Priorities Program included replacement of 31 fixed route buses in the 2014-15 year, however the procurement was delayed to reflect the need to phase a very large procurement – 64 buses were due in 2014. MTC has also provided financial incentives to operators who can defer bus replacements because capital funding in the Bay Area is oversubscribed because of the timing of Muni and BART car replacements. Splitting the 64 bus replacement – 33 in 2015, and 31 in 2016 - also had the advantage of giving us time to spread the cost for the match. FTA Section 5307 and 5339 funds in 216 have been appropriated for the 31 bus purchase.

| | FTA Section 5307 | FTA Section 5339 | Local Match (20%) | Total |
|------------------------------|---------------------|---------------------|----------------------|--------------|
| Total (31) Fixed Route Buses | \$11,091,618 | \$863,162 | \$2,988,695 | \$14,943,475 |

Recommendation:

County Connection has an agreement with Gillig to provide fixed route buses that covers many years and options. Staff would like the Committee to recommend to the full Board that the Director of Maintenance be authorized to execute an option for 31 fixed route replacement buses in an amount not to exceed \$14,943,475.

Agenda Item 7.a

TO: O&S Committee

DATE: April 19, 2016

FROM: Anne Muzzini
Director of Planning & Marketing

SUBJ: Fixed Route Reports

Fixed Route Operating Reports for March 2016

1. Monthly Boarding's Data

The following represent the numbers that are most important to staff in evaluating the performance of the fixed route system.

| <u>Title</u> | FY15-16 | | <u>Annual Goal</u> |
|--------------------------|----------------------|----------------|------------------------|
| | <u>Current Month</u> | <u>YTD Avg</u> | |
| Total Passengers | 342,943 | | |
| Average Weekday | 13,514 | 13,243 | |
| Pass/Rev Hour | 15.8 | 16.2 | Standard Goal > 17.0 |
| Missed Trips | 0.07% | 0.12% | Standard Goal < 0.25% |
| Miles between Road Calls | 61,659 | 37,327 | Standard Goal > 18,000 |

* Based on current standards from updated SRTP

Analysis

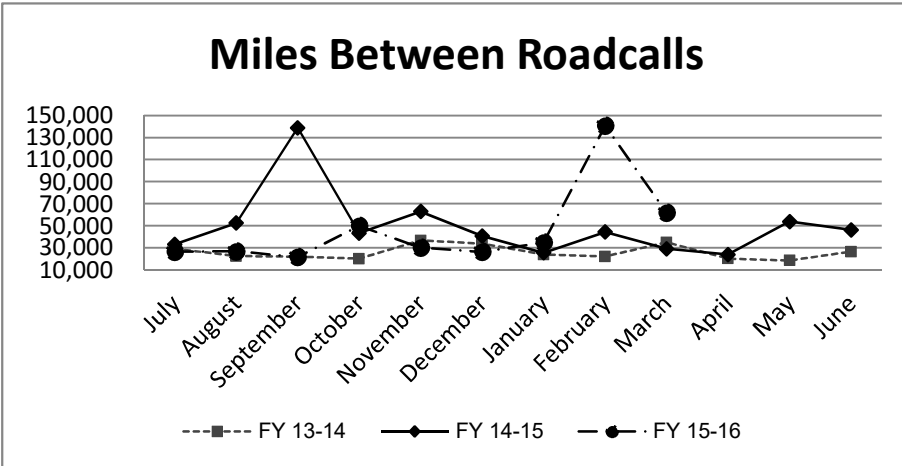
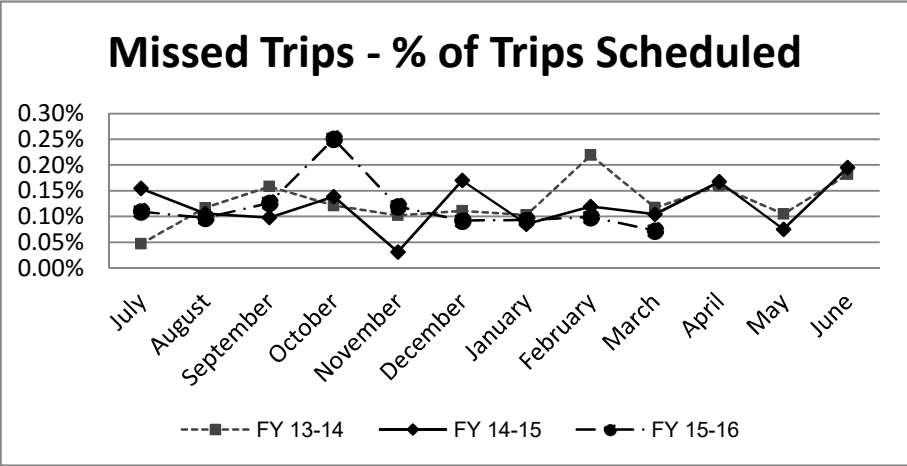
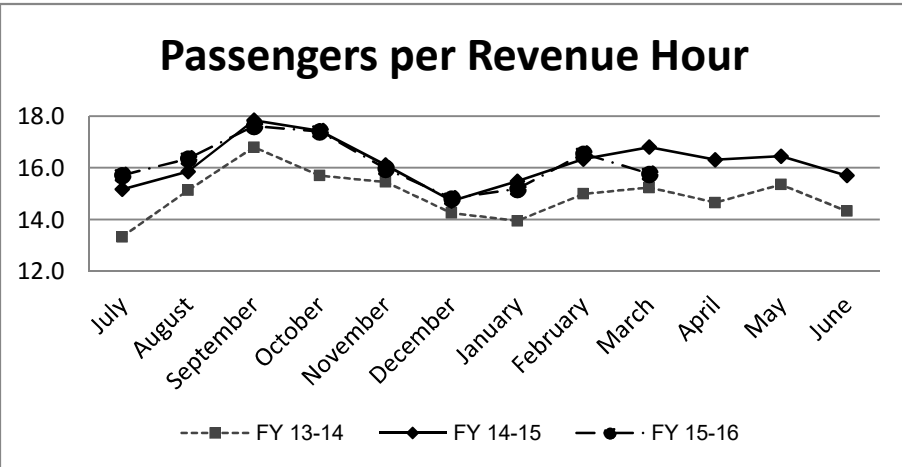
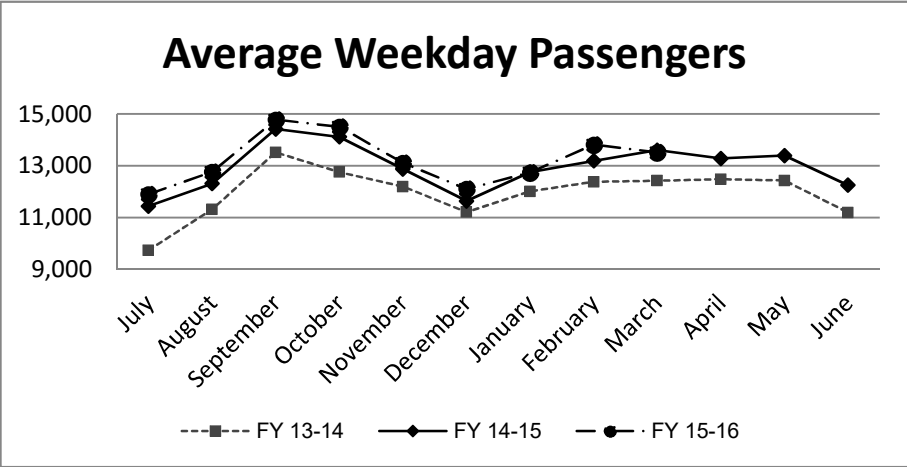
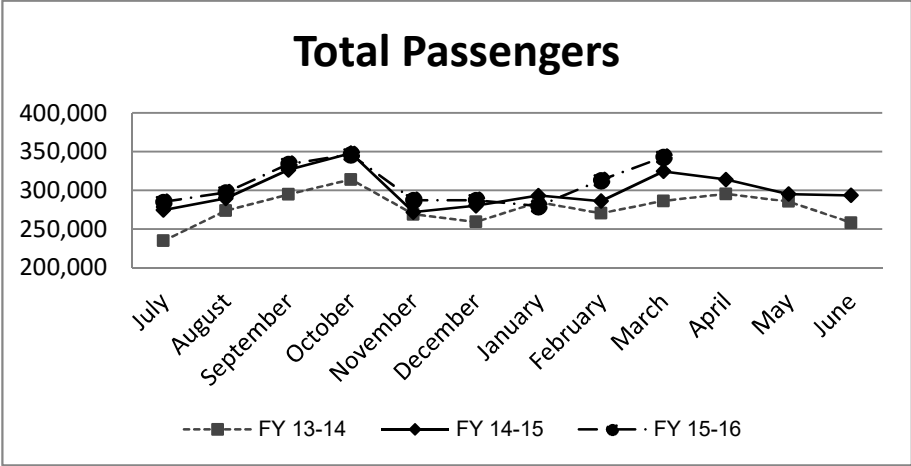
Average weekday ridership was lower in March (13,514 passengers) than February (13,809 passengers) and lower than March 2015 (13,601 passengers).

Passengers per hour in March was 15.8, a decrease from 16.5 in February and lower than March 2015 when passengers per hour was 16.8.

The percentage of missed trips in March was 0.07%. A decrease from the prior month (0.10%). The YTD average is 0.12% missed trips.

The number of miles between roadcalls was 61,659 miles in March, lower than the prior month in which there were 140,724 miles between roadcalls. The 12 month average is 37,327 miles between roadcalls.

Clipper became available to the public on November 1, 2015. Of a total 342,943 passengers in March, 229,413 passengers had the potential to use Clipper card aboard County Connection since 113,530 either used an employee sponsored program or the midday free program. About 15.1% of the 229,413 potential Clipper card users paid using Clipper during this month.



**TRANSPORTATION and MAINTANCE
Operation Data Summary**

| TRANSPORTATION | 2015 March | 2015 April | 2015 May | 2015 June | 2015 July | 2015 August | 2015 September | 2015 October | 2015 November | 2015 December | 2016 January | 2016 February | 2016 March | 12 Month TOTALS |
|--|-----------------------|-----------------------|---------------------|----------------------|----------------------|------------------------|---------------------------|-------------------------|--------------------------|--------------------------|-------------------------|--------------------------|-----------------------|----------------------------|
| Number of Buses | 121 | 121 | 121 | 121 | 121 | 121 | 121 | 121 | 121 | 121 | 121 | 121 | 121 | 121 |
| Totals Hub Miles | 290,280 | 286,806 | 268,656 | 277,094 | 263,736 | 267,969 | 382,316 | 298,627 | 270,457 | 289,472 | 276,517 | 281,448 | 308,293 | 3,471,391 |
| Work Days | 31 | 30 | 30 | 30 | 30 | 31 | 29 | 31 | 29 | 30 | 30 | 29 | 31 | 360 |
| Revenue Hours | 19,308 | 19,244 | 17,947 | 18,564 | 18,130 | 18,167 | 18,958 | 19,892 | 17,989 | 19,382 | 18,407 | 18,913 | 20,963 | 226,555 |
| Operator Pay Hours | 28,673 | 30,028 | 31,669 | 29,628 | 46,304 | 32,140 | 31,527 | 33,769 | 32,289 | 36,049 | 33,665 | 32,164 | 33,459 | 402,692 |
| Number of Operators | 168 | 167 | 165 | 165 | 162 | 172 | 169 | 168 | 174 | 173 | 170 | 175 | 171 | 169 |
| Unscheduled Absences | 342 | 306 | 313 | 280 | 335 | 361 | 394 | 360 | 349 | 328 | 302 | 372 | 399 | 4,099 |
| FT Protection | 32 | 54 | 47 | 30 | 88 | 84 | 90 | 79 | 93 | 34 | 41 | 50 | 56 | 746 |
| Worker Comp. | 86 | 33 | 49 | 57 | 41 | 63 | 115 | 106 | 96 | 115 | 92 | 113 | 115 | 995 |
| Sick leave | 224 | 219 | 217 | 193 | 206 | 214 | 189 | 175 | 160 | 179 | 169 | 209 | 228 | 2,358 |
| Collision Accidents | 0 | 7 | 6 | 6 | 4 | 6 | 8 | 6 | 6 | 7 | 4 | 6 | 4 | 70 |
| Passenger Accidents | 23 | 20 | 9 | 27 | 9 | 22 | 13 | 23 | 22 | 18 | 18 | 17 | 28 | 226 |
| Total Chargeable Collisions | 0 | 4 | 5 | 3 | 1 | 4 | 6 | 3 | 4 | 2 | 3 | 2 | 1 | 38 |
| Chargeable/100K Miles | 0.00 | 1.39 | 1.86 | 1.08 | 0.37 | 1.49 | 1.56 | 1.00 | 1.47 | 0.69 | 1.08 | 0.71 | 0.32 | 1.09 |
| Number of Trips Scheduled | 25,921 | 25,676 | 24,010 | 25,112 | 24,642 | 24,746 | 25,363 | 26,728 | 24,271 | 26,098 | 24,713 | 25,316 | 27,585 | 304,260 |
| Number of Trips Missed | 27 | 43 | 18 | 49 | 27 | 24 | 31 | 67 | 29 | 24 | 23 | 25 | 20 | 380 |
| Of Trips Scheduled - % Missed | 0.10% | 0.17% | 0.07% | 0.20% | 0.11% | 0.10% | 0.12% | 0.25% | 0.12% | 0.09% | 0.09% | 0.10% | 0.07% | 0.12% |
| Of Trips Missed - Mechanical | 21 | 29 | 6 | 17 | 17 | 10 | 15 | 22 | 13 | 13 | 6 | 20 | 11 | 179 |
| On Time Performance % | 85% | 88% | 87% | 88% | 89% | 86% | 83% | 83% | 84% | 85% | 87% | 86% | 87% | 86% |
| MAINTENANCE | | | | | | | | | | | | | | |
| A/C Operative - Avg. % | 100% | 100% | 100% | 100% | 100% | 100% | 100% | 100% | 100% | 100% | 100% | 100% | 100% | 100% |
| Lifts Operative - Ave % | 100% | 100% | 100% | 100% | 100% | 100% | 100% | 100% | 100% | 100% | 100% | 100% | 100% | 100% |
| PM Complete on Schedule | 100% | 100% | 100% | 100% | 100% | 100% | 100% | 100% | 100% | 100% | 100% | 100% | 100% | 100% |
| Total Road Calls | 16 | 24 | 7 | 16 | 16 | 14 | 18 | 15 | 13 | 13 | 9 | 9 | 8 | 162 |
| Road Calls for Mechanical | 10 | 12 | 5 | 6 | 6 | 10 | 13 | 6 | 9 | 11 | 8 | 2 | 5 | 93 |
| Road Calls for Other | 6 | 12 | 2 | 10 | 10 | 4 | 5 | 9 | 4 | 2 | 1 | 7 | 3 | 69 |
| Miles Between Mechanical Road Calls | | | | | | | | | | | | | | |
| Bus Numbers | | | | | | | | | | | | | | |
| 200 - 299 | 24,425 | 25,730 | 25,151 | 11,814 | 25,371 | 24,338 | 27,208 | 27,799 | 22,363 | 20,728 | 12,766 | 31,777 | 13,658 | |
| 300 - 399 | 36,040 | 12,262 | 35,527 | 40,247 | 19,408 | 18,123 | 18,780 | 40,921 | 16,975 | 18,207 | 34,031 | 33,469 | 37,885 | |
| 400 - 499 | 32,620 | 31,988 | 30,852 | 29,310 | 30,970 | 10,104 | 33,573 | 16,703 | 27,877 | 32,089 | 30,229 | 31,018 | 30,646 | |
| 500 - 518 | 27,131 | 55,268 | 17,524 | 26,234 | 47,581 | 52,811 | 25,768 | 52,971 | 52,336 | 17,593 | 15,465 | 41,676 | 7,993 | |
| 900 - 939 | 21,026 | 24,711 | 44,505 | 51,160 | 29,504 | 21,666 | 13,858 | 34,645 | 24,579 | 27,556 | 49,085 | 99,815 | 38,259 | |
| 1300-1309 | 22,234 | 22,276 | 23,841 | 23,799 | 25,670 | 25,981 | 22,163 | 27,502 | 24,339 | 24,796 | 25,593 | 27,046 | 27,284 | |
| 1400-1406 | 15,569 | 15,914 | 11,695 | 5,324 | 6,817 | 11,617 | 13,267 | 12,092 | 11,278 | 12,446 | 14,760 | 15,957 | 6,892 | |
| 1500-1532 | | | | | | | | | | | 1,809 | 690 | 62,265 | |
| Fleet Avg. | 29,028 | 23,901 | 53,731 | 46,182 | 26,374 | 26,797 | 21,717 | 49,771 | 30,051 | 26,316 | 34,724 | 140,724 | 61,659 | 37,327 |
| Maintenance Pay Hours | 4,315 | 4,067 | 4,255 | 4,320 | 4,224 | 4,542 | 4,268 | 3,223 | 3,831 | 4,210 | 4,549 | 4,353 | 4,612 | 50,453 |
| No. Maint. Employees | 25 | 25 | 26 | 26 | 26 | 26 | 26 | 25 | 26 | 27 | 26 | 26 | 26 | 26 |
| Maint. Emps/100K Miles | 9 | 9 | 10 | 9 | 10 | 10 | 7 | 8 | 10 | 9 | 9 | 9 | 8 | 1 |
| Unscheduled Absences | 3 | 3 | 2 | 2 | 4 | 0 | 2 | 7 | 2 | 3 | 1 | 3 | 3 | 3 |

**MONTHLY BOARDINGS
Operations Data Summary**

| Fixed Route Boardings | | Passengers by Revenue Hrs/Miles | | | Service Days | | Fiscal YTD Comparison Passenger Boardings | |
|---|----------------|---------------------------------|------------|-------------|--------------------------|-----------|--|-------------|
| March 2016 - Fixed Route Boardings | 330,507 | Revenue Hours - | March 2016 | 20,963 | Weekdays - Mar16 | 23 | Fiscal 2016 YTD | 2,772,111 |
| | | | March 2015 | 19,308 | Mar15 | 22 | | |
| Special Event - BART Bus Bridge | 12,436 | Revenue Miles - | March 2016 | 229,411 | Saturdays - Mar16 | 4 | Fiscal 2015YTD | 2,694,588 |
| | | | March 2015 | 213,014 | Mar15 | 5 | | |
| March 2016 Total Boardings | 342,943 | Passengers per Mile | | 1.5 | Total Days - 2016 | 31 | YTD Trend | 2.9% |
| March 2015 Total Boardings | 324,307 | Passengers per Hour | | 16.4 | 2015 | 32 | Monthly Trend | 5.7% |

| March 2016 Fixed Route Passenger Total | | | | | | March 2016 Weekday Average | March 2016 Passengers per Revenue Hour |
|--|---|----------------|---------------|--------------|----------------|----------------------------------|--|
| Route | Destination Information | Weekday | Saturday | Sunday | Total | | |
| 1 (1M) | Rossmoor / Shadelands | 8,980 | - | - | 8,980 | 390 | 12.3 |
| 2 | Rudgear / Walnut Creek | 414 | - | - | 414 | 18 | 4.6 |
| 3 | Martinez Community Shuttle | 2,046 | - | - | 2,046 | 89 | 6.1 |
| 4 | Walnut Creek Downtown Shuttle | 18,393 | 2,142 | 1,392 | 21,927 | 800 | 22.6 |
| 5 | Creekside / Walnut Creek | 11,920 | - | - | 11,920 | 518 | 27.8 |
| 6 | Lafayette / Moraga / Orinda | 11,599 | 463 | 289 | 12,351 | 504 | 14.6 |
| 7 | Shadelands / Pleasant Hill / Walnut Creek | 8,540 | - | - | 8,540 | 371 | 17.4 |
| 9 | DVC / Walnut Creek | 12,800 | - | - | 12,800 | 557 | 13.2 |
| 10 | Concord / Clayton Rd | 26,909 | - | - | 26,909 | 1,170 | 24.4 |
| 11 | Treat Blvd / Oak Grove | 7,008 | - | - | 7,008 | 305 | 15.6 |
| 14 | Monument Blvd | 14,620 | - | - | 14,620 | 636 | 16.1 |
| 15 | Treat Boulevard | 11,397 | - | - | 11,397 | 496 | 16.0 |
| 16 | Alhambra Ave / Monument Blvd | 18,656 | - | - | 18,656 | 811 | 15.6 |
| 17 | Olivera/Solano / Salvio / North Concord | 5,987 | - | - | 5,987 | 260 | 14.1 |
| 18 | Amtrak / Merello / Pleasant Hill | 10,246 | - | - | 10,246 | 445 | 14.3 |
| 19 | Amtrak / Pacheco Blvd / Concord | 3,752 | - | - | 3,752 | 163 | 11.8 |
| 20 | DVC / Concord | 26,460 | - | - | 26,460 | 1,150 | 23.1 |
| 21 | Walnut Creek / San Ramon Transit Center | 14,023 | - | - | 14,023 | 610 | 12.0 |
| 25 | Lafayette / Walnut Creek | 1,583 | - | - | 1,583 | 69 | 7.0 |
| 28 | North Concord / Martinez | 7,652 | - | - | 7,652 | 333 | 10.8 |
| 35 | Dougherty Valley | 13,751 | - | - | 13,751 | 598 | 17.9 |
| 36 | San Ramon / Dublin | 6,140 | - | - | 6,140 | 267 | 9.5 |
| 91X | Concord Commuter Express | 1,419 | - | - | 1,419 | 62 | 11.8 |
| 92X | Ace Shuttle Express | 4,729 | - | - | 4,729 | 206 | 19.4 |
| 93X | Kirker Pass Express | 4,656 | - | - | 4,656 | 202 | 14.2 |
| 95X | San Ramon / Danville Express | 4,134 | - | - | 4,134 | 180 | 17.9 |
| 96X | Bishop Ranch Express | 13,131 | - | - | 13,131 | 571 | 16.1 |
| 97X | Bishop Ranch Express | 2,371 | - | - | 2,371 | 103 | 10.3 |
| 98X | Martinez Express | 9,525 | - | - | 9,525 | 414 | 15.6 |
| 250 * | Gael Rail Service | 66 | - | - | 66 | 7 | 0.7 |
| 260 * | Cal State East Bay / Concord Bart | 201 | 17 | 15 | 233 | 14 | 1.8 |
| 301 | Rossmoor / John Muir Medical Center | - | 232 | 131 | 362 | - | 4.8 |
| 310 | Concord Bart / Clayton Rd / Kirker Pass | - | 2,012 | 1,545 | 3,556 | - | 26.1 |
| 311 | Concord / Oak Grove / Treat Blvd / WC | - | 839 | 694 | 1,533 | - | 12.4 |
| 314 | Clayton Rd / Monument Blvd / PH | - | 2,355 | 1,648 | 4,003 | - | 18.0 |
| 315 | Concord / Willow Pass / Landana | - | 240 | 112 | 352 | - | 6.7 |
| 316 | Alhambra / Merello / Pleasant Hill | - | 1,539 | 1,046 | 2,584 | - | 15.7 |
| 320 | DVC / Concord | - | 732 | 491 | 1,224 | - | 12.0 |
| 321 | San Ramon / Walnut Creek | - | 967 | 777 | 1,744 | - | 10.3 |
| Alamo Creek * | Alamo Creek / BART Walnut Creek | 583 | - | - | 583 | 25 | 3.2 |
| 600's | Select Service | 27,143 | - | - | 27,143 | 1,180 | 23.2 |
| TOTALS | | 310,831 | 11,537 | 8,139 | 330,507 | 13,514 | 15.8 |

* Data from Link ** Seasonal Route

Operations Data Summary

MARCH 2016 PRODUCTIVITY

(sorted by Pass / Rev Hr - decending order)

| Route | Destination Information | Total | Wkday Avg | Passenger / Rev Hr |
|---------|---|--------|-----------|--------------------|
| 5 | Creekside / Walnut Creek | 11,920 | 518 | 27.8 |
| 310 | Concord Bart / Clayton Rd / Kirker Pass | 3,556 | - | 26.1 |
| 10 | Concord / Clayton Rd | 26,909 | 1,170 | 24.4 |
| 600's | Select Service | 27,143 | 1,180 | 23.2 |
| 20 | DVC / Concord | 26,460 | 1,150 | 23.1 |
| 4 | Walnut Creek Downtown Shuttle | 21,927 | 800 | 22.6 |
| 92X | Ace Shuttle Express | 4,729 | 206 | 19.4 |
| 314 | Clayton Rd / Monument Blvd / Pleasant Hill | 4,003 | - | 18.0 |
| 35 | Dougherty Valley | 13,751 | 598 | 17.9 |
| 95X | San Ramon / Danville Express | 4,134 | 180 | 17.9 |
| 7 | Shadelands / Pleasant Hill / Walnut Creek | 8,540 | 371 | 17.4 |
| 96X | Bishop Ranch Express | 13,131 | 571 | 16.1 |
| 14 | Monument Blvd | 14,620 | 636 | 16.1 |
| 15 | Treat Boulevard | 11,397 | 496 | 16.0 |
| 316 | Alhambra / Merello / Pleasant Hill | 2,584 | - | 15.7 |
| 16 | Alhambra Ave / Monument Blvd | 18,656 | 811 | 15.6 |
| 11 | Treat Blvd / Oak Grove | 7,008 | 305 | 15.6 |
| 98X | Martinez Express | 9,525 | 414 | 15.6 |
| 6 | Lafayette / Moraga / Orinda / Orinda Village | 12,351 | 504 | 14.6 |
| 18 | Amtrak / Merello / Pleasant Hill | 10,246 | 445 | 14.3 |
| 93X | Kirker Pass Express | 4,656 | 202 | 14.2 |
| 17 | Olivera/Solano / Salvio / North Concord | 5,987 | 260 | 14.1 |
| 9 | DVC / Walnut Creek | 12,800 | 557 | 13.2 |
| 311 | Concord / Oak Grove / Treat Blvd / Walnut Creek | 1,533 | - | 12.4 |
| 1 (IM) | Rossmoor / Shadelands | 8,980 | 390 | 12.3 |
| 21 | Walnut Creek / San Ramon Transit Center | 14,023 | 610 | 12.0 |
| 320 | DVC / Concord | 1,224 | - | 12.0 |
| 19 | Amtrak / Pacheco Blvd / Concord | 3,752 | 163 | 11.8 |
| 91X | Concord Commuter Express | 1,419 | 62 | 11.8 |
| 28 | North Concord / Martinez | 7,652 | 333 | 10.8 |
| 321 | San Ramon / Walnut Creek | 1,744 | - | 10.3 |
| 97X | Bishop Ranch Express | 2,371 | 103 | 10.3 |
| 36 | San Ramon / Dublin | 6,140 | 267 | 9.5 |
| 25 | Lafayette / Walnut Creek | 1,583 | 69 | 7.0 |
| 315 | Concord / Willow Pass / Landana | 352 | - | 6.7 |
| 3 | Martinez Community Shuttle | 2,046 | 89 | 6.1 |
| 301 | Rossmoor / John Muir Medical Center | 362 | - | 4.8 |
| 2 | Rudgear / Walnut Creek | 414 | 18 | 4.6 |
| Alamo * | Alamo Creek / BART Walnut Creek | 583 | 25 | 3.2 |
| 260 * | Cal State East Bay / Concord Bart | 233 | 14 | 1.8 |
| 250 * | Gael Rail Service | 66 | 7 | 0.7 |

NOTE: * Data comes from Link Operators ** These are seasonal routes

Operations Data Summary

AVERAGE WEEKDAY BOARDINGS TREND

| Route | Destination Information | Mar-15 | Apr-15 | May-15 | Jun-15 | Jul-15 | Aug-15 | Sep-15 | Oct-15 | Nov-15 | Dec-15 | Jan-16 | Feb-16 | Mar-16 |
|---------------|---|---------------|---------------|---------------|---------------|---------------|---------------|---------------|---------------|---------------|---------------|---------------|---------------|---------------|
| | | 22 Days | 22 Days | 20 Days | 22 Days | 22 Days | 21 Days | 21 Days | 22 Days | 20 Days | 22 Days | 20 Days | 21 Days | 23 Days |
| 1 (IM) | Rossmoor / Shadelands | 360 | 346 | 331 | 318 | 342 | 341 | 371 | 380 | 331 | 332 | 340 | 385 | 390 |
| 2 | Rudgear / Walnut Creek | 23 | 20 | 21 | 21 | 18 | 17 | 23 | 17 | 23 | 18 | 16 | 18 | 18 |
| 3 | Martinez Community Shuttle | - | - | - | - | - | 32 | 84 | 90 | 84 | 85 | 88 | 101 | 89 |
| 4 | Walnut Creek Downtown Shuttle | 825 | 861 | 869 | 887 | 917 | 895 | 855 | 814 | 795 | 826 | 769 | 820 | 800 |
| 4H ** | Walnut Creek Extended Holiday Shuttle | - | - | - | - | - | - | - | - | 2 | 21 | | | |
| 5 | Creekside / Walnut Creek | 375 | 372 | 386 | 397 | 415 | 463 | 517 | 525 | 512 | 446 | 500 | 516 | 518 |
| 6 | Lafayette / Moraga / Orinda | 489 | 478 | 448 | 347 | 354 | 388 | 554 | 541 | 482 | 393 | 493 | 504 | 504 |
| 7 | Shadelands / Pleasant Hill / Walnut Creek | 232 | 280 | 298 | 306 | 320 | 341 | 364 | 363 | 330 | 282 | 334 | 341 | 371 |
| 9 | DVC / Walnut Creek | 556 | 532 | 540 | 509 | 576 | 599 | 661 | 635 | 582 | 527 | 529 | 604 | 557 |
| 10 | Concord / Clayton Rd | 1,238 | 1,181 | 1,220 | 1,128 | 1,113 | 1,159 | 1,301 | 1,265 | 1,159 | 1,109 | 1,096 | 1,207 | 1,170 |
| 11 | Treat Blvd / Oak Grove | 313 | 283 | 307 | 296 | 306 | 334 | 365 | 351 | 306 | 282 | 284 | 311 | 305 |
| 14 | Monument Blvd | 644 | 629 | 659 | 655 | 650 | 676 | 689 | 713 | 639 | 593 | 613 | 649 | 636 |
| 15 | Treat Boulevard | 581 | 567 | 610 | 509 | 479 | 522 | 595 | 614 | 526 | 492 | 545 | 580 | 496 |
| 16 | Alhambra Ave / Monument Blvd | 830 | 803 | 822 | 800 | 747 | 783 | 856 | 853 | 776 | 754 | 749 | 833 | 811 |
| 17 | Olivera/Solano / Salvio / North Concord | 290 | 295 | 293 | 287 | 289 | 300 | 316 | 309 | 279 | 260 | 248 | 262 | 260 |
| 18 | Amtrak / Merello / Pleasant Hill | 476 | 457 | 469 | 429 | 456 | 461 | 513 | 522 | 455 | 408 | 400 | 454 | 445 |
| 19 | Amtrak / Pacheco Blvd / Concord | 158 | 154 | 159 | 169 | 192 | 182 | 171 | 170 | 153 | 151 | 143 | 162 | 163 |
| 20 | DVC / Concord | 1,291 | 1,203 | 1,152 | 1,029 | 1,068 | 1,222 | 1,381 | 1,305 | 1,187 | 995 | 926 | 1,238 | 1,150 |
| 21 | Walnut Creek / San Ramon Transit Center | 642 | 643 | 626 | 598 | 589 | 596 | 643 | 643 | 618 | 572 | 594 | 612 | 610 |
| 25 | Lafayette / Walnut Creek | 78 | 70 | 68 | 69 | 71 | 62 | 78 | 63 | 62 | 66 | 69 | 86 | 69 |
| 28 | North Concord / Martinez | 342 | 314 | 329 | 298 | 318 | 334 | 366 | 344 | 317 | 289 | 279 | 307 | 333 |
| 35 | Dougherty Valley | 569 | 554 | 563 | 557 | 539 | 562 | 626 | 623 | 564 | 508 | 537 | 585 | 598 |
| 36 | San Ramon / Dublin | 265 | 271 | 274 | 246 | 265 | 278 | 300 | 295 | 251 | 254 | 264 | 285 | 267 |
| 91X | Concord Commuter Express | 73 | 73 | 64 | 73 | 72 | 77 | 75 | 73 | 64 | 55 | 64 | 58 | 62 |
| 92X | Ace Shuttle Express | 204 | 196 | 201 | 215 | 227 | 228 | 232 | 215 | 206 | 175 | 211 | 210 | 206 |
| 93X | Kirker Pass Express | 227 | 223 | 222 | 221 | 215 | 185 | 199 | 190 | 176 | 175 | 185 | 194 | 202 |
| 95X | San Ramon / Danville Express | 173 | 183 | 172 | 168 | 173 | 189 | 189 | 197 | 180 | 170 | 179 | 188 | 180 |
| 96X | Bishop Ranch Express | 570 | 543 | 542 | 565 | 578 | 568 | 578 | 560 | 509 | 502 | 557 | 565 | 571 |
| 97X | Bishop Ranch Express | 112 | 110 | 120 | 115 | 110 | 96 | 107 | 105 | 103 | 90 | 100 | 87 | 103 |
| 98X | Martinez Express | 446 | 441 | 424 | 401 | 418 | 436 | 458 | 456 | 413 | 399 | 387 | 420 | 414 |
| 250 * | St Mary's College Gael Rail Shuttle | 11 | 13 | 14 | - | - | 5 | 14 | 7 | 5 | 3 | 7 | 6 | 7 |
| 260 * | Cal State East Bay / Concord Bart | 12 | 16 | 14 | 9 | 7 | 5 | 6 | 27 | 25 | 15 | 17 | 17 | 14 |
| ALAMO * | Alamo Creek / BART Walnut Creek | 16 | 16 | 16 | 18 | 17 | 20 | 21 | 20 | 21 | 20 | 20 | 19 | 25 |
| 600's | Select Service | 1,191 | 1,162 | 1,171 | 613 | 60 | 408 | 1,274 | 1,222 | 976 | 845 | 1,202 | 1,190 | 1,180 |
| TOTALS | | 13,601 | 13,276 | 13,392 | 12,249 | 11,899 | 12,761 | 14,768 | 14,496 | 13,105 | 12,099 | 12,735 | 13,809 | 13,514 |

NOTE: * Data comes from Link Operators ** These are seasonal routes

Operations Data Summary

AVERAGE WEEKEND BOARDINGS TREND

| SATURDAY | | Mar-15 | Apr-15 | May-15 | Jun-15 | Jul-15 | Aug-15 | Sep-15 | Oct-15 | Nov-15 | Dec-15 | Jan-16 | Feb-16 | Mar-16 |
|---------------|---|--------------|--------------|--------------|--------------|--------------|--------------|--------------|--------------|--------------|--------------|--------------|--------------|--------------|
| Route | Destination Information | 4 Days | 4 Days | 5 Days | 4 Days | 4 Days | 5 Days | 4 Days | 5 Days | 4 Days | 4 Days | 5 Days | 4 Days | 4 Days |
| 4 | Walnut Creek Downtown Shuttle | 624 | 596 | 565 | 591 | 584 | 541 | 530 | 559 | 566 | 591 | 455 | 555 | 535 |
| 4H ** | Walnut Creek Extended Holiday Shuttle | - | - | - | - | - | - | - | - | 9 | 73 | - | - | - |
| 6 | Lafayette / Moraga / Orinda | 163 | 134 | 112 | 71 | 88 | 86 | 165 | 171 | 149 | 90 | 127 | 151 | 116 |
| 250 * | St Mary's College Gael Rail Shuttle | 27 | 29 | 19 | - | - | 3 | 36 | 25 | 20 | 4 | 22 | 22 | 4 |
| 301 | Rossmoor / John Muir Medical Center | 99 | 85 | 84 | 78 | 80 | 81 | 74 | 75 | 60 | 58 | 51 | 61 | 58 |
| 310 | Concord Bart / Clayton Rd / Kirker Pass | 492 | 499 | 476 | 496 | 577 | 511 | 562 | 605 | 558 | 529 | 504 | 539 | 503 |
| 311 | Concord / Oak Grove / Treat Blvd / WC | 229 | 260 | 256 | 221 | 248 | 254 | 282 | 268 | 246 | 265 | 216 | 251 | 210 |
| 314 | Clayton Rd / Monument Blvd / PH | 670 | 658 | 677 | 681 | 770 | 766 | 710 | 708 | 725 | 707 | 572 | 695 | 589 |
| 315 | Concord / Willow Pass / Landana | 66 | 62 | 64 | 80 | 74 | 67 | 64 | 77 | 71 | 60 | 54 | 87 | 60 |
| 316 | Alhambra / Merello / Pleasant Hill | 373 | 394 | 363 | 394 | 349 | 402 | 397 | 406 | 369 | 330 | 291 | 343 | 385 |
| 320 | DVC / Concord | 249 | 233 | 232 | 218 | 280 | 262 | 289 | 237 | 232 | 202 | 184 | 230 | 183 |
| 321 | San Ramon / Walnut Creek | 275 | 282 | 286 | 298 | 271 | 260 | 262 | 286 | 286 | 252 | 245 | 268 | 242 |
| TOTALS | | 3,267 | 3,232 | 3,131 | 3,127 | 3,321 | 3,232 | 3,370 | 3,418 | 3,291 | 3,162 | 2,718 | 3,201 | 2,884 |

| SUNDAY | | Mar-15 | Apr-15 | May-15 | Jun-15 | Jul-15 | Aug-15 | Sep-15 | Oct-15 | Nov-15 | Dec-15 | Jan-16 | Feb-16 | Mar-16 |
|---------------|---|--------------|--------------|--------------|--------------|--------------|--------------|--------------|--------------|--------------|--------------|--------------|--------------|--------------|
| Route | Destination Information | 5 Days | 4 Days | 5 Days | 4 Days | 4 Days | 5 Days | 4 Days | 4 Days | 5 Days | 4 Days | 5 Days | 4 Days | 4 Days |
| 4 | Walnut Creek Downtown Shuttle | 454 | 389 | 402 | 410 | 421 | 432 | 391 | 433 | 384 | 379 | 422 | 493 | 348 |
| 6 | Lafayette / Moraga / Orinda | 94 | 93 | 80 | 56 | 85 | 81 | 136 | 111 | 118 | 59 | 119 | 125 | 72 |
| 250 * | St Mary's College Gael Rail Shuttle | 17 | 20 | 14 | - | - | 1 | 14 | 12 | 15 | 4 | 11 | 14 | 4 |
| 301 | Rossmoor / John Muir Medical Center | 52 | 79 | 52 | 72 | 88 | 84 | 60 | 56 | 45 | 40 | 25 | 38 | 33 |
| 310 | Concord Bart / Clayton Rd / Kirker Pass | 414 | 346 | 429 | 437 | 382 | 472 | 482 | 432 | 445 | 398 | 406 | 440 | 386 |
| 311 | Concord / Oak Grove / Treat Blvd / WC | 190 | 180 | 177 | 194 | 206 | 212 | 189 | 206 | 184 | 154 | 177 | 208 | 174 |
| 314 | Clayton Rd / Monument Blvd / PH | 507 | 473 | 487 | 500 | 496 | 552 | 523 | 501 | 495 | 466 | 462 | 539 | 412 |
| 315 | Concord / Willow Pass / Landana | 40 | 39 | 46 | 50 | 50 | 61 | 43 | 59 | 52 | 42 | 46 | 47 | 28 |
| 316 | Alhambra / Merello / Pleasant Hill | 256 | 245 | 270 | 283 | 309 | 297 | 354 | 317 | 237 | 239 | 233 | 281 | 261 |
| 320 | DVC / Concord | 163 | 154 | 155 | 153 | 202 | 183 | 161 | 186 | 187 | 131 | 152 | 158 | 123 |
| 321 | San Ramon / Walnut Creek | 215 | 216 | 225 | 201 | 220 | 214 | 230 | 242 | 226 | 172 | 197 | 198 | 194 |
| TOTALS | | 2,401 | 2,233 | 2,333 | 2,356 | 2,458 | 2,590 | 2,581 | 2,554 | 2,387 | 2,085 | 2,250 | 2,540 | 2,035 |

NOTE: * Data comes from Link Operators ** These are seasonal routes

Route Description Summary

| Route # | Description |
|---------|---|
| 1 (IM) | Rossmoor Shopping Center, Tice Valley Blvd, Boulevard Wy, Oakland Blvd, Trinity Ave , BART Walnut Creek, Ygnacio Valley, Montego, John Muir Medical Center, N Wiget Ln, Shadelands Office Park (Added Svc: IM = BART Walnut Creek, Ygnacio Valley, Montego, John Muir Medical Center, Marchbanks) |
| 2 | Rudgear Rd, Stewart Ave, Trotter Wy, Dapplegray Rd, Palmer Rd, Mountain View Blvd, San Miguel Dr, N & S California Blvd, BART Walnut Creek |
| 3 | Amtrak, Marina Vista Ave, Berrelessa St, Alhambra Ave, D St, Estudillo St, Vista Way, Pine St, Center Ave, Morello Ave, Arnold Dr, Howe Rd, Terrace Way, Shell Ave, Green St, Court St. |
| 4 | BART Walnut Creek, N California Blvd, Locust St, Mt Diablo Blvd, Broadway Plaza, S Main St, Pringle Ave |
| 4H | Walnut Creek Extended Holiday Service (November 27 thru December 31) |
| 5 | BART Walnut Creek, Rivieria Ave, Parkside Dr, N Civic Dr, N Broadway, Lincoln Ave, Mt Pisgah St, S Main St, Creekside Dr |
| 6 | BART Orinda, Orinda Village, Orinda Wy, Moraga Wy, Moraga Rd, St Marys Rd, St Mary's College, Mt Diablo Blvd, BART Lafayette |
| 7 | BART Pleasant Hill, Treat Blvd, Bancroft Rd, Ygnacio Valley Rd, Shadelands Office Park, Marchbanks, BART Walnut Creek, Riviera Ave, Buena Vista, Geary Rd |
| 9 | DVC, Contra Costa Blvd, Ellinwood Wy, JFK University, Gregory Ln, Cleaveland Rd, Boyd Rd, W Hookston Rd, Patterson Blvd, Oak Park Blvd, Coggins Dr, BART Pleasant Hill, N Main St, N California Blvd, BART Walnut Creek |
| 10 | BART Concord, Clayton Rd, Center St, Marsh Creek Rd |
| 11 | BART Concord, Port Chicago Highway, Salvio St, Mira Vista Terrace, Fry Wy, Clayton Rd, Market St, Meadow Ln, Oak Grove Rd, Treat Blvd, BART Pleasant Hill |
| 14 | BART Concord, Oak St, Laguna St, Detroit Ave, Monument Blvd, Mohr Ln, David Ave, Bancroft Rd, Treat Blvd, BART Pleasant Hill |
| 15 | BART Concord, Port Chicago Highway, Salvio St, Parkside Dr, Willow Pass Rd, Landana Dr, West St, Clayton Rd, Treat Blvd, BART Pleasant Hill, Oak Rd, N Civic Dr, Ygnacio Valley Rd, BART Walnut Creek |
| 16 | BART Concord, Oak St, Galindo St, Monument Blvd, Crescent Plaza, Cleaveland Rd, Gregory Ln, Pleasant Hill Rd, Alhambra Ave, Berrellesa St, Escobar St, Court St, Martinez Amtrak |
| 17 | BART Concord, Grant St, East St, Solano Wy, Olivera Rd, Port Chicago Highway, BART North Concord |
| 18 | BART Pleasant Hill, Oak Rd, Buskirk Ave, Crescent Plaza, Gregory Ln, Pleasant Hill Rd, Taylor Blvd, Morello Ave, Viking Dr, Contra Costa Blvd, DVC, Old Quarry Rd, Pacheco Blvd, Muir Rd, Arnold Dr, Morello, Pacheco Blvd, Martinez Amtrak |
| 19 | BART Concord, Galindo St, Concord Ave, Bisso Ln, Stanwell Dr, John Glenn Dr, Galaxy Wy, Diamond Blvd, Contra Costa Blvd, Pacheco Blvd, Martinez Amtrak |
| 20 | BART Concord, Grant St, Concord Blvd, Clayton Rd, Gateway Blvd, Willow Pass Rd, Sun Valley Blvd, Golf Club Rd, DVC |
| 21 | BART Walnut Creek, N & S California Blvd, Newell Ave, S Main St, Danville Blvd, Railroad Ave, San Ramon Valley Blvd, Danville Park & Ride, Camino Ramon, Fostoria Wy, San Ramon Transit Center |
| 25 | BART Lafayette, Mt Diablo Blvd, Highway 24, Highway 680, BART Walnut Creek |
| 28 | BART North Concord, Port Chicago Highway, Bates Ave, Commercial Cir, Pike Ln, Arnold Industrial Wy, Marsh Dr, Contra Costa Blvd, Chilpancinco Pkwy, Old Quarry Rd, DVC, Highway 680, Highway 4, Center Ave, VA Clinic, Howe Rd, Pacheco Blvd, Martinez Amtrak |
| 35 | BART Dublin, Dublin Blvd, Dougherty Rd, Bollinger Canyon Rd, E Branch Pkwy, Windemere Pkwy, Sunset Dr, Bishop Dr, Executive Pkwy, San Ramon Transit Center |
| 36 | BART Dublin, Dublin Blvd, Village Pkwy, Alcosta Blvd, Fircrest Ln, San Ramon Valley Blvd, Tareyton Ave, Bollinger Canyon Rd, Crow Canyon Rd, Executive Pkwy, San Ramon Transit Center |
| 91X | BART Concord, Galindo St, Concord Ave, John Glenn Dr, Galaxy Wy, Chevron, Diamond Blvd, Willow Pass Rd, Gateway Blvd, Clayton Rd, Oak St |
| 92X | Shadelands Office Park, Ygnacio Valley Rd, Highway 680, Danville Park & Ride, Crow Canyon Rd, Bishop Ranch 15, San Ramon Transit Center, Camino Ramon, ATT, Sunset Dr, Chevron, Ace Train Station Pleasanton |
| 93X | BART Walnut Creek, Ygnacio Valley Rd, Shadelands Office Park, Oak Grove Rd, Kirker Pass Rode, Railroad Ave, Buchanan Rd, Somersville Rd, Fairview Dr, Delta Fair Blvd, Highway 4, Hillcrest Park & Ride |
| 95X | BART Walnut Creek, Highway 680, Crow Canyon Pl, Fostoria Wy, Camino Ramon, San Ramon Transit Center |
| 96X | BART Walnut Creek, Highway 680, Chevron, Bishop Ranch 1, Bishop Ranch 3, Bishop Ranch 6, San Ramon Transit Center, Bishop Ranch 15, Annabel Ln, Bishop Ranch 8, Bishop Dr, Sunset Dr |
| 97X | BART Dublin, Highway 680, Highway 580, Chevron, Bishop Ranch 1, Bishop Ranch 3, Bishop Ranch 6, San Ramon Transit Center, Bishop Ranch 15, Annabel Ln, Bishop Ranch 8, Bishop Dr, Sunset Dr |
| 98X | BART Walnut Creek, N Main St, Highway 680, Sun Valley Blvd, Contra Costa Blvd, Concord Ave, Diamond Blvd., Highway 680, Highway 4, Alhambra Ave, Berrellesa St, Escobar St, Court St, Martinez Amtrak |
| 250 | St Mary's College, St Marys Rd, Moraga Rd, Mt Diablo Blvd, BART Lafayette |

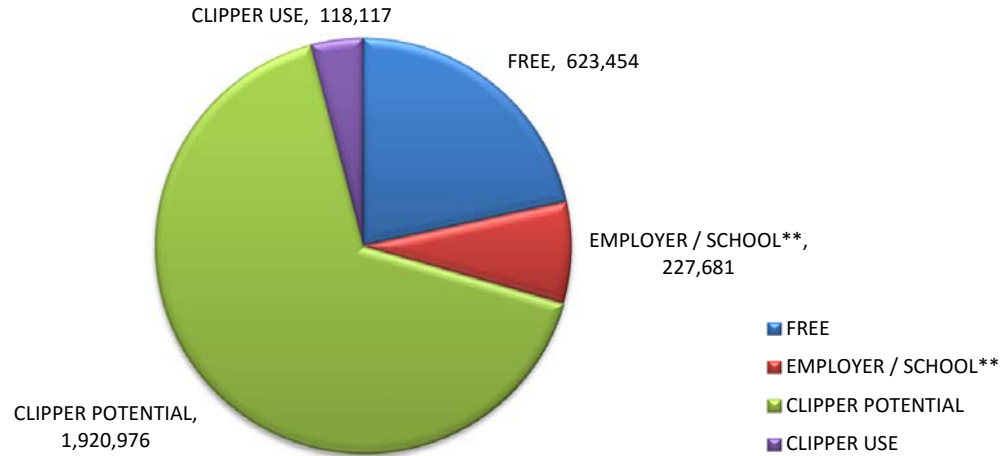
Route Description Summary

| Route # | Description |
|---------|-----------------------------------|
| 260 | Cal State, East Bay, Concord Bart |

Route Description Summary

| Route # | Description |
|----------------------------|---|
| 301 | Rossmoor Shopping Center, Tice Valley Blvd, Boulevard Wy, Oakland Blvd, Trinity Ave , BART Walnut Creek, Ygnacio Valley, Montego, John Muir Medical Center |
| 310 | Concord Bart, Clayton Rd, Kirker Pass |
| 311 | BART Concord, Port Chicago Highway, Salvio St, Mira Vista Terrace, Fry Wy, Clayton Rd, Market St, Meadow Ln, Oak Grove Rd, Treat Blvd, BART Pleasant Hill |
| 314 | Ayers Rd, Concord Blvd, Kirker Pass Rd, Clayton Rd, BART Concord, Oak St, Laguna St, Detroit Ave, Monument Blvd, Mohr Ln, David Ave, Crescent Plaza, Cleaveland Rd, Gregory Ln, Contra Costa Blvd, DVC |
| 315 | BART Concord, Port Chicago Highway, Salvio St, Parkside Dr, Willow Pass Rd, Landana Dr, West St, Clayton Rd |
| 316 | BART Pleasant Hill, Oak Rd, Buskirk Ave, Crescent Plaza, Gregory Ln, Contra Costa Blvd, Golf Club Rd, DVC, Old Quarry Rd, Pacheco Blvd, Muir Rd, Arnold Dr, Pacheco Blvd, Morrelo Ave, Martinez Amtrak, Berrellesa St, Alhambra Ave |
| 320 | BART Concord, Grant St, Concord Blvd, Clayton Rd, Gateway Blvd, Willow Pass Rd, Diamond Blvd, Concord Ave, Chilpancingo Pkwy, Old Quarry Rd, DVC |
| 321 | BART Walnut Creek, N & S California Blvd, Newell Ave, S Main St, Danville Blvd, Railroad Ave, San Ramon Valley Blvd, Camino Ramon, Fostoria Wy, San Ramon Transit Center- Shops at BR. |
| 601 | N Civic Dr, Parkside Dr, Riveria Ave, BART Walnut Creek, Trinity Ave, Oakland Blvd, Boulevard Wy, Tice Valley Blvd, Meadow Rd, Castle Hill Rd, Danville Blvd, Hillgrade Ave., Crest Ave, Rossmoor Shopping Center |
| 602 | Walnut Blvd, Oro Valley Cir, Mountain View Blvd, Rudgear Rd, Stewart Ave, Trotter Wy, Dapplegray Rd, Palmer Rd, Mountain View Blvd, San Miguel Dr, N & S California Blvd, BART Walnut Creek |
| 603 | Camino Pablo, Moraga Rd, St Marys Rd, St Mary's College, Mt Diablo Blvd, BART Lafayette |
| 605 | N Civic Dr, N Broadway, Lincoln Ave, Mt Pisgah St, Newell Ave, Lilac Dr, S Main St, Creekside Dr |
| 606 | BART Orinda, Orinda Wy, Miner Rd, Honey Hill Rd, Via Las Cruces, Saint Stephens Dr, Orinda Woods Dr, Moraga Wy, Ivy Dr, Moraga Rd, St Marys Rd, St Mary's College, Mt Diablo Blvd, BART Lafayette |
| 608 | VA Clinic, Center Ave, Pacheco Blvd, Contra Costa Blvd, Chilpancingo Pkwy, Old Quarry Rd, DVC |
| 609 | BART Walnut Creek, Ygnacio Valley Rd, Marchbanks Dr, Walnut Ave |
| 610 | BART Concord, Clayton Rd, Ayers Rd, Concord Blvd, Kirkwood Dr, Oakhurst Dr, Center St, Marsh Creek Rd, Mountaire Pkwy, Mountaire Cir |
| 611 | BART Concord, Port Chicago Highway, Salvio St, Mira Vista Terrace, Fry Wy, Clayton Rd, Market St, Meadow Ln, Oak Grove Rd, Treat Blvd, Bancroft Rd, Minert Rd |
| 612 | BART Concord, Clayton Rd, Ayers Rd, Concord Blvd, Kirker Pass Rd, Washington Blvd, Pennsylvania Blvd, Pine Hollow Rd, El Camino Dr, Michigan Blvd |
| 613 | Minert Rd, Oak Grove Rd, Monument Blvd, Detroit Ave, Laguna St, Oak St, BART Concord |
| 614 | BART Concord, Clayton Rd, Michigan Blvd, Pennsylvania Blvd, Pine Hollow Rd, El Camino Dr |
| 615 | Concord Blvd, Landana Dr., Willow Pass Rd., Parkside Dr., Salvio St., East St., clayton Rd., Oakland Ave., Mount Diablo St., BART Concord |
| 616 | Treat Blvd, Bancroft Rd, Minert Rd, Oak Grove Rd, Monument Blvd, San Miguel Rd, Galindo St, Oak St, BART Concord |
| 619 | Minert Rd, Oak Grove Rd, Monument Blvd, Mohr Ln, David Ave, Bancroft Rd, Treat Blvd, BART Pleasant Hill |
| 622 | Pine Valley Rd, Broadmoor Dr, Montevideo Dr, Alcosta Blvd, Crow Canyon Rd, Tassajara Ranch Rd, Camino Tassajara |
| 623 | Danville Blvd, Stone Valley Rd, Green Valley Rd, Diablo Rd, Hartz Ave, San Ramon Valley Blvd, Sycamore Valley Rd, Camino Tassajara, Tassajara Ranch Rd, Crow Canyon Rd, Anabel Ln |
| 625 | Rossmoor Shopping Center, Tice Valley Blvd, Olympic Blvd, Pleasant Hill Rd, Acalanes Ave, Stanley Blvd, Mt Diablo Blvd, BART Lafayette, Happy Valley Rd, Upper Happy Valley Rd, El Nido Ranch Rd, Hidden Valley Rd, Acalanes Rd |
| 626 | St Mary's College, St Marys Rd, Rohrer Dr, Moraga Rd, Mt Diablo Blvd, BART Lafayette, Happy Valley Rd, Upper Happy Valley Rd, El Nido Ranch Rd, Hidden Valley Rd, Acalanes Rd |
| 627 | BART North Concord, Port Chicago Highway, Bates Ave, Mason Cir |
| 635 | Bollinger Canyon Rd, Dougherty Rd, Crow Canyon Rd, Tassajara Ranch Rd, Camino Tassajara, Lusitano St, Charbray St |
| 636 | San Ramon Transit Center, Executive Pkwy, Crow Canyon Rd, Bollinger Canyon Rd, San Ramon Valley Blvd, Broadmoor Dr, Alcosta Blvd, Fircrest Ln, Village Pkwy, Dublin Blvd, BART Dublin |
| 649 | DVC, Galaxy Way / Meridian Park Blvd , BART Concord |
| Alamo Creek Shuttle | Alamo Creek, Monterosso, Ponderosa Colony, BART Walnut Creek |

FY 15-16 YTD Clipper Trend



CLIPPER TREND*

| Month | TOTAL RIDERSHIP | FREE | EMPLOYER / SCHOOL** | CLIPPER POTENTIAL | CLIPPER USE | % OF POTENTIAL |
|--------------------|------------------|----------------|---------------------|-------------------|----------------|----------------|
| Jul-15 | 284,891 | 68,811 | 25,047 | 191,033 | - | |
| Aug-15 | 297,093 | 70,903 | 23,706 | 202,484 | - | |
| Sep-15 | 333,938 | 71,583 | 27,063 | 235,293 | - | |
| Oct-15 | 346,220 | 75,523 | 27,384 | 243,313 | - | |
| Nov-15 | 287,192 | 64,750 | 23,425 | 199,017 | 12,038 | 6.0% |
| Dec-15 | 287,245 | 66,678 | 22,401 | 198,165 | 19,197 | 9.7% |
| Jan-16 | 279,536 | 62,628 | 24,931 | 191,977 | 23,027 | 12.0% |
| Feb-16 | 313,053 | 69,560 | 25,647 | 217,846 | 29,191 | 13.4% |
| Mar-16 | 342,943 | 85,453 | 28,077 | 229,413 | 34,664 | 15.1% |
| Apr-16 | - | - | - | - | - | |
| May-16 | - | - | - | - | - | |
| Jun-16 | - | - | - | - | - | |
| Grand Total | 2,772,111 | 623,454 | 227,681 | 1,920,976 | 118,117 | 6% |

*Clipper implemented 11/01/2015

| | |
|-------------|---------------------|
| FREE | Free / Mid-Day Free |
|-------------|---------------------|

| | |
|--------------------------|---|
| EMPLOYER / SCHOOL | 92X-Ace Train / Bishop Ranch / Chevron, Galaxy, Airport, UFCW Trust (91X) / St Marys / JFKU / COCO / Promo - SYP & CSEB (Rte 260) |
|--------------------------|---|

** Revise in summer months to exclude SYP