

County Connection

2477 Arnold Industrial Way Concord, CA 94520-5326 (925) 676-7500 countyconnection.com

OPERATIONS & SCHEDULING COMMITTEE AGENDA

Friday, July 1, 2016

8:00 a.m.

Supervisor Andersen Office
309 Diablo Rd, Danville, CA

Agenda

1. Approval of Agenda
2. Public Communication
3. Approval of Minutes of May 6, 2016*
4. Maintenance –
 - a. Update on Implementation of Electric Trolley Project
5. Planning and Scheduling
 - a. Verbal Updates
 - i. Real time signage – BART and Waysine
 - ii. Status of Bus on Shoulder Legislation*
 - iii. Status Report on Paratransit and Healthcare*
6. Reports
 - a. Fixed Route Monthly Report*
 - b. LINK Monthly Report*
7. Committee Comments
8. Future Agenda Items
9. Next Scheduled Meeting – August 5th, 2016
10. Adjournment

*Enclosure

FY2015/2016 O&S Committee

Laura Hoffmeister – Concord, Dave Hudson – San Ramon, Candace Andersen – Contra Costa County

Clayton • Concord • Contra Costa County • Danville • Lafayette • Martinez
Moraga • Orinda • Pleasant Hill • San Ramon • Walnut Creek

CENTRAL CONTRA COSTA TRANSIT AUTHORITY

General Information

Public Comment: Each person wishing to address the committee is requested to complete a Speakers Card for submittal to the Committee Chair before the meeting convenes or the applicable agenda item is discussed. Persons who address the Committee are also asked to furnish a copy of any written statement to the Committee Chair. Persons who wish to speak on matters set for Public Hearings will be heard when the Chair calls for comments from the public. After individuals have spoken, the Public Hearing is closed and the matter is subject to discussion and action by the Committee.

A period of thirty (30) minutes has been allocated for public comments concerning items of interest within the subject matter jurisdiction of the Committee. Each individual will be allotted three minutes, which may be extended at the discretion of the Committee Chair.

Consent Items: All matters listed under the Consent Calendar are considered by the committee to be routine and will be enacted by one motion. There will be no separate discussion of these items unless requested by a committee member or a member of the public prior to when the committee votes on the motion to adopt.

Availability of Public Records: All public records relating to an open session item on this agenda, which are not exempt from disclosure pursuant to the California Public Records Act, that are distributed to a majority of the legislative body, will be available for public inspection at 2477 Arnold Industrial Way, Concord, California, at the same time that the public records are distributed or made available to the legislative body. The agenda and enclosures for this meeting are posted also on our website at www.countyconnection.com.

Accessible Public Meetings: Upon request, County Connection will provide written agenda materials in appropriate alternative formats, or disability-related modification or accommodation, including auxiliary aids or services, to enable individuals with disabilities to participate in public meetings. Please send a written request, including your name, mailing address, phone number and brief description of the requested materials and preferred alternative format or auxiliary aid or service so that it is received by County Connection at least 48 hours before the meeting convenes. Requests should be sent to the Lathina Hill, at 2477 Arnold Industrial Way, Concord, CA 94520 or hill@cccta.org.

Shuttle Service: With 24-hour notice, a County Connection LINK shuttle can be available at the nearest BART station for individuals who want to attend the meeting. To arrange for the shuttle service, please call Robert Greenwood – 925/680 2072, no later than 24 hours prior to the start of the meeting.

Currently Scheduled Board and Committee Meetings

Board of Directors:	Thursday, July 21, 9:00 a.m., County Connection Board Room
Administration & Finance:	Wednesday, July 6, 9:00 a.m. 1676 N. California Blvd., S620, Walnut Creek
Advisory Committee:	Tuesday, July 12, 2:00 p.m., County Connection Board Room
Marketing, Planning & Legislative:	Thursday, July 7, 8:30 a.m., 2477 Arnold Industrial Way, Concord
Operations & Scheduling:	Friday, July 1, 8:00 a.m., 309 Diablo Rd, Danville

The above meeting schedules are subject to change. Please check the County Connection Website (www.countyconnection.com) or contact County Connection staff at 925/676-1976 to verify date, time and location prior to attending a meeting.

This agenda is posted on County Connection's Website (www.countyconnection.com) and at the County Connection Administrative Offices, 2477 Arnold Industrial Way, Concord, California

Summary Minutes
Operations & Scheduling Committee
Supervisor Andersen Office
309 Diablo Road, Danville, CA
May 6th, 2016, 8:00 a.m.

Directors: Directors Candace Andersen, Robert Storer, Dave Hudson
Staff: Scott Mitchell, Bill Churchill, Rick Ramacier, Anne Muzzini
Public: None

Call to Order: Meeting called to order at 8:00 a.m. by Director Storer

1. **Approval of Agenda Items:** Agenda was approved.
2. **Public Comment and/or Communication:** None
3. **Approval of O&S Summary Minutes for April, 2016:** Minutes were approved.

4. **Maintenance –**

Bid Results for Wave induction charging at BART

Mr. Mitchell told the Committee that bids for the WAVE system installation were due May 13th and because of a desire to speed the process he asked that staff be allowed to make their recommendation directly to the Board. There was some concern expressed about getting bids because of the size and complexity of the project. The Committee agreed the item should proceed directly to the Board.

Gillig Option for Replacement Buses

Mr. Mitchell explained that our agreement with Gillig included pricing and options for future years and he requested authorization to execute the option for 31 replacement buses. The buses would go on line in 2017 but it's necessary to take action now to secure a place on the build schedule. The Committee supported executing the option for 31 fixed route buses for an amount not to exceed \$14,943,475.

5. **Planning and Scheduling:**

- a. Verbal Updates: Staff provided a brief update on the following topics:
 - i. Expenditure Plan development – The Committee discussed the need for flexibility in the Bus/NonRail paragraph.
 - ii. Clipper Institutional Pass – Ms. Muzzini explained that staff was working with Cubic to implement an institutional pass for Bishop Ranch. The details were discussed.
 - iii. Real Time Signage – Ms Muzzini updated the committee on the implementation timeline for the Waysine project where by 20 signs will be installed around the service area in early June.

6. **Staff Reports**

- a. Fixed Route Monthly Report – Staff reported on the fixed route statistics. The Committee discussed driver training and competitiveness with other jobs.
- b. LINK Monthly Report – Staff reported on the statistics.

7. **Committee Comments** – None.

8. **Future Agenda Items** – None.

9. **Next Scheduled Meeting** – June 3rd at 8:00am at Supervisor Andersen's Office.

10. **Adjournment** – The meeting was adjourned at 9 a.m.

Minutes prepared and submitted by: Anne Muzzini, Director of Planning and Marketing

To: O&S Committee
From: Rick Ramacier
General Manager

Date: June 24, 2016

Reviewed by:

SUBJECT: Bus on Shoulder (BOS) Service Status

Background

As you know, the recently completed Contra Costa Transportation Authority (CCTA) I-680 Transit Improvement & Congestion Relief Study made BOS service in the corridor, one of four key recommendations. The plan assumes that County Connection will operate such a service by building on and improving the services it now provides in the corridor.

To that end, the draft Transportation Expenditure Plan (TEP) contains funding for a BOS project in the I-680 corridor. So, a strong commitment to BOS service in the corridor is emerging. However, before such a service can be implemented, a couple of things need to occur.

First, legislation is required to give County Connection the authority to seek concurrence from the local CHP and Caltrans divisions. Under existing state law and under anticipated changes to state law, a transit operator like County Connection would need to receive the approval of a specific service(s) from the local CHP division as well as the regional Caltrans division before a BOS service could be operated. Current pending legislation could- or could have provided this (AB1746 which County Connection is on record as supporting).

Opposition to legislation authorizing additional BOS services has been expressed by the employee association groups both within the CHP and Caltrans. Thus, concerns about AB1746 have been raised by Senate Transportation Committee Chair, Jim Beall.

Second, because BOS transit service is relatively new to California, many key partners are unfamiliar with just how safe and effective it is. Staff believes we are at a time where we need to proactively inform our key partners as to where BOS has worked, how it is made safe, and why it is a very cost effective approach to use. This information effort should be used to help bolster support for BOS services. As we undertake this effort, we will provide this Committee with updates. And, we will be perhaps calling on select Board members to provide support where it makes sense.

To: O&S Committee
From: Rick Ramacier
General Manager

Date: June 24, 2016

Reviewed by:

SUBJECT: Transportation and Wellness

Background

County Connection has begun an ongoing dialogue with Contra Costa Health Services to examine areas where transportation improvements – large or small-can help people access the health care system in a more timely, rational, and economically advantageous manner. This can build on a similar dialogue that we began with Kaiser in late 2015.

One of the most often cited impediments to individuals attempting to access health care services they may need is a lack of appropriate transportation. The Federal Transit Administration (FTA) has made this issue a priority. And, with the implementation of the Affordable Healthcare Act (ACA), the healthcare care industry recognizes that good transportation access is vital to any successful healthcare program.

As these discussions unfold, staff will provide periodic reports on these important activities. Furthermore, we anticipate returning to this Committee with action requests as warranted.

No action is needed at this time. Staff will briefly elaborate on this memo at your July meeting.

Agenda Item 7.a

TO: O&S Committee

DATE: June 16, 2016

FROM: Anne Muzzini
Director of Planning & Marketing

SUBJ: Fixed Route Reports

Fixed Route Operating Reports for May 2016

1. Monthly Boarding's Data

The following represent the numbers that are most important to staff in evaluating the performance of the fixed route system.

<u>Title</u>	FY15-16		<u>Annual Goal</u>
	<u>Current Month</u>	<u>YTD Avg</u>	
Total Passengers	315,001		
Average Weekday	13,869	13,352	
Pass/Rev Hour	16.5	16.2	Standard Goal > 17.0
Missed Trips	0.07%	0.11%	Standard Goal < 0.25%
Miles between Road Calls	40,299	39,055	Standard Goal > 18,000

* Based on current standards from updated SRTP

Analysis

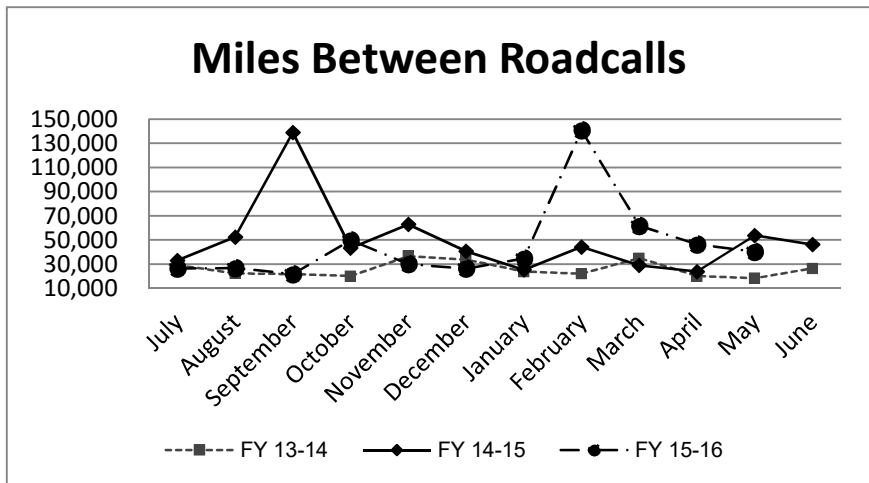
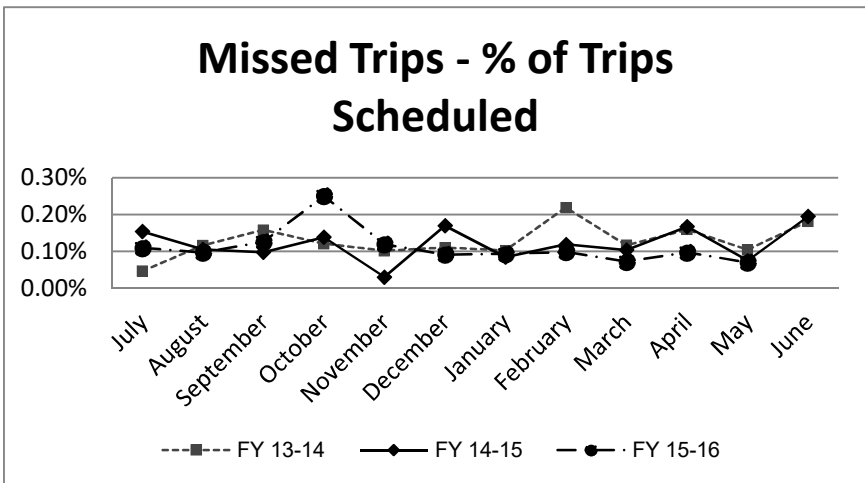
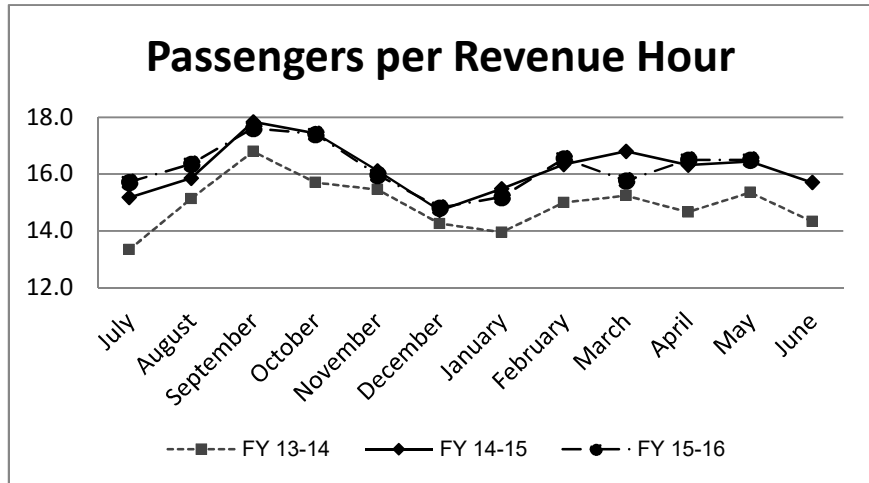
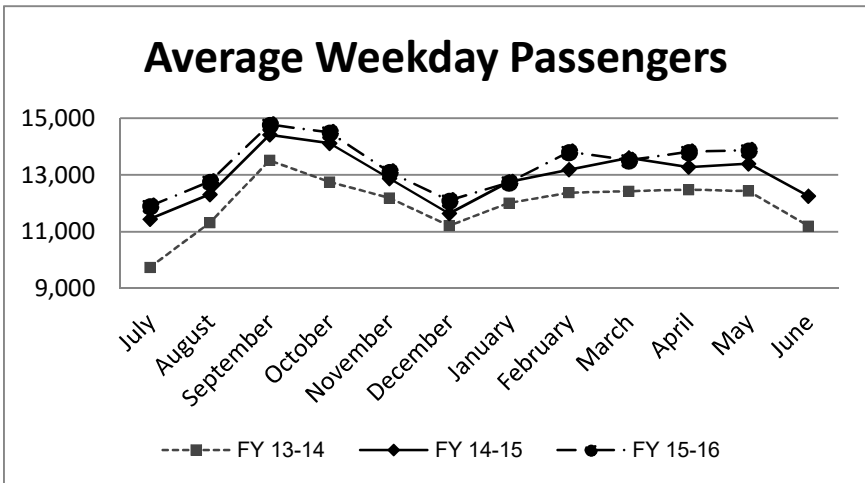
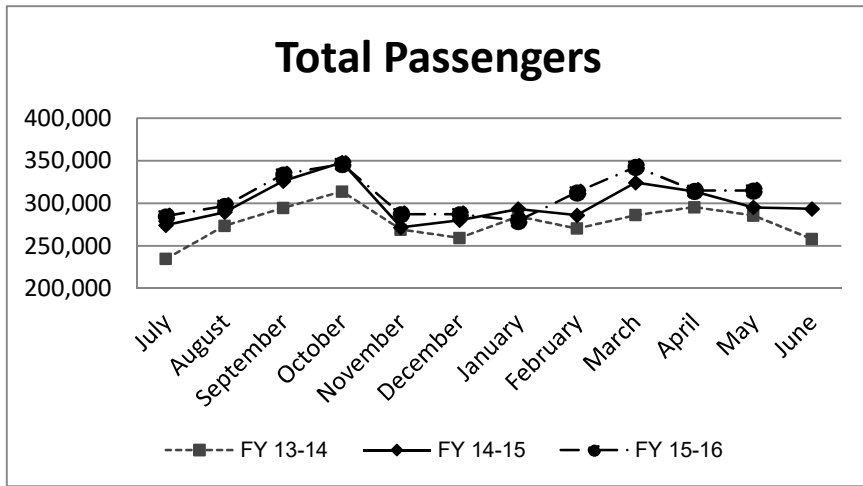
Average weekday ridership was higher in May (13,869 passengers) than April (13,812 passengers) and higher than May 2015 (13,392 passengers).

Passengers per hour in May was 16.5, which is equal to 16.5 in April and slightly higher than May 2015 when passengers per hour was 16.4.

The percentage of missed trips in May was 0.07%. An decrease from the prior month (0.10%). The YTD average is 0.11% missed trips.

The number of miles between roadcalls was 40,299 miles in May, lower than the prior month in which there were 46,311 miles between roadcalls. The 12 month average is 39,055 miles between roadcalls.

Clipper became available to the public on November 1, 2015. Of a total 315,001 passengers in May, 216,919 passengers had the potential to use a Clipper card aboard County Connection since 98,082 either used an employee sponsored program or the midday free program. About 15.9% of the 216,919 potential Clipper card users paid using Clipper during this month.



**TRANSPORTATION and MAINTANCE
Operation Data Summary**

TRANSPORTATION	2015 May	2015 June	2015 July	2015 August	2015 September	2015 October	2015 November	2015 December	2016 January	2016 February	2016 March	2016 April	2016 May	12 Month TOTALS
Number of Buses	121	121	121	121	121	121	121	121	121	121	121	121	121	121
Totals Hub Miles	268,656	277,094	263,736	267,969	382,316	298,627	270,457	289,472	276,517	281,448	308,293	277,867	282,096	3,475,892
Work Days	30	30	30	31	29	31	29	30	30	29	31	30	30	360
Revenue Hours	17,947	18,564	18,130	18,167	18,958	19,892	17,989	19,382	18,407	18,913	20,963	19,081	19,080	227,525
Operator Pay Hours	31,669	29,628	46,304	32,140	31,527	33,769	32,289	36,049	33,665	32,164	33,459	31,459	33,045	405,499
Number of Operators	165	165	162	172	169	168	174	173	170	175	171	176	165	170
Unscheduled Absences	313	280	335	361	394	360	349	328	302	372	399	354	278	4,112
FT Protection	47	30	88	84	90	79	93	34	41	50	56	52	37	734
Worker Comp.	49	57	41	63	115	106	96	115	92	113	115	93	82	1,088
Sick leave	217	193	206	214	189	175	160	179	169	209	228	209	159	2,290
Collision Accidents	6	6	4	6	8	6	6	7	4	6	4	7	7	71
Passenger Accidents	9	27	9	22	13	23	22	18	18	17	28	15	13	225
Total Chargeable Collisions	5	3	1	4	6	3	4	2	3	2	1	1	3	33
Chargeable/100K Miles	1.86	1.08	0.37	1.49	1.56	1.00	1.47	0.69	1.08	0.71	0.32	0.35	1.06	0.94
Number of Trips Scheduled	24,010	25,112	24,642	24,746	25,363	26,728	24,271	26,098	24,713	25,316	27,585	25,617	25,617	305,808
Number of Trips Missed	18	49	27	24	31	67	29	24	23	25	20	25	18	362
Of Trips Scheduled - % Missed	0.07%	0.20%	0.11%	0.10%	0.12%	0.25%	0.12%	0.09%	0.09%	0.10%	0.07%	0.10%	0.07%	0.12%
Of Trips Missed - Mechanical	6	17	17	10	15	22	13	13	6	20	11	9	13	166
On Time Performance %	87%	88%	89%	86%	83%	83%	84%	85%	87%	86%	87%	87%	85%	86%
MAINTENANCE														
A/C Operative - Avg. %	100%	100%	100%	100%	100%	100%	100%	100%	100%	100%	100%	100%	100%	100%
Lifts Operative - Ave %	100%	100%	100%	100%	100%	100%	100%	100%	100%	100%	100%	100%	100%	100%
PM Complete on Schedule	100%	100%	100%	100%	100%	100%	100%	100%	100%	100%	100%	100%	100%	100%
Total Road Calls	7	16	16	14	18	15	13	13	9	9	8	11	13	155
Road Calls for Mechanical	5	6	6	10	13	6	9	11	8	2	5	6	7	89
Road Calls for Other	2	10	10	4	5	9	4	2	1	7	3	5	6	66
Miles Between Mechanical Road Calls														
Bus Numbers														
200 - 299	25,151	11,814	25,371	24,338	27,208	27,799	22,363	20,728	12,766	31,777	13,658	N/A	N/A	
300 - 399	35,527	40,247	19,408	18,123	18,780	40,921	16,975	18,207	34,031	33,469	37,885	33,962	17,770	
400 - 499	30,852	29,310	30,970	10,104	33,573	16,703	27,877	32,089	30,229	31,018	30,646	25,744	27,994	
500 - 518	17,524	26,234	47,581	52,811	25,768	52,971	52,336	17,593	15,465	41,676	7,993	N/A	N/A	
900 - 939	44,505	51,160	29,504	21,666	13,858	34,645	24,579	27,556	49,085	99,815	38,259	24,175	23,577	
1300-1309	23,841	23,799	25,670	25,981	22,163	27,502	24,339	24,796	25,593	27,046	27,284	22,245	23,462	
1400-1406	11,695	5,324	6,817	11,617	13,267	12,092	11,278	12,446	14,760	15,957	6,892	13,486	12,032	
1500-1532									1,809	690	62,265	85,732	88,761	
Fleet Avg.	53,731	46,182	26,374	26,797	21,717	49,771	30,051	26,316	34,724	140,724	61,659	46,311	40,299	39,055
Maintenance Pay Hours	4,255	4,320	4,224	4,542	4,268	3,223	3,831	4,210	4,549	4,353	4,612	4,565	4,718	51,414
No. Maint. Employees	26	26	26	26	26	25	26	27	26	26	26	27	27	26
Maint. Emps/100K Miles	10	9	10	10	7	8	10	9	9	9	8	10	10	1
Unscheduled Absences	2	2	4	0	2	7	2	3	1	3	3	2	4	3

Note: Some statistics may not be available (n/a) at this time. These will be brought current in future reports.

**MONTHLY BOARDINGS
Operations Data Summary**

Fixed Route Boardings		Passengers by Revenue Hrs/Miles			Service Days		Fiscal YTD Comparison Passenger Boardings	
May 2016 - Fixed Route Boardings	314,828	Revenue Hours -	May 2016	19,080	Weekdays - May16	21	Fiscal 2016 YTD	3,401,934
			May 2015	17,947	May15	20		
Special Event	173	Revenue Miles -	May 2016	206,794	Saturdays - May16	4	Fiscal 2015YTD	3,303,675
			May 2015	196,489	May15	5		
					Sundays - May16	5		
					May15	5		
May 2016 Total Boardings	315,001	Passengers per Mile		1.5	Total Days - 2016	30	YTD Trend	3.0%
May 2015 Total Boardings	295,159	Passengers per Hour		16.5	2015	30	Monthly Trend	6.7%

May 2016 Fixed Route Passenger Total						May 2016 Weekday Average	May 2016 Passengers per Revenue Hour
Route	Destination Information	Weekday	Saturday	Sunday	Total		
1 (1M)	Rossmoor / Shadelands	8,215	-	-	8,215	391	12.3
2	Rudgear / Walnut Creek	323	-	-	323	15	4.0
3	Martinez Community Shuttle	1,656	-	-	1,656	79	5.4
4	Walnut Creek Downtown Shuttle	17,195	1,876	2,245	21,316	819	23.3
5	Creekside / Walnut Creek	11,426	-	-	11,426	544	29.1
6	Lafayette / Moraga / Orinda	9,764	406	506	10,676	465	13.6
7	Shadelands / Pleasant Hill / Walnut Creek	8,270	-	-	8,270	394	18.5
9	DVC / Walnut Creek	12,488	-	-	12,488	595	14.1
10	Concord / Clayton Rd	24,567	-	-	24,567	1,170	24.4
11	Treat Blvd / Oak Grove	7,113	-	-	7,113	339	17.4
14	Monument Blvd	13,556	-	-	13,556	646	16.3
15	Treat Boulevard	11,890	-	-	11,890	566	18.2
16	Alhambra Ave / Monument Blvd	18,603	-	-	18,603	886	17.1
17	Olivera/Solano / Salvio / North Concord	5,325	-	-	5,325	254	13.7
18	Amtrak / Merello / Pleasant Hill	9,230	-	-	9,230	440	14.1
19	Amtrak / Pacheco Blvd / Concord	3,734	-	-	3,734	178	12.9
20	DVC / Concord	23,831	-	-	23,831	1,135	22.9
21	Walnut Creek / San Ramon Transit Center	13,160	-	-	13,160	627	12.4
25	Lafayette / Walnut Creek	1,362	-	-	1,362	65	6.6
28	North Concord / Martinez	6,825	-	-	6,825	325	10.5
35	Dougherty Valley	12,302	-	-	12,302	586	17.5
36	San Ramon / Dublin	5,596	-	-	5,596	266	9.5
91X	Concord Commuter Express	1,266	-	-	1,266	60	11.5
92X	Ace Shuttle Express	4,607	-	-	4,607	219	21.2
93X	Kirker Pass Express	3,984	-	-	3,984	190	13.3
95X	San Ramon / Danville Express	3,584	-	-	3,584	171	17.0
96X	Bishop Ranch Express	12,162	-	-	12,162	579	16.0
97X	Bishop Ranch Express	2,290	-	-	2,290	109	10.9
98X	Martinez Express	8,900	-	-	8,900	424	16.0
250 *	Gael Rail Service	34	20	35	89	6	1.2
260 *	Cal State East Bay / Concord Bart	227			227	13	1.6
301	Rossmoor / John Muir Medical Center	-	281	295	576	-	7.1
310	Concord Bart / Clayton Rd / Kirker Pass	-	1,979	2,204	4,182	-	27.2
311	Concord / Oak Grove / Treat Blvd / WC	-	950	973	1,923	-	13.8
314	Clayton Rd / Monument Blvd / PH	-	2,484	2,552	5,036	-	20.0
315	Concord / Willow Pass / Landana	-	260	213	473	-	8.0
316	Alhambra / Merello / Pleasant Hill	-	1,432	1,354	2,786	-	15.0
320	DVC / Concord	-	841	836	1,677	-	14.3
321	San Ramon / Walnut Creek	-	899	943	1,843	-	9.7
Alamo Creek *	Alamo Creek / BART Walnut Creek	516	-	-	516	25	3.1
600's	Select Service	27,244			27,244	1,297	24.8
TOTALS		291,245	11,427	12,156	314,828	13,869	16.5

* Data from Link ** Seasonal Route

Operations Data Summary

MAY 2016 PRODUCTIVITY

(sorted by Pass / Rev Hr - decending order)

Route	Destination Information	Total	Wkday Avg	Passenger / Rev Hr
5	Creekside / Walnut Creek	11,426	544	29.1
310	Concord Bart / Clayton Rd / Kirker Pass	4,182	-	27.2
600's	Select Service	27,244	1,297	24.8
10	Concord / Clayton Rd	24,567	1,170	24.4
4	Walnut Creek Downtown Shuttle	21,316	819	23.3
20	DVC / Concord	23,831	1,135	22.9
92X	Ace Shuttle Express	4,607	219	21.2
314	Clayton Rd / Monument Blvd / Pleasant Hill	5,036	-	20.0
7	Shadelands / Pleasant Hill / Walnut Creek	8,270	394	18.5
15	Treat Boulevard	11,890	566	18.2
35	Dougherty Valley	12,302	586	17.5
11	Treat Blvd / Oak Grove	7,113	339	17.4
16	Alhambra Ave / Monument Blvd	18,603	886	17.1
95X	San Ramon / Danville Express	3,584	171	17.0
14	Monument Blvd	13,556	646	16.3
96X	Bishop Ranch Express	12,162	579	16.0
98X	Martinez Express	8,900	424	16.0
316	Alhambra / Merello / Pleasant Hill	2,786	-	15.0
320	DVC / Concord	1,677	-	14.3
9	DVC / Walnut Creek	12,488	595	14.1
18	Amtrak / Merello / Pleasant Hill	9,230	440	14.1
311	Concord / Oak Grove / Treat Blvd / Walnut Creek	1,923	-	13.8
17	Olivera/Solano / Salvio / North Concord	5,325	254	13.7
6	Lafayette / Moraga / Orinda / Orinda Village	10,676	465	13.6
93X	Kirker Pass Express	3,984	190	13.3
19	Amtrak / Pacheco Blvd / Concord	3,734	178	12.9
21	Walnut Creek / San Ramon Transit Center	13,160	627	12.4
1 (IM)	Rossmoor / Shadelands	8,215	391	12.3
91X	Concord Commuter Express	1,266	60	11.5
97X	Bishop Ranch Express	2,290	109	10.9
28	North Concord / Martinez	6,825	325	10.5
321	San Ramon / Walnut Creek	1,843	-	9.7
36	San Ramon / Dublin	5,596	266	9.5
315	Concord / Willow Pass / Landana	473	-	8.0
301	Rossmoor / John Muir Medical Center	576	-	7.1
25	Lafayette / Walnut Creek	1,362	65	6.6
3	Martinez Community Shuttle	1,656	79	5.4
2	Rudgear / Walnut Creek	323	15	4.0
Alamo *	Alamo Creek / BART Walnut Creek	516	25	3.1
260 *	Cal State East Bay / Concord Bart	227	13	1.6
250 *	Gael Rail Service	89	6	1.2

NOTE: * Data comes from Link Operators ** These are seasonal routes

Operations Data Summary

AVERAGE WEEKDAY BOARDINGS TREND

Route	Destination Information	May-15 <i>20 Days</i>	Jun-15 <i>22 Days</i>	Jul-15 <i>22 Days</i>	Aug-15 <i>21 Days</i>	Sep-15 <i>21 Days</i>	Oct-15 <i>22 Days</i>	Nov-15 <i>20 Days</i>	Dec-15 <i>22 Days</i>	Jan-16 <i>20 Days</i>	Feb-16 <i>21 Days</i>	Mar-16 <i>23 Days</i>	Apr-16 <i>21 Days</i>	May-16 <i>21 Days</i>
1 (IM)	Rossmoor / Shadelands	331	318	342	341	371	380	331	332	340	385	390	401	391
2	Rudgear / Walnut Creek	21	21	18	17	23	17	23	18	16	18	18	18	15
3	Martinez Community Shuttle	-	-	-	32	84	90	84	85	88	101	89	80	79
4	Walnut Creek Downtown Shuttle	869	887	917	895	855	814	795	826	769	820	800	805	819
4H **	Walnut Creek Extended Holiday Shuttle	-	-	-	-	-	-	2	21					
5	Creekside / Walnut Creek	386	397	415	463	517	525	512	446	500	516	518	508	544
6	Lafayette / Moraga / Orinda	448	347	354	388	554	541	482	393	493	504	504	481	465
7	Shadelands / Pleasant Hill / Walnut Creek	298	306	320	341	364	363	330	282	334	341	371	390	394
9	DVC / Walnut Creek	540	509	576	599	661	635	582	527	529	604	557	559	595
10	Concord / Clayton Rd	1,220	1,128	1,113	1,159	1,301	1,265	1,159	1,109	1,096	1,207	1,170	1,204	1,170
11	Treat Blvd / Oak Grove	307	296	306	334	365	351	306	282	284	311	305	322	339
14	Monument Blvd	659	655	650	676	689	713	639	593	613	649	636	651	646
15	Treat Boulevard	610	509	479	522	595	614	526	492	545	580	496	530	566
16	Alhambra Ave / Monument Blvd	822	800	747	783	856	853	776	754	749	833	811	835	886
17	Olivera/Solano / Salvio / North Concord	293	287	289	300	316	309	279	260	248	262	260	275	254
18	Amtrak / Merello / Pleasant Hill	469	429	456	461	513	522	455	408	400	454	445	463	440
19	Amtrak / Pacheco Blvd / Concord	159	169	192	182	171	170	153	151	143	162	163	172	178
20	DVC / Concord	1,152	1,029	1,068	1,222	1,381	1,305	1,187	995	926	1,238	1,150	1,194	1,135
21	Walnut Creek / San Ramon Transit Center	626	598	589	596	643	643	618	572	594	612	610	618	627
25	Lafayette / Walnut Creek	68	69	71	62	78	63	62	66	69	86	69	77	65
28	North Concord / Martinez	329	298	318	334	366	344	317	289	279	307	333	327	325
35	Dougherty Valley	563	557	539	562	626	623	564	508	537	585	598	592	586
36	San Ramon / Dublin	274	246	265	278	300	295	251	254	264	285	267	269	266
91X	Concord Commuter Express	64	73	72	77	75	73	64	55	64	58	62	62	60
92X	Ace Shuttle Express	201	215	227	228	232	215	206	175	211	210	206	215	219
93X	Kirker Pass Express	222	221	215	185	199	190	176	175	185	194	202	198	190
95X	San Ramon / Danville Express	172	168	173	189	189	197	180	170	179	188	180	170	171
96X	Bishop Ranch Express	542	565	578	568	578	560	509	502	557	565	571	599	579
97X	Bishop Ranch Express	120	115	110	96	107	105	103	90	100	87	103	106	109
98X	Martinez Express	424	401	418	436	458	456	413	399	387	420	414	443	424
250 *	St Mary's College Gael Rail Shuttle	14	-	-	5	14	7	5	3	7	6	7	5	6
260 *	Cal State East Bay / Concord Bart	14	9	7	5	6	27	25	15	17	17	14	15	13
ALAMO *	Alamo Creek / BART Walnut Creek	16	18	17	20	21	20	21	20	20	19	25	20	25
600's	Select Service	1,171	613	60	408	1,274	1,222	976	845	1,202	1,190	1,180	1,217	1,297
TOTALS		13,392	12,249	11,899	12,761	14,768	14,496	13,105	12,099	12,735	13,809	13,514	13,812	13,869

*NOTE: * Data comes from Link Operators ** These are seasonal routes*

Operations Data Summary

AVERAGE WEEKEND BOARDINGS TREND

SATURDAY		May-15	Jun-15	Jul-15	Aug-15	Sep-15	Oct-15	Nov-15	Dec-15	Jan-16	Feb-16	Mar-16	Apr-16	May-16
Route	Destination Information	5 Days	4 Days	4 Days	5 Days	4 Days	5 Days	4 Days	4 Days	5 Days	4 Days	4 Days	5 Days	4 Days
4	Walnut Creek Downtown Shuttle	565	591	584	541	530	559	566	591	455	555	535	522	469
4H **	Walnut Creek Extended Holiday Shuttle	-	-	-	-	-	-	9	73	-	-	-	-	-
6	Lafayette / Moraga / Orinda	112	71	88	86	165	171	149	90	127	151	116	145	102
250 *	St Mary's College Gael Rail Shuttle	19	-	-	3	36	25	20	4	22	22	4	16	5
301	Rossmoor / John Muir Medical Center	84	78	80	81	74	75	60	58	51	61	58	70	70
310	Concord Bart / Clayton Rd / Kirker Pass	476	496	577	511	562	605	558	529	504	539	503	494	495
311	Concord / Oak Grove / Treat Blvd / WC	256	221	248	254	282	268	246	265	216	251	210	227	237
314	Clayton Rd / Monument Blvd / PH	677	681	770	766	710	708	725	707	572	695	589	645	621
315	Concord / Willow Pass / Landana	64	80	74	67	64	77	71	60	54	87	60	72	65
316	Alhambra / Merello / Pleasant Hill	363	394	349	402	397	406	369	330	291	343	385	359	358
320	DVC / Concord	232	218	280	262	289	237	232	202	184	230	183	189	210
321	San Ramon / Walnut Creek	286	298	271	260	262	286	286	252	245	268	242	250	225
TOTALS		3,131	3,127	3,321	3,232	3,370	3,418	3,291	3,162	2,718	3,201	2,884	2,989	2,857

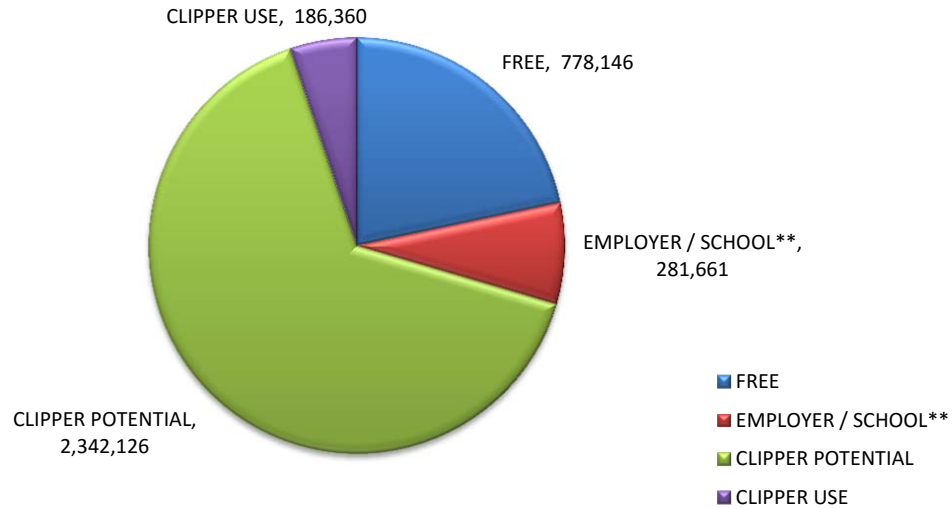
SUNDAY		May-15	Jun-15	Jul-15	Aug-15	Sep-15	Oct-15	Nov-15	Dec-15	Jan-16	Feb-16	Mar-16	Apr-16	May-16
Route	Destination Information	5 Days	4 Days	4 Days	5 Days	4 Days	4 Days	5 Days	4 Days	5 Days	4 Days	4 Days	4 Days	5 Days
4	Walnut Creek Downtown Shuttle	402	410	421	432	391	433	384	379	422	493	348	449	449
6	Lafayette / Moraga / Orinda	80	56	85	81	136	111	118	59	119	125	72	92	101
250 *	St Mary's College Gael Rail Shuttle	14	-	-	1	14	12	15	4	11	14	4	9	7
301	Rossmoor / John Muir Medical Center	52	72	88	84	60	56	45	40	25	38	33	64	59
310	Concord Bart / Clayton Rd / Kirker Pass	429	437	382	472	482	432	445	398	406	440	386	474	441
311	Concord / Oak Grove / Treat Blvd / WC	177	194	206	212	189	206	184	154	177	208	174	178	195
314	Clayton Rd / Monument Blvd / PH	487	500	496	552	523	501	495	466	462	539	412	484	510
315	Concord / Willow Pass / Landana	46	50	50	61	43	59	52	42	46	47	28	56	43
316	Alhambra / Merello / Pleasant Hill	270	283	309	297	354	317	237	239	233	281	261	310	271
320	DVC / Concord	155	153	202	183	161	186	187	131	152	158	123	142	167
321	San Ramon / Walnut Creek	225	201	220	214	230	242	226	172	197	198	194	200	189
TOTALS		2,333	2,356	2,458	2,590	2,581	2,554	2,387	2,085	2,250	2,540	2,035	2,458	2,431

NOTE: * Data comes from Link Operators ** These are seasonal routes

Route #	Description
1 (IM)	Rossmoor Shopping Center, Tice Valley Blvd, Boulevard Wy, Oakland Blvd, Trinity Ave , BART Walnut Creek, Ygnacio Valley, Montego, John Muir Medical Center, N Wiget Ln, Shadelands Office Park (Added Svc: IM = BART Walnut Creek, Ygnacio Valley, Montego, John Muir Medical Center, Marchbanks)
2	Rudgear Rd, Stewart Ave, Trotter Wy, Dapplegray Rd, Palmer Rd, Mountain View Blvd, San Miguel Dr, N & S California Blvd, BART Walnut Creek
3	Amtrak, Marina Vista Ave, Berrelessa St, Alhambra Ave, D St, Estudillo St, Vista Way, Pine St, Center Ave, Morello Ave, Arnold Dr, Howe Rd, Terrace Way, Shell Ave, Green St, Court St.
4	BART Walnut Creek, N California Blvd, Locust St, Mt Diablo Blvd, Broadway Plaza, S Main St, Pringle Ave
4H	Walnut Creek Extended Holiday Service (November 27 thru December 31)
5	BART Walnut Creek, Rivieria Ave, Parkside Dr, N Civic Dr, N Broadway, Lincoln Ave, Mt Pisgah St, S Main St, Creekside Dr
6	BART Orinda, Orinda Village, Orinda Wy, Moraga Wy, Moraga Rd, St Marys Rd, St Mary's College, Mt Diablo Blvd, BART Lafayette
7	BART Pleasant Hill, Treat Blvd, Bancroft Rd, Ygnacio Valley Rd, Shadelands Office Park, Marchbanks, BART Walnut Creek, Riviera Ave, Buena Vista, Geary Rd
9	DVC, Contra Costa Blvd, Ellinwood Wy, JFK University, Gregory Ln, Cleaveland Rd, Boyd Rd, W Hookston Rd, Patterson Blvd, Oak Park Blvd, Coggins Dr, BART Pleasant Hill, N Main St, N California Blvd, BART Walnut Creek
10	BART Concord, Clayton Rd, Center St, Marsh Creek Rd
11	BART Concord, Port Chicago Highway, Salvio St, Mira Vista Terrace, Fry Wy, Clayton Rd, Market St, Meadow Ln, Oak Grove Rd, Treat Blvd, BART Pleasant Hill
14	BART Concord, Oak St, Laguna St, Detroit Ave, Monument Blvd, Mohr Ln, David Ave, Bancroft Rd, Treat Blvd, BART Pleasant Hill
15	BART Concord, Port Chicago Highway, Salvio St, Parkside Dr, Willow Pass Rd, Landana Dr, West St, Clayton Rd, Treat Blvd, BART Pleasant Hill, Oak Rd, N Civic Dr, Ygnacio Valley Rd, BART Walnut Creek
16	BART Concord, Oak St, Galindo St, Monument Blvd, Crescent Plaza, Cleaveland Rd, Gregory Ln, Pleasant Hill Rd, Alhambra Ave, Berrellesa St, Escobar St, Court St, Martinez Amtrak
17	BART Concord, Grant St, East St, Solano Wy, Olivera Rd, Port Chicago Highway, BART North Concord
18	BART Pleasant Hill, Oak Rd, Buskirk Ave, Crescent Plaza, Gregory Ln, Pleasant Hill Rd, Taylor Blvd, Morello Ave, Viking Dr, Contra Costa Blvd, DVC, Old Quarry Rd, Pacheco Blvd, Muir Rd, Arnold Dr, Morello, Pacheco Blvd, Martinez Amtrak
19	BART Concord, Galindo St, Concord Ave, Bisso Ln, Stanwell Dr, John Glenn Dr, Galaxy Wy, Diamond Blvd, Contra Costa Blvd, Pacheco Blvd, Martinez Amtrak
20	BART Concord, Grant St, Concord Blvd, Clayton Rd, Gateway Blvd, Willow Pass Rd, Sun Valley Blvd, Golf Club Rd, DVC
21	BART Walnut Creek, N & S California Blvd, Newell Ave, S Main St, Danville Blvd, Railroad Ave, San Ramon Valley Blvd, Danville Park & Ride, Camino Ramon, Fostoria Wy, San Ramon Transit Center
25	BART Lafayette, Mt Diablo Blvd, Highway 24, Highway 680, BART Walnut Creek
28	BART North Concord, Port Chicago Highway, Bates Ave, Commercial Cir, Pike Ln, Arnold Industrial Wy, Marsh Dr, Contra Costa Blvd, Chilpancinco Pkwy, Old Quarry Rd, DVC, Highway 680, Highway 4, Center Ave, VA Clinic, Howe Rd, Pacheco Blvd, Martinez Amtrak
35	BART Dublin, Dublin Blvd, Dougherty Rd, Bollinger Canyon Rd, E Branch Pkwy, Windemere Pkwy, Sunset Dr, Bishop Dr, Executive Pkwy, San Ramon Transit Center
36	BART Dublin, Dublin Blvd, Village Pkwy, Alcosta Blvd, Fircrest Ln, San Ramon Valley Blvd, Tareyton Ave, Bollinger Canyon Rd, Crow Canyon Rd, Executive Pkwy, San Ramon Transit Center
91X	BART Concord, Galindo St, Concord Ave, John Glenn Dr, Galaxy Wy, Chevron, Diamond Blvd, Willow Pass Rd, Gateway Blvd, Clayton Rd, Oak St
92X	Shadelands Office Park, Ygnacio Valley Rd, Highway 680, Danville Park & Ride, Crow Canyon Rd, Bishop Ranch 15, San Ramon Transit Center, Camino Ramon, ATT, Sunset Dr, Chevron, Ace Train Station Pleasanton
93X	BART Walnut Creek, Ygnacio Valley Rd, Shadelands Office Park, Oak Grove Rd, Kirker Pass Rode, Railroad Ave, Buchanan Rd, Somersville Rd, Fairview Dr, Delta Fair Blvd, Highway 4, Hillcrest Park & Ride
95X	BART Walnut Creek, Highway 680, Crow Canyon Pl, Fostoria Wy, Camino Ramon, San Ramon Transit Center
96X	BART Walnut Creek, Highway 680, Chevron, Bishop Ranch 1, Bishop Ranch 3, Bishop Ranch 6, San Ramon Transit Center, Bishop Ranch 15, Annabel Ln, Bishop Ranch 8, Bishop Dr, Sunset Dr
97X	BART Dublin, Highway 680, Highway 580, Chevron, Bishop Ranch 1, Bishop Ranch 3, Bishop Ranch 6, San Ramon Transit Center, Bishop Ranch 15, Annabel Ln, Bishop Ranch 8, Bishop Dr, Sunset Dr
98X	BART Walnut Creek, N Main St, Highway 680, Sun Valley Blvd, Contra Costa Blvd, Concord Ave, Diamond Blvd., Highway 680, Highway 4, Alhambra Ave, Berrellesa St, Escobar St, Court St, Martinez Amtrak
250	St Mary's College, St Marys Rd, Moraga Rd, Mt Diablo Blvd, BART Lafayette
260	Cal State, East Bay, Concord Bart

Route #	Description
301	Rossmoor Shopping Center, Tice Valley Blvd, Boulevard Wy, Oakland Blvd, Trinity Ave , BART Walnut Creek, Ygnacio Valley, Montego, John Muir Medical Center
310	Concord Bart, Clayton Rd, Kirker Pass
311	BART Concord, Port Chicago Highway, Salvio St, Mira Vista Terrace, Fry Wy, Clayton Rd, Market St, Meadow Ln, Oak Grove Rd, Treat Blvd, BART Pleasant Hill
314	Ayers Rd, Concord Blvd, Kirker Pass Rd, Clayton Rd, BART Concord, Oak St, Laguna St, Detroit Ave, Monument Blvd, Mohr Ln, David Ave, Crescent Plaza, Cleaveland Rd, Gregory Ln, Contra Costa Blvd, DVC
315	BART Concord, Port Chicago Highway, Salvio St, Parkside Dr, Willow Pass Rd, Landana Dr, West St, Clayton Rd
316	BART Pleasant Hill, Oak Rd, Buskirk Ave, Crescent Plaza, Gregory Ln, Contra Costa Blvd, Golf Club Rd, DVC, Old Quarry Rd, Pacheco Blvd, Muir Rd, Arnold Dr, Pacheco Blvd, Morrelo Ave, Martinez Amtrak, Berrellesa St, Alhambra Ave
320	BART Concord, Grant St, Concord Blvd, Clayton Rd, Gateway Blvd, Willow Pass Rd, Diamond Blvd, Concord Ave, Chilpancingo Pkwy, Old Quarry Rd, DVC
321	BART Walnut Creek, N & S California Blvd, Newell Ave, S Main St, Danville Blvd, Railroad Ave, San Ramon Valley Blvd, Camino Ramon, Fostoria Wy, San Ramon Transit Center- Shops at BR.
601	N Civic Dr, Parkside Dr, Riveria Ave, BART Walnut Creek, Trinity Ave, Oakland Blvd, Boulevard Wy, Tice Valley Blvd, Meadow Rd, Castle Hill Rd, Danville Blvd, Hillgrade Ave,, Crest Ave, Rossmoor Shopping Center
602	Walnut Blvd, Oro Valley Cir, Mountain View Blvd, Rudgear Rd, Stewart Ave, Trotter Wy, Dapplegray Rd, Palmer Rd, Mountain View Blvd, San Miguel Dr, N & S California Blvd, BART Walnut Creek
603	Camino Pablo, Moraga Rd, St Marys Rd, St Mary's College, Mt Diablo Blvd, BART Lafayette
605	N Civic Dr, N Broadway, Lincoln Ave, Mt Pisgah St, Newell Ave, Lilac Dr, S Main St, Creekside Dr
606	BART Orinda, Orinda Wy, Miner Rd, Honey Hill Rd, Via Las Cruces, Saint Stephens Dr, Orinda Woods Dr, Moraga Wy, Ivy Dr, Moraga Rd, St Marys Rd, St Mary's College, Mt Diablo Blvd, BART Lafayette
608	VA Clinic, Center Ave, Pacheco Blvd, Contra Costa Blvd, Chilpancingo Pkwy, Old Quarry Rd, DVC
609	BART Walnut Creek, Ygnacio Valley Rd, Marchbanks Dr, Walnut Ave
610	BART Concord, Clayton Rd, Ayers Rd, Concord Blvd, Kirkwood Dr, Oakhurst Dr, Center St, Marsh Creek Rd, Mountaire Pkwy, Mountaire Cir
611	BART Concord, Port Chicago Highway, Salvio St, Mira Vista Terrace, Fry Wy, Clayton Rd, Market St, Meadow Ln, Oak Grove Rd, Treat Blvd, Bancroft Rd, Minert Rd
612	BART Concord, Clayton Rd, Ayers Rd, Concord Blvd, Kirker Pass Rd, Washington Blvd, Pennsylvania Blvd, Pine Hollow Rd, El Camino Dr, Michigan Blvd
613	Minert Rd, Oak Grove Rd, Monument Blvd, Detroit Ave, Laguna St, Oak St, BART Concord
614	BART Concord, Clayton Rd, Michigan Blvd, Pennsylvania Blvd, Pine Hollow Rd, El Camino Dr
615	Concord Blvd, Landana Dr., Willow Pass Rd., Parkside Dr., Salvio St., East St., clayton Rd., Oakland Ave., Mount Diablo St., BART Concord
616	Treat Blvd, Bancroft Rd, Minert Rd, Oak Grove Rd, Monument Blvd, San Miguel Rd, Galindo St, Oak St, BART Concord
619	Minert Rd, Oak Grove Rd, Monument Blvd, Mohr Ln, David Ave, Bancroft Rd, Treat Blvd, BART Pleasant Hill
622	Pine Valley Rd, Broadmoor Dr, Montevideo Dr, Alcosta Blvd, Crow Canyon Rd, Tassajara Ranch Rd, Camino Tassajara
623	Danville Blvd, Stone Valley Rd, Green Valley Rd, Diablo Rd, Hartz Ave, San Ramon Valley Blvd, Sycamore Valley Rd, Camino Tassajara, Tassajara Ranch Rd, Crow Canyon Rd, Anabel Ln
625	Rossmoor Shopping Center, Tice Valley Blvd, Olympic Blvd, Pleasant Hill Rd, Acalanes Ave, Stanley Blvd, Mt Diablo Blvd, BART Lafayette, Happy Valley Rd, Upper Happy Valley Rd, El Nido Ranch Rd, Hidden Valley Rd, Acalanes Rd
626	St Mary's College, St Marys Rd, Rohrer Dr, Moraga Rd, Mt Diablo Blvd, BART Lafayette, Happy Valley Rd, Upper Happy Valley Rd, El Nido Ranch Rd, Hidden Valley Rd, Acalanes Rd
627	BART North Concord, Port Chicago Highway, Bates Ave, Mason Cir
635	Bollinger Canyon Rd, Dougherty Rd, Crow Canyon Rd, Tassajara Ranch Rd, Camino Tassajara, Lusitano St, Charbray St
636	San Ramon Transit Center, Executive Pkwy, Crow Canyon Rd, Bollinger Canyon Rd, San Ramon Valley Blvd, Broadmoor Dr, Alcosta Blvd, Fircrest Ln, Village Pkwy, Dublin Blvd, BART Dublin
649	DVC, Galaxy Way / Meridian Park Blvd , BART Concord
Alamo Creek Shuttle	Alamo Creek, Monterosso, Ponderosa Colony, BART Walnut Creek

FY 15-16 YTD Clipper Trend



CLIPPER TREND*

Month	TOTAL RIDERSHIP	FREE	EMPLOYER / SCHOOL**	CLIPPER POTENTIAL	CLIPPER USE	% OF POTENTIAL
Jul-15	284,891	68,811	25,047	191,033	-	
Aug-15	297,093	70,903	23,706	202,484	-	
Sep-15	333,938	71,583	27,063	235,293	-	
Oct-15	346,220	75,523	27,384	243,313	-	
Nov-15	287,192	64,750	23,425	199,017	12,038	6.0%
Dec-15	287,245	66,678	22,401	198,165	19,197	9.7%
Jan-16	279,536	62,628	24,931	191,977	23,027	12.0%
Feb-16	313,053	69,560	25,647	217,846	29,191	13.4%
Mar-16	342,943	85,453	28,077	229,413	34,664	15.1%
Apr-16	314,822	70,421	27,734	216,667	33,808	15.6%
May-16	315,001	71,835	26,247	216,919	34,435	15.9%
Jun-16	-	-	-	-	-	
Grand Total	3,401,934	778,146	281,661	2,342,126	186,360	8%

*Clipper implemented 11/01/2015

FREE	Free / Mid-Day Free
-------------	---------------------

EMPLOYER / SCHOOL	92X-Ace Train / Bishop Ranch / Chevron, Galaxy, Airport, UFCW Trust (91X) / St Marys / JFKU / COCO / Promo - SYP & CSEB (Rte 260)
--------------------------	---

** Revise in summer months to exclude SYP

**CCCTA LINK
MONTHLY OPERATING SUMMARY
MAY FY 15/16**

SUMMARY	MAY FY 14/15	MAY FY 15/16	YTD FY 14/15	YTD FY 15/16
1 TOTAL CLIENTS	12,034	12,252	134,666	132,455
2 TOTAL ATTENDANTS	699	610	7,716	7,520
3 TOTAL COMPANIONS	92	49	773	610
4 TOTAL PASSENGERS	12,825	12,911	143,155	140,585
5 TOTAL SERVICE DAYS	30	30	330	330
6 VEHICLE REVENUE HOURS	5,962	6,246	67,335	69,999
7 VEHICLE SERVICE HOURS	7,433	7,781	83,552	87,985
8 VEHICLE NON REV HOURS	1,471	1,535	16,217	17,986
9 VEHICLE SERVICE MILES	112,197	110,169	1,333,416	1,211,878
10 VEHICLE REVENUE MILES	92,339	90,961	1,107,249	995,739
11 VEHICLE NON REV MILES	19,858	19,208	226,167	216,139
12 PASS. PER REVENUE HOUR	2.15	2.07	2.13	2.01
13 CLIENT PER REVENUE HOUR	2.02	1.96	2.00	1.89
14 PASS. PER SERVICE HOUR	1.73	1.66	1.71	1.60
15 PASS. PER SERVICE MILE	0.11	0.12	0.11	0.12
16 PASS. PER REVENUE MILE	0.14	0.14	0.13	0.14
17 TOTAL TRANSFER TRIPS	1,048	873	13,067	10,492
18 SAME DAY TRIPS	101	107	1,033	1,233
19 SUBSCRIPTION TRIPS	6,549	6,540	72,615	74,419
20 DEMAND	5,482	5,715	62,163	58,110
21 FAREBOX REVENUE	\$11,689.45	\$10,791.95	\$126,154.19	\$121,127.54
22 PREPAID CLIENTS	\$9,110.50	\$10,087.50	\$95,216.30	\$83,001.55
23 COLLECTED BILLING	\$28,384.00	\$32,882.00	\$231,246.00	\$293,352.00
24 TOTAL REVENUE COLLECTED	\$49,183.95	\$53,761.45	\$452,616.49	\$497,481.09
25 CHARGEABLE ACCIDENTS	0	1	9	5
26 SERVICE COMPLAINTS	1	1	24	9
27 SERVICE COMMENDATIONS	2	0	16	23
28 SERVICE DENIALS	0	0	0	0
29 ROAD CALLS	0	1	30	24
30 DRIVER TURNOVER	4%	2%	37%	18%
31 SCHEDULE ADHERENCE	79%	84%	169%	168%
32 WHEELCHAIR BOARDING'S	2,890	2,911	39,859	33,161
33 W/C LIFT AVAILABILITY	100%	100%	100%	100%
34 REGISTERED CLIENTS	6,603	6,672	N/A	N/A
35 UNDUPLICATED CLIENTS	960	1,014	N/A	N/A
36 NO-SHOWS	98	83	1,167	898
37 CANCELS	2,590	1,151	20,106	17,552
38 AVG. TRIP LENGTH (MILES)	8.7	8.5	9.3	8.6
39 AVG. SM BUSES IN SERVICE	8	8	8	8
40 AVG. BUSES IN SERVICE	55	55	55	55
41 TOTAL FUEL/GALLONS	17,149	16,208	194,608	174,508
42 FLEET M.P.G.	6.5	6.8	6.9	6.9

*Trapeze-Productivity
Trip Hours Productivity*

<i>SERV/REV HOURS</i>	<i>LINK vs. BART HOURS</i>	<i>REFUEL</i>
<i>7833.80</i>	<i>6299.00</i>	<i>1418.80</i>
<i>7780.65</i>	<i>6245.85</i>	<i>1534.80</i>
<i>LINK Invoicing Calculation</i>		
<i>Serv. Hrs</i>		<i>7,780.65</i>
<i>Hourly rate</i>		<i>42.79</i>
<i>Total</i>		<u><i>332,934.01</i></u>
<i>Fixed Costs</i>		<i>81,637.00</i>
<i>Grand Total</i>		<u><u><i>\$414,571.01</i></u></u>

Trapeze - Trip Administration- dates-check only samedays

Productivity- Non subscriptions vs. Subscriptions trips (uncheck show details box)

Productivity- Non subscriptions vs. Subscriptions trips (uncheck show details box)

Spider Report no longer.... Pulled OTP from Pass-Trapeze

Stastical Reports-Space Type and Passenger Type/unchecked the selected city

Trapeze Report- Ops unduplicated clients reports uncheck all boxes

Trapeze Report- Ops unduplicated clients reports check with summary go to the last page

Productivity- Canceled, N/S rep. check only no shows

Productivity- Canceled, N/S rep. check only cancels