

Agenda Item 7.a

TO: O&S Committee

DATE: September 20, 2012

FROM: Anne Muzzini
Director of Planning & Marketing

SUBJ: Fixed Route Reports

Fixed Route Operating Reports for August 2016

1. Monthly Boarding's Data

The following represent the numbers that are most important to staff in evaluating the performance of the fixed route system.

<u>Title</u>	FY16-17		<u>Annual Goal</u>
	<u>Current Month</u>	<u>YTD Avg</u>	
Total Passengers	317,222		
Average Weekday	12,837	12,204	
Pass/Rev Hour	15.8	15.3	Standard Goal > 17.0
Missed Trips	0.08%	0.08%	Standard Goal < 0.25%
Miles between Road Calls	36,365	39,195	Standard Goal > 18,000

* Based on current standards from updated SRTP

Analysis

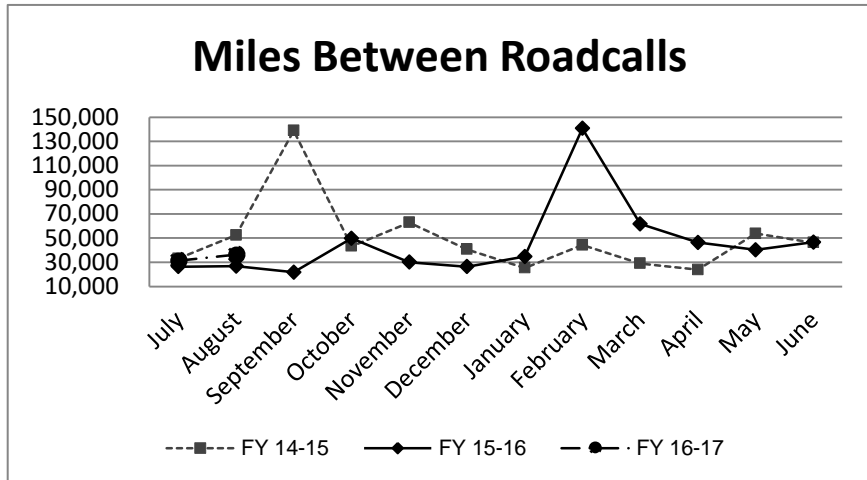
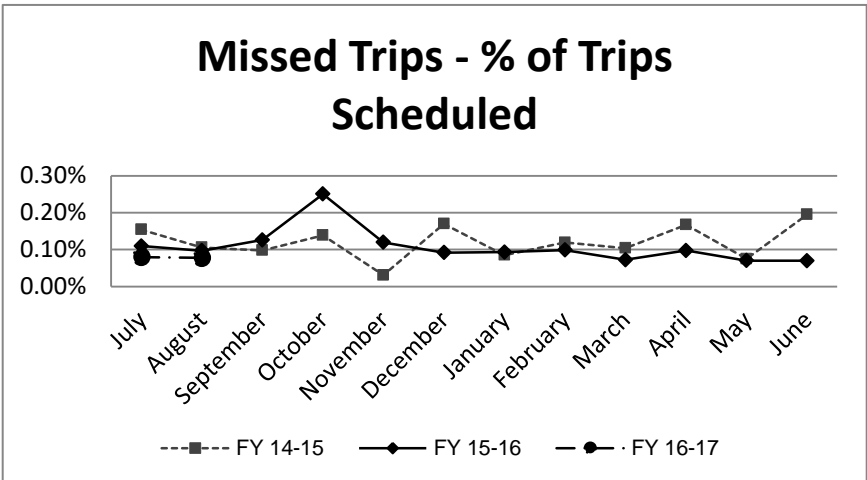
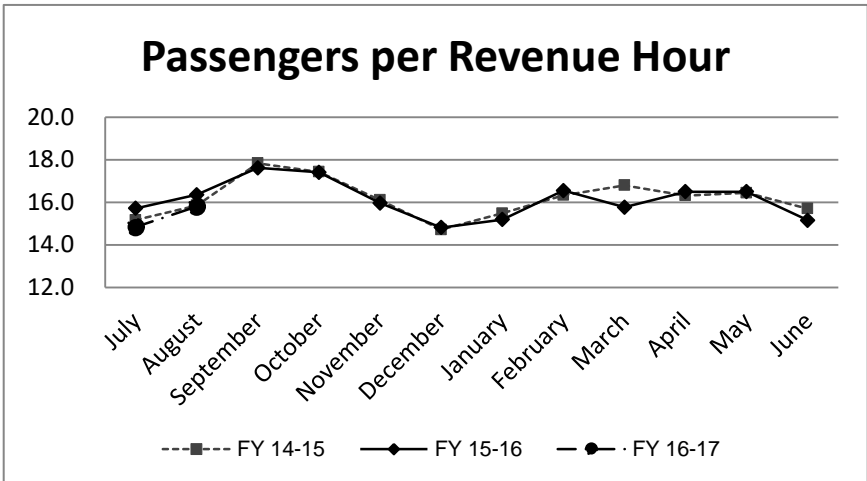
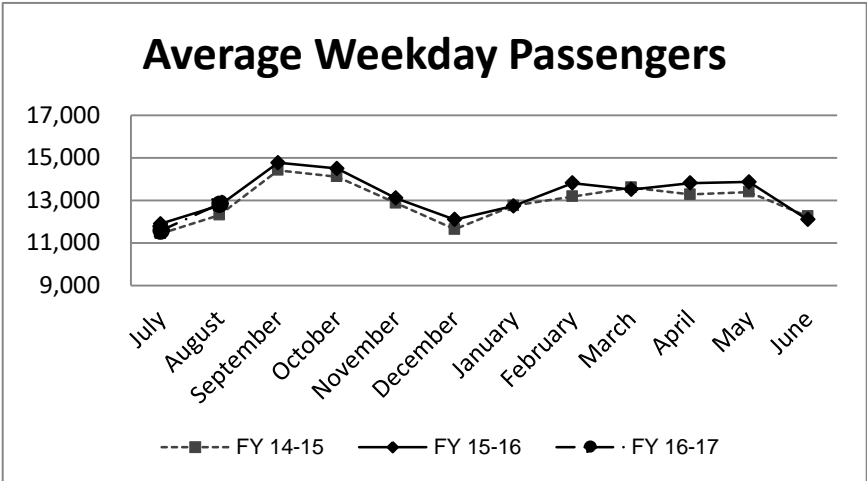
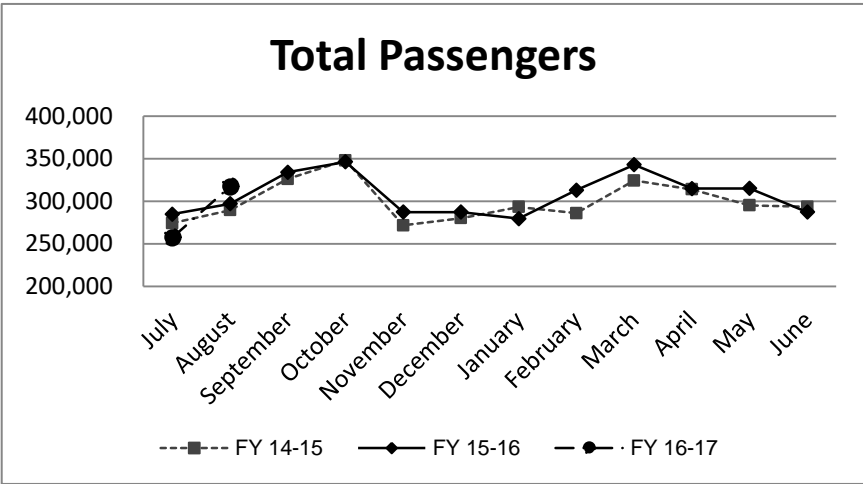
Average weekday ridership was higher in August (12,204 passengers) than July (11,571 passengers) and lower than August 2015 (12,761 passengers).

Passengers per hour in August was 15.8, which is higher than 14.8 in July and lower than August 2015 when passengers per hour was 16.4.

The percentage of missed trips in August was 0.08%, equal to the prior month (0.08%). The YTD average is 0.08% missed trips.

The number of miles between roadcalls was 36,365 miles in August, higher than the prior month in which there were 31,314 miles between roadcalls. The 12 month average is 39,195 miles between roadcalls.

Clipper became available to the public on November 1, 2015. Of a total 317,222 passengers in August, 212,550 passengers had the potential to use a Clipper card aboard County Connection since 104,673 either used an employee sponsored program or the midday free program. About 18.4% of the 212,550 potential Clipper card users paid using Clipper during this month.



**TRANSPORTATION and MAINTANCE
Operation Data Summary**

TRANSPORTATION	2015 August	2015 September	2015 October	2015 November	2015 December	2016 January	2016 February	2016 March	2016 April	2016 May	2016 June	2016 July	2016 August	12 Month TOTALS
Number of Buses	121	121	121	121	121	121	121	121	121	121	121	121	121	121
Totals Hub Miles	267,969	382,316	298,627	270,457	289,472	276,517	281,448	308,293	277,867	282,096	279,828	250,513	290,918	3,488,352
Work Days	31	29	31	29	30	30	29	31	30	30	30	30	31	360
Revenue Hours	18,167	18,958	19,892	17,989	19,382	18,407	18,913	20,963	19,081	19,080	18,954	17,337	20,082	229,037
Operator Pay Hours	32,140	31,527	33,769	32,289	36,049	33,665	32,164	33,459	31,459	33,045	30,724	32,230	31,744	392,125
Number of Operators	172	169	168	174	173	170	175	171	176	165	168	166	170	170
Unscheduled Absences	361	394	360	349	328	302	372	399	354	278	260	283	360	4,039
FT Protection	84	90	79	93	34	41	50	56	52	37	23	37	29	621
Worker Comp.	63	115	106	96	115	92	113	115	93	82	71	62	111	1,171
Sick leave	214	189	175	160	179	169	209	228	209	159	166	184	220	2,247
Collision Accidents	6	8	6	6	7	4	6	4	7	7	7	2	8	72
Passenger Accidents	22	13	23	22	18	18	17	28	15	13	11	15	21	214
Total Chargeable Collisions	4	6	3	4	2	3	2	1	1	3	2	1	3	31
Chargeable/100K Miles	1.49	1.56	1.00	1.47	0.69	1.08	0.71	0.32	0.35	1.06	0.71	0.39	1.03	0.88
Number of Trips Scheduled	24,746	25,363	26,728	24,271	26,098	24,713	25,316	27,585	25,617	25,617	25,816	23,820	27,024	307,968
Number of Trips Missed	24	31	67	29	24	23	25	20	25	18	18	19	21	320
Of Trips Scheduled - % Missed	0.10%	0.12%	0.25%	0.12%	0.09%	0.09%	0.10%	0.07%	0.10%	0.07%	0.07%	0.08%	0.08%	0.10%
Of Trips Missed - Mechanical	10	15	22	13	13	6	20	11	9	13	15	10	12	159
On Time Performance %	86%	83%	83%	84%	85%	87%	86%	87%	87%	85%	87%	88%	85%	86%
MAINTENANCE														
A/C Operative - Avg. %	100%	100%	100%	100%	100%	100%	100%	100%	100%	100%	100%	100%	100%	100%
Lifts Operative - Ave %	100%	100%	100%	100%	100%	100%	100%	100%	100%	100%	100%	100%	100%	100%
PM Complete on Schedule	100%	100%	100%	100%	100%	100%	100%	100%	100%	100%	100%	100%	100%	100%
Total Road Calls	14	18	15	13	13	9	9	8	11	13	9	11	12	141
Road Calls for Mechanical	10	13	6	9	11	8	2	5	6	7	6	8	8	89
Road Calls for Other	4	5	9	4	2	1	7	3	5	6	3	3	4	52
Miles Between Mechanical Road Calls														
Bus Numbers														
200 - 299	24,338	27,208	27,799	22,363	20,728	12,766	31,777	13,658	N/A	N/A	N/A	N/A	N/A	
300 - 399	18,123	18,780	40,921	16,975	18,207	34,031	33,469	37,885	33,962	17,770	36,967	6,937	39,921	
400 - 499	10,104	33,573	16,703	27,877	32,089	30,229	31,018	30,646	25,744	27,994	30,505	28,423	31,336	
500 - 518	52,811	25,768	52,971	52,336	17,593	15,465	41,676	7,993	N/A	N/A	N/A	N/A	N/A	
900 - 939	21,666	13,858	34,645	24,579	27,556	49,085	99,815	38,259	24,175	23,577	45,368	40,737	15,626	
1300-1309	25,981	22,163	27,502	24,339	24,796	25,593	27,046	27,284	22,245	23,462	6,845	18,769	19,887	
1400-1406	11,617	13,267	12,092	11,278	12,446	14,760	15,957	6,892	13,486	12,032	12,980	11,178	12,895	
1500-1532						1,809	690	62,265	85,732	88,761	88,160	75,985	93,124	
Fleet Avg.	26,797	21,717	49,771	30,051	26,316	34,724	140,724	61,659	46,311	40,299	46,638	31,314	36,365	39,195
Maintenance Pay Hours	4,542	4,268	3,223	3,831	4,210	4,549	4,353	4,612	4,565	4,718	4,080	3,976	4,465	50,849
No. Maint. Employees	26	26	25	26	27	26	26	26	27	27	26	25	25	26
Maint. Emps/100K Miles	10	7	8	10	9	9	9	8	10	10	9	10	9	9
Unscheduled Absences	0	2	7	2	3	1	3	3	2	4	5	2	0	3

Note: Some statistics may not be available (N/A) at this time. These will be brought current in future reports.

**MONTHLY BOARDINGS
Operations Data Summary**

Fixed Route Boardings		Passengers by Revenue Hrs/Miles				Service Days		Fiscal YTD Comparison Passenger Boardings	
August 2016 - Fixed Route Boardings	317,222	Revenue Hours -	August 2016	20,082	Weekdays - Aug16	23	Fiscal 2017 YTD	574,882	
			August 2015	18,167	Aug15	21			
Special Event		Revenue Miles -	August 2016	218,908	Saturdays - Aug16	4	Fiscal 2016 YTD	581,984	
			August 2015	200,152	Aug15	5			
					Sundays - Aug16	4			
					Aug15	5			
August 2016 Total Boardings	317,222	Passengers per Mile		1.4	Total Days - 2016	31	YTD Trend	(1.2%)	
August 2015 Total Boardings	297,093	Passengers per Hour		15.8	2015	31	Monthly Trend	6.8%	

August 2016 Fixed Route Passenger Total							August 2016 Weekday Average	August 2016 Passengers per Revenue Hour
Route	Destination Information	Weekday	Saturday	Sunday	Total			
1 (IM)	Rossmoor / Shadelands	8,274	-	-	8,274	360	11.3	
2	Rudgear / Walnut Creek	414	-	-	414	18	4.6	
3	Martinez Community Shuttle	2,183	-	-	2,183	95	6.5	
4	Walnut Creek Downtown Shuttle	20,246	2,215	1,899	24,359	880	25.1	
5	Creekside / Walnut Creek	12,166	-	-	12,166	529	28.2	
6	Lafayette / Moraga / Orinda	8,517	384	462	9,363	370	11.0	
7	Shadelands / Pleasant Hill / Walnut Creek	8,443	-	-	8,443	367	17.3	
9	DVC / Walnut Creek	13,264	-	-	13,264	577	13.7	
10	Concord / Clayton Rd	25,174	-	-	25,174	1,095	22.8	
11	Treat Blvd / Oak Grove	7,672	-	-	7,672	334	17.1	
14	Monument Blvd	13,731	-	-	13,731	597	15.1	
15	Treat Boulevard	11,659	-	-	11,659	507	16.3	
16	Alhambra Ave / Monument Blvd	17,631	-	-	17,631	767	14.8	
17	Olivera/Solano / Salvio / North Concord	5,984	-	-	5,984	260	14.2	
18	Amtrak / Merello / Pleasant Hill	10,001	-	-	10,001	435	13.8	
19	Amtrak / Pacheco Blvd / Concord	3,574	-	-	3,574	155	11.3	
20	DVC / Concord	26,689	-	-	26,689	1,160	23.5	
21	Walnut Creek / San Ramon Transit Center	13,116	-	-	13,116	570	11.3	
25	Lafayette / Walnut Creek	1,382	-	-	1,382	60	6.1	
28	North Concord / Martinez	7,389	-	-	7,389	321	10.4	
35	Dougherty Valley	13,584	-	-	13,584	591	17.7	
36	San Ramon / Dublin	5,503	-	-	5,503	239	8.5	
91X	Concord Commuter Express	1,419	-	-	1,419	62	11.7	
92X	Ace Shuttle Express	4,906	-	-	4,906	213	18.4	
93X	Kirker Pass Express	4,578	-	-	4,578	199	13.6	
95X	San Ramon / Danville Express	4,048	-	-	4,048	176	17.5	
96X	Bishop Ranch Express	13,286	-	-	13,286	578	16.3	
97X	Bishop Ranch Express	2,244	-	-	2,244	98	9.7	
98X	Martinez Express	8,749	-	-	8,749	380	14.8	
250 *	Gael Rail Service	5	16	20	41	1	0.9	
260 *	Cal State East Bay / Concord Bart	119	-	-	119	6	0.7	
301	Rossmoor / John Muir Medical Center	-	246	269	516		7.1	
310	Concord Bart / Clayton Rd / Kirker Pass	-	1,838	1,636	3,474		25.4	
311	Concord / Oak Grove / Treat Blvd / WC	-	1,017	856	1,873		15.2	
314	Clayton Rd / Monument Blvd / PH	-	2,733	2,014	4,747		21.2	
315	Concord / Willow Pass / Landana	-	247	161	408		7.9	
316	Alhambra / Merello / Pleasant Hill	-	1,441	1,173	2,614		16.0	
320	DVC / Concord	-	939	649	1,588		15.2	
321	San Ramon / Walnut Creek	-	998	767	1,766		10.5	
Alamo Creek *	Alamo Creek / BART Walnut Creek	444	-	-	444	19	2.4	
600's	Select Service	18,846	-	-	18,846	819	26.7	
TOTALS		295,241	12,074	9,907	317,222	12,837	15.8	

* Data from LINK Operators

** Seasonal Routes

Operations Data Summary

AUGUST 2016 PRODUCTIVITY

(sorted by Pass / Rev Hr - descending order)

Route	Destination Information	Total	Wkday Avg	Passenger / Rev Hr
5	Creekside / Walnut Creek	12,166	529	28.2
600's	Select Service	18,846	819	26.7
310	Concord Bart / Clayton Rd / Kirker Pass	3,474	-	25.4
4	Walnut Creek Downtown Shuttle	24,359	880	25.1
20	DVC / Concord	26,689	1,160	23.5
10	Concord / Clayton Rd	25,174	1,095	22.8
314	Clayton Rd / Monument Blvd / Pleasant Hill	4,747	-	21.2
92X	Ace Shuttle Express	4,906	213	18.4
35	Dougherty Valley	13,584	591	17.7
95X	San Ramon / Danville Express	4,048	176	17.5
7	Shadelands / Pleasant Hill / Walnut Creek	8,443	367	17.3
11	Treat Blvd / Oak Grove	7,672	334	17.1
96X	Bishop Ranch Express	13,286	578	16.3
15	Treat Boulevard	11,659	507	16.3
316	Alhambra / Merello / Pleasant Hill	2,614	-	16.0
320	DVC / Concord	1,588	-	15.2
311	Concord / Oak Grove / Treat Blvd / Walnut Creek	1,873	-	15.2
14	Monument Blvd	13,731	597	15.1
98X	Martinez Express	8,749	380	14.8
16	Alhambra Ave / Monument Blvd	17,631	767	14.8
17	Olivera/Solano / Salvio / North Concord	5,984	260	14.2
18	Amtrak / Merello / Pleasant Hill	10,001	435	13.8
9	DVC / Walnut Creek	13,264	577	13.7
93X	Kirker Pass Express	4,578	199	13.6
91X	Concord Commuter Express	1,419	62	11.7
1 (IM)	Rossmoor / Shadelands	8,274	360	11.3
21	Walnut Creek / San Ramon Transit Center	13,116	570	11.3
19	Amtrak / Pacheco Blvd / Concord	3,574	155	11.3
6	Lafayette / Moraga / Orinda / Orinda Village	9,363	370	11.0
321	San Ramon / Walnut Creek	1,766	-	10.5
28	North Concord / Martinez	7,389	321	10.4
97X	Bishop Ranch Express	2,244	98	9.7
36	San Ramon / Dublin	5,503	239	8.5
315	Concord / Willow Pass / Landana	408	-	7.9
301	Rossmoor / John Muir Medical Center	516	-	7.1
3	Martinez Community Shuttle	2,183	95	6.5
25	Lafayette / Walnut Creek	1,382	60	6.1
2	Rudgear / Walnut Creek	414	18	4.6
Alamo *	Alamo Creek / BART Walnut Creek	444	19	2.4
250 *	Gael Rail Service	41	1	0.9
260 *	Cal State East Bay / Concord Bart	119	6	0.7

NOTE: * Data from LINK Operators ** Seasonal Routes

Operations Data Summary

AVERAGE WEEKDAY BOARDINGS TREND

Route	Destination Information	Aug-15 <i>21 Days</i>	Sep-15 <i>21 Days</i>	Oct-15 <i>22 Days</i>	Nov-15 <i>20 Days</i>	Dec-15 <i>22 Days</i>	Jan-16 <i>20 Days</i>	Feb-16 <i>21 Days</i>	Mar-16 <i>23 Days</i>	Apr-16 <i>21 Days</i>	May-16 <i>21 Days</i>	Jun-16 <i>22 Days</i>	Jul-16 <i>20 Days</i>	Aug-16 <i>23 Days</i>
1 (1M)	Rossmoor / Shadelands	341	371	380	331	332	340	385	390	401	391	364	369	360
2	Rudgear / Walnut Creek	17	23	17	23	18	16	18	18	18	15	14	15	18
3	Martinez Community Shuttle	32	84	90	84	85	88	101	89	80	79	79	80	95
4	Walnut Creek Downtown Shuttle	895	855	814	795	826	769	820	800	805	819	840	881	880
4H **	Walnut Creek Extended Holiday Shuttle	-	-	-	2	21	-	-	-	-	-	-	-	-
5	Creekside / Walnut Creek	463	517	525	512	446	500	516	518	508	544	507	509	529
6	Lafayette / Moraga / Orinda	388	554	541	482	393	493	504	504	481	465	343	319	370
7	Shadelands / Pleasant Hill / Walnut Creek	341	364	363	330	282	334	341	371	390	394	366	316	367
9	DVC / Walnut Creek	599	661	635	582	527	529	604	557	559	595	536	540	577
10	Concord / Clayton Rd	1,159	1,301	1,265	1,159	1,109	1,096	1,207	1,170	1,204	1,170	1,087	1,069	1,095
11	Treat Blvd / Oak Grove	334	365	351	306	282	284	311	305	322	339	300	282	334
14	Monument Blvd	676	689	713	639	593	613	649	636	651	646	605	590	597
15	Treat Boulevard	522	595	614	526	492	545	580	496	530	566	480	519	507
16	Alhambra Ave / Monument Blvd	783	856	853	776	754	749	833	811	835	886	805	761	767
17	Olivera/Solano / Salvio / North Concord	300	316	309	279	260	248	262	260	275	254	254	258	260
18	Amtrak / Merello / Pleasant Hill	461	513	522	455	408	400	454	445	463	440	397	403	435
19	Amtrak / Pacheco Blvd / Concord	182	171	170	153	151	143	162	163	172	178	165	152	155
20	DVC / Concord	1,222	1,381	1,305	1,187	995	926	1,238	1,150	1,194	1,135	1,000	1,060	1,160
21	Walnut Creek / San Ramon Transit Center	596	643	643	618	572	594	612	610	618	627	578	544	570
25	Lafayette / Walnut Creek	62	78	63	62	66	69	86	69	77	65	54	62	60
28	North Concord / Martinez	334	366	344	317	289	279	307	333	327	325	281	295	321
35	Dougherty Valley	562	626	623	564	508	537	585	598	592	586	559	523	591
36	San Ramon / Dublin	278	300	295	251	254	264	285	267	269	266	254	227	239
91X	Concord Commuter Express	77	75	73	64	55	64	58	62	62	60	60	59	62
92X	Ace Shuttle Express	228	232	215	206	175	211	210	206	215	219	220	223	213
93X	Kirker Pass Express	185	199	190	176	175	185	194	202	198	190	186	189	199
95X	San Ramon / Danville Express	189	189	197	180	170	179	188	180	170	171	164	174	176
96X	Bishop Ranch Express	568	578	560	509	502	557	565	571	599	579	585	573	578
97X	Bishop Ranch Express	96	107	105	103	90	100	87	103	106	109	112	102	98
98X	Martinez Express	436	458	456	413	399	387	420	414	443	424	385	392	380
250 *	St Mary's College Gael Rail Shuttle	5	14	7	5	3	7	6	7	5	6	-	-	1
260 *	Cal State East Bay / Concord Bart	5	6	27	25	15	17	17	14	15	13	9	8	6
ALAMO *	Alamo Creek / BART Walnut Creek	20	21	20	21	20	20	19	25	20	25	23	22	19
600's	Select Service	408	1,274	1,222	976	845	1,202	1,190	1,180	1,217	1,297	491	55	819
TOTALS		12,761	14,768	14,496	13,105	12,099	12,735	13,809	13,514	13,812	13,869	12,099	11,571	12,837

NOTE: * Data from LINK Operators ** Seasonal Routes

Operations Data Summary

AVERAGE WEEKEND BOARDINGS TREND

SATURDAY		Aug-15	Sep-15	Oct-15	Nov-15	Dec-15	Jan-16	Feb-16	Mar-16	Apr-16	May-16	Jun-16	Jul-16	Aug-16
Route	Destination Information	5 Days	4 Days	5 Days	4 Days	4 Days	5 Days	4 Days	4 Days	5 Days	4 Days	4 Days	5 Days	4 Days
4	Walnut Creek Downtown Shuttle	541	530	559	566	591	455	555	535	522	469	530	495	554
4H **	Walnut Creek Extended Holiday Shuttle	-	-	-	9	73	-	-	-	-	-	-	-	-
6	Lafayette / Moraga / Orinda	86	165	171	149	90	127	151	116	145	102	80	89	96
250 *	St Mary's College Gael Rail Shuttle	3	36	25	20	4	22	22	4	16	5	-	-	4
301	Rossmoor / John Muir Medical Center	81	74	75	60	58	51	61	58	70	70	73	77	62
310	Concord Bart / Clayton Rd / Kirker Pass	511	562	605	558	529	504	539	503	494	495	520	457	460
311	Concord / Oak Grove / Treat Blvd / WC	254	282	268	246	265	216	251	210	227	237	233	244	254
314	Clayton Rd / Monument Blvd / PH	766	710	708	725	707	572	695	589	645	621	642	612	683
315	Concord / Willow Pass / Landana	67	64	77	71	60	54	87	60	72	65	54	85	62
316	Alhambra / Merello / Pleasant Hill	402	397	406	369	330	291	343	385	359	358	350	374	360
320	DVC / Concord	262	289	237	232	202	184	230	183	189	210	235	198	235
321	San Ramon / Walnut Creek	260	262	286	286	252	245	268	242	250	225	243	247	250
TOTALS		3,232	3,370	3,418	3,291	3,162	2,718	3,201	2,884	2,989	2,857	2,960	2,879	3,019

SUNDAY		Aug-15	Sep-15	Oct-15	Nov-15	Dec-15	Jan-16	Feb-16	Mar-16	Apr-16	May-16	Jun-16	Jul-16	Aug-16
Route	Destination Information	5 Days	4 Days	4 Days	5 Days	4 Days	5 Days	4 Days	4 Days	4 Days	5 Days	4 Days	5 Days	4 Days
4	Walnut Creek Downtown Shuttle	432	391	433	384	379	422	493	348	449	449	370	427	475
6	Lafayette / Moraga / Orinda	81	136	111	118	59	119	125	72	92	101	88	66	116
250 *	St Mary's College Gael Rail Shuttle	1	14	12	15	4	11	14	4	9	7	-	-	5
301	Rossmoor / John Muir Medical Center	84	60	56	45	40	25	38	33	64	59	76	58	67
310	Concord Bart / Clayton Rd / Kirker Pass	472	482	432	445	398	406	440	386	474	441	406	418	409
311	Concord / Oak Grove / Treat Blvd / WC	212	189	206	184	154	177	208	174	178	195	173	179	214
314	Clayton Rd / Monument Blvd / PH	552	523	501	495	466	462	539	412	484	510	505	466	503
315	Concord / Willow Pass / Landana	61	43	59	52	42	46	47	28	56	43	46	56	40
316	Alhambra / Merello / Pleasant Hill	297	354	317	237	239	233	281	261	310	271	281	273	293
320	DVC / Concord	183	161	186	187	131	152	158	123	142	167	159	157	162
321	San Ramon / Walnut Creek	214	230	242	226	172	197	198	194	200	189	190	194	192
TOTALS		2,590	2,581	2,554	2,387	2,085	2,250	2,540	2,035	2,458	2,431	2,293	2,295	2,477

NOTE: * Data from LINK Operators ** Seasonal Routes

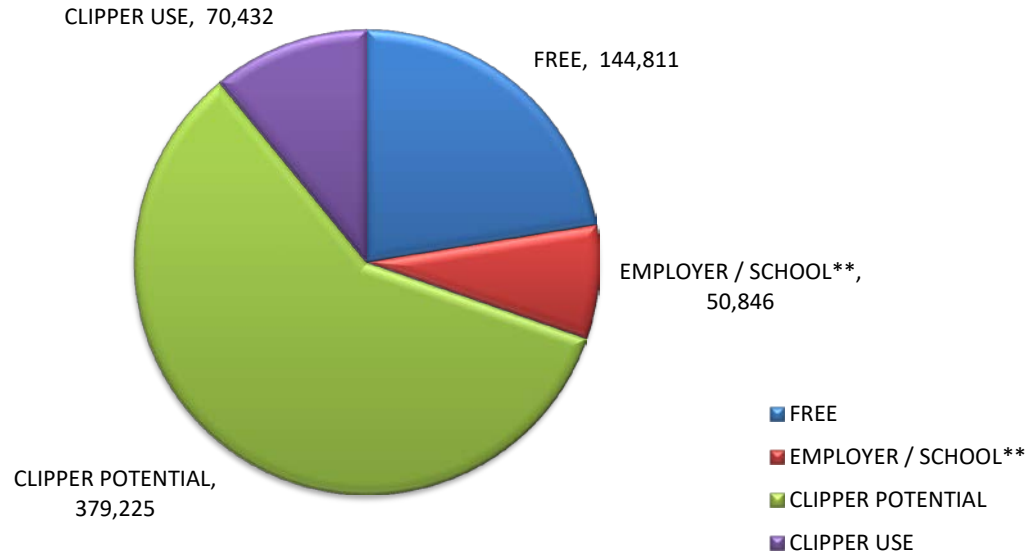
Route Description Summary

Route #	Description
1 (1M)	Rossmoor Shopping Center, Tice Valley Blvd, Boulevard Wy, Oakland Blvd, Trinity Ave , BART Walnut Creek, Ygnacio Valley, Montego, John Muir Medical Center, N Wiget Ln, Shadelands Office Park (Added Svc: 1M = BART Walnut Creek, Ygnacio Valley, Montego, John Muir Medical Center, Marchbanks)
2	Rudgear Rd, Stewart Ave, Trotter Wy, Dapplegray Rd, Palmer Rd, Mountain View Blvd, San Miguel Dr, N & S California Blvd, BART Walnut Creek
3	Amtrak, Marina Vista Ave, Berrelessa St, Alhambra Ave, D St, Estudillo St, Vista Way, Pine St, Center Ave, Morello Ave, Arnold Dr, Howe Rd, Terrace Way, Shell Ave, Green St, Court St.
4	BART Walnut Creek, N California Blvd, Locust St, Mt Diablo Blvd, Broadway Plaza, S Main St, Pringle Ave
4H	Walnut Creek Extended Holiday Service (November 27 thru December 31)
5	BART Walnut Creek, Rivieria Ave, Parkside Dr, N Civic Dr, N Broadway, Lincoln Ave, Mt Pisgah St, S Main St, Creekside Dr
6	BART Orinda, Orinda Village, Orinda Wy, Moraga Wy, Moraga Rd, St Marys Rd, St Mary's College, Mt Diablo Blvd, BART Lafayette
7	BART Pleasant Hill, Treat Blvd, Bancroft Rd, Ygnacio Valley Rd, Shadelands Office Park, Marchbanks, BART Walnut Creek, Riviera Ave, Buena Vista, Geary Rd
9	DVC, Contra Costa Blvd, Ellinwood Wy, JFK University, Gregory Ln, Cleaveland Rd, Boyd Rd, W Hookston Rd, Patterson Blvd, Oak Park Blvd, Coggins Dr, BART Pleasant Hill, N Main St, N California Blvd, BART Walnut Creek
10	BART Concord, Clayton Rd, Center St, Marsh Creek Rd
11	BART Concord, Port Chicago Highway, Salvio St, Mira Vista Terrace, Fry Wy, Clayton Rd, Market St, Meadow Ln, Oak Grove Rd, Treat Blvd, BART Pleasant Hill
14	BART Concord, Oak St, Laguna St, Detroit Ave, Monument Blvd, Mohr Ln, David Ave, Bancroft Rd, Treat Blvd, BART Pleasant Hill
15	BART Concord, Port Chicago Highway, Salvio St, Parkside Dr, Willow Pass Rd, Landana Dr, West St, Clayton Rd, Treat Blvd, BART Pleasant Hill, Oak Rd, N Civic Dr, Ygnacio Valley Rd, BART Walnut Creek
16	BART Concord, Oak St, Galindo St, Monument Blvd, Crescent Plaza, Cleaveland Rd, Gregory Ln, Pleasant Hill Rd, Alhambra Ave, Berrellesa St, Escobar St, Court St, Martinez Amtrak
17	BART Concord, Grant St, East St, Solano Wy, Olivera Rd, Port Chicago Highway, BART North Concord
18	BART Pleasant Hill, Oak Rd, Buskirk Ave, Crescent Plaza, Gregory Ln, Pleasant Hill Rd, Taylor Blvd, Morello Ave, Viking Dr, Contra Costa Blvd, DVC, Old Quarry Rd, Pacheco Blvd, Muir Rd, Arnold Dr, Morello, Pacheco Blvd, Martinez Amtrak
19	BART Concord, Galindo St, Concord Ave, Bisso Ln, Stanwell Dr, John Glenn Dr, Galaxy Wy, Diamond Blvd, Contra Costa Blvd, Pacheco Blvd, Martinez Amtrak
20	BART Concord, Grant St, Concord Blvd, Clayton Rd, Gateway Blvd, Willow Pass Rd, Sun Valley Blvd, Golf Club Rd, DVC
21	BART Walnut Creek, N & S California Blvd, Newell Ave, S Main St, Danville Blvd, Railroad Ave, San Ramon Valley Blvd, Danville Park & Ride, Camino Ramon, Fostoria Wy, San Ramon Transit Center
25	BART Lafayette, Mt Diablo Blvd, Highway 24, Highway 680, BART Walnut Creek
28	BART North Concord, Port Chicago Highway, Bates Ave, Commercial Cir, Pike Ln, Arnold Industrial Wy, Marsh Dr, Contra Costa Blvd, Chilpancinco Pkwy, Old Quarry Rd, DVC, Highway 680, Highway 4, Center Ave, VA Clinic, Howe Rd, Pacheco Blvd, Martinez Amtrak
35	BART Dublin, Dublin Blvd, Dougherty Rd, Bollinger Canyon Rd, E Branch Pkwy, Windemere Pkwy, Sunset Dr, Bishop Dr, Executive Pkwy, San Ramon Transit Center
36	BART Dublin, Dublin Blvd, Village Pkwy, Alcosta Blvd, Fircrest Ln, San Ramon Valley Blvd, Tareyton Ave, Bollinger Canyon Rd, Crow Canyon Rd, Executive Pkwy, San Ramon Transit Center
91X	BART Concord, Galindo St, Concord Ave, John Glenn Dr, Galaxy Wy, Chevron, Diamond Blvd, Willow Pass Rd, Gateway Blvd, Clayton Rd, Oak St
92X	Shadelands Office Park, Ygnacio Valley Rd, Highway 680, Danville Park & Ride, Crow Canyon Rd, Bishop Ranch 15, San Ramon Transit Center, Camino Ramon, ATT, Sunset Dr, Chevron, Ace Train Station Pleasanton
93X	BART Walnut Creek, Ygnacio Valley Rd, Shadelands Office Park, Oak Grove Rd, Kirker Pass Rode, Railroad Ave, Buchanan Rd, Somersville Rd, Fairview Dr, Delta Fair Blvd, Highway 4, Hillcrest Park & Ride
95X	BART Walnut Creek, Highway 680, Crow Canyon Pl, Fostoria Wy, Camino Ramon, San Ramon Transit Center
96X	BART Walnut Creek, Highway 680, Chevron, Bishop Ranch 1, Bishop Ranch 3, Bishop Ranch 6, San Ramon Transit Center, Bishop Ranch 15, Annabel Ln, Bishop Ranch 8, Bishop Dr, Sunset Dr
97X	BART Dublin, Highway 680, Highway 580, Chevron, Bishop Ranch 1, Bishop Ranch 3, Bishop Ranch 6, San Ramon Transit Center, Bishop Ranch 15, Annabel Ln, Bishop Ranch 8, Bishop Dr, Sunset Dr
98X	BART Walnut Creek, N Main St, Highway 680, Sun Valley Blvd, Contra Costa Blvd, Concord Ave, Diamond Blvd., Highway 680, Highway 4, Alhambra Ave, Berrellesa St, Escobar St, Court St, Martinez Amtrak

Route Description Summary

Route #	Description
250	St Mary's College, St Marys Rd, Moraga Rd, Mt Diablo Blvd, BART Lafayette
260	Cal State, East Bay, Concord Bart
301	Rossmoor Shopping Center, Tice Valley Blvd, Boulevard Wy, Oakland Blvd, Trinity Ave , BART Walnut Creek, Ygnacio Valley, Montego, John Muir Medical Center
310	Concord Bart, Clayton Rd, Kirker Pass
311	BART Concord, Port Chicago Highway, Salvio St, Mira Vista Terrace, Fry Wy, Clayton Rd, Market St, Meadow Ln, Oak Grove Rd, Treat Blvd, BART Pleasant Hill
314	Ayers Rd, Concord Blvd, Kirker Pass Rd, Clayton Rd, BART Concord, Oak St, Laguna St, Detroit Ave, Monument Blvd, Mohr Ln, David Ave, Crescent Plaza, Cleaveland Rd, Gregory Ln, Contra Costa Blvd, DVC
315	BART Concord, Port Chicago Highway, Salvio St, Parkside Dr, Willow Pass Rd, Landana Dr, West St, Clayton Rd
316	BART Pleasant Hill, Oak Rd, Buskirk Ave, Crescent Plaza, Gregory Ln, Contra Costa Blvd, Golf Club Rd, DVC, Old Quarry Rd, Pacheco Blvd, Muir Rd, Arnold Dr, Pacheco Blvd, Morrelo Ave, Martinez Amtrak, Berrellesa St, Alhambra Ave
320	BART Concord, Grant St, Concord Blvd, Clayton Rd, Gateway Blvd, Willow Pass Rd, Diamond Blvd, Concord Ave, Chilpancino Pkwy, Old Quarry Rd, DVC
321	BART Walnut Creek, N & S California Blvd, Newell Ave, S Main St, Danville Blvd, Railroad Ave, San Ramon Valley Blvd, Camino Ramon, Fostoria Wy, San Ramon Transit Center- Shops at BR.
601	N Civic Dr, Parkside Dr, Riveria Ave, BART Walnut Creek, Trinity Ave, Oakland Blvd, Boulevard Wy, Tice Valley Blvd, Meadow Rd, Castle Hill Rd, Danville Blvd, Hillgrade Ave., Crest Ave, Rossmoor Shopping Center
602	Walnut Blvd, Oro Valley Cir, Mountain View Blvd, Rudgear Rd, Stewart Ave, Trotter Wy, Dapplegray Rd, Palmer Rd, Mountain View Blvd, San Miguel Dr, N & S California Blvd, BART Walnut Creek
603	Camino Pablo, Moraga Rd, St Marys Rd, St Mary's College, Mt Diablo Blvd, BART Lafayette
605	N Civic Dr, N Broadway, Lincoln Ave, Mt Pisgah St, Newell Ave, Lilac Dr, S Main St, Creekside Dr
606	BART Orinda, Orinda Wy, Miner Rd, Honey Hill Rd, Via Las Cruces, Saint Stephens Dr, Orinda Woods Dr, Moraga Wy, Ivy Dr, Moraga Rd, St Marys Rd, St Mary's College, Mt Diablo Blvd, BART Lafayette
608	VA Clinic, Center Ave, Pacheco Blvd, Contra Costa Blvd, Chilpancino Pkwy, Old Quarry Rd, DVC
611	BART Concord, Port Chicago Highway, Salvio St, Mira Vista Terrace, Fry Wy, Clayton Rd, Market St, Meadow Ln, Oak Grove Rd, Treat Blvd, Bancroft Rd, Minert Rd
612	BART Concord, Clayton Rd, Ayers Rd, Concord Blvd, Kirker Pass Rd, Washington Blvd, Pennsylvania Blvd, Pine Hollow Rd, El Camino Dr, Michigan Blvd
613	Minert Rd, Oak Grove Rd, Monument Blvd, Detroit Ave, Laguna St, Oak St, BART Concord
614	BART Concord, Clayton Rd, Michigan Blvd, Pennsylvania Blvd, Pine Hollow Rd, El Camino Dr
615	Concord Blvd, Landana Dr., Willow Pass Rd., Parkside Dr., Salvio St., East St., clayton Rd., Oakland Ave., Mount Diablo St., BART Concord
616	Treat Blvd, Bancroft Rd, Minert Rd, Oak Grove Rd, Monument Blvd, San Miguel Rd, Galindo St, Oak St, BART Concord
619	Minert Rd, Oak Grove Rd, Monument Blvd, Mohr Ln, David Ave, Bancroft Rd, Treat Blvd, BART Pleasant Hill
622	Pine Valley Rd, Broadmoor Dr, Montevideo Dr, Alcosta Blvd, Crow Canyon Rd, Tassajara Ranch Rd, Camino Tassajara
623	Danville Blvd, Stone Valley Rd, Green Valley Rd, Diablo Rd, Hartz Ave, San Ramon Valley Blvd, Sycamore Valley Rd, Camino Tassajara, Tassajara Ranch Rd, Crow Canyon Rd, Anabel Ln
625	Rossmoor Shopping Center, Tice Valley Blvd, Olympic Blvd, Pleasant Hill Rd, Acalanes Ave, Stanley Blvd, Mt Diablo Blvd, BART Lafayette, Happy Valley Rd, Upper Happy Valley Rd, El Nido Ranch Rd, Hidden Valley Rd, Acalanes Rd
626	St Mary's College, St Marys Rd, Rohrer Dr, Moraga Rd, Mt Diablo Blvd, BART Lafayette, Happy Valley Rd, Upper Happy Valley Rd, El Nido Ranch Rd, Hidden Valley Rd, Acalanes Rd
627	BART North Concord, Port Chicago Highway, Bates Ave, Mason Cir
635	Bollinger Canyon Rd, Dougherty Rd, Crow Canyon Rd, Tassajara Ranch Rd, Camino Tassajara, Lusitano St, Charbray St
636	San Ramon Transit Center, Executive Pkwy, Crow Canyon Rd, Bollinger Canyon Rd, San Ramon Valley Blvd, Broadmoor Dr, Alcosta Blvd, Fircrest Ln, Village Pkwy, Dublin Blvd, BART Dublin
649	DVC, Galaxy Way / Meridian Park Blvd , BART Concord
Alamo Creek Shuttle	Alamo Creek, Monterosso, Ponderosa Colony, BART Walnut Creek

FY 16-17 YTD Clipper Trend



CLIPPER TREND*

Month	TOTAL RIDERSHIP	FREE	EMPLOYER / SCHOOL**	CLIPPER POTENTIAL	CLIPPER USE	% OF POTENTIAL
Jul-16	257,659	67,831	23,153	166,675	31,429	18.9%
Aug-16	317,222	76,980	27,693	212,550	39,003	18.4%
Sep-16	-	-	-	-	-	-
Oct-16	-	-	-	-	-	-
Nov-16	-	-	-	-	-	-
Dec-16	-	-	-	-	-	-
Jan-17	-	-	-	-	-	-
Feb-17	-	-	-	-	-	-
Mar-17	-	-	-	-	-	-
Apr-17	-	-	-	-	-	-
May-17	-	-	-	-	-	-
Jun-17	-	-	-	-	-	-
Grand Total	574,882	144,811	50,846	379,225	70,432	19%

*Clipper implemented 11/01/2015

** *Revise in Summer months to exclude SYP*

FREE	Free / Mid-Day Free
EMPLOYER / SCHOOL	92X-Ace Train / Bishop Ranch / Chevron, Galaxy, Airport, UFCW Trust (91X) / St Marys / JFKU / COCO / Promo - SYP & CSEB (Rte 260)