

### Agenda Item 7.a

**TO:** O&S Committee

**DATE:** November 20, 2012

**FROM:** Anne Muzzini  
Director of Planning & Marketing

**SUBJ:** Fixed Route Reports

### Fixed Route Operating Reports for October 2016

#### 1. Monthly Boarding's Data

The following represent the numbers that are most important to staff in evaluating the performance of the fixed route system.

<u>Title</u>	<b>FY16-17</b>		
	<u>Current Month</u>	<u>YTD Avg</u>	<u>Annual Goal</u>
Total Passengers	315,168		
Average Weekday	13,792	13,139	
Pass/Rev Hour	16.4	16.0	Standard Goal > 17.0
Missed Trips	0.17%	0.12%	Standard Goal < 0.25%
Miles between Road Calls	28,462	37,452	Standard Goal > 18,000

\* Based on current standards from updated S RTP

#### Analysis

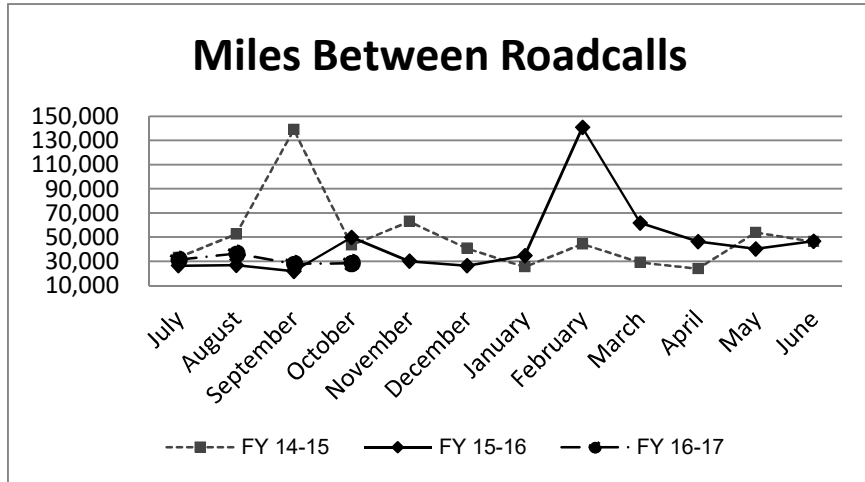
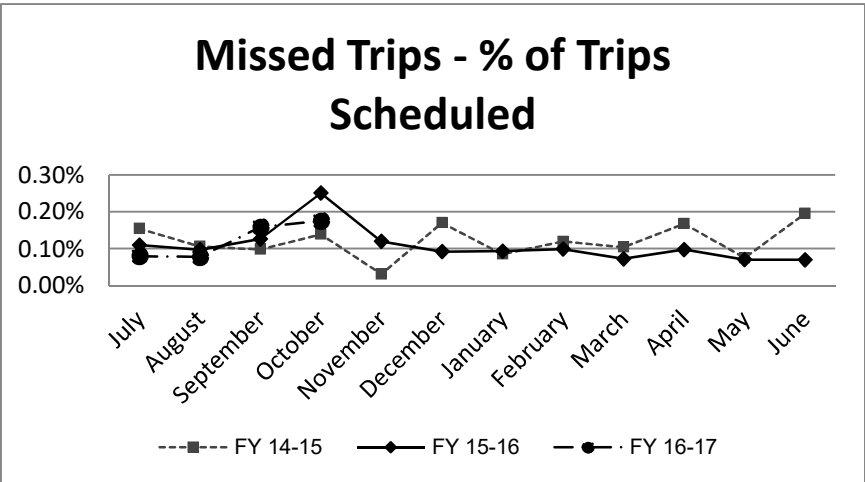
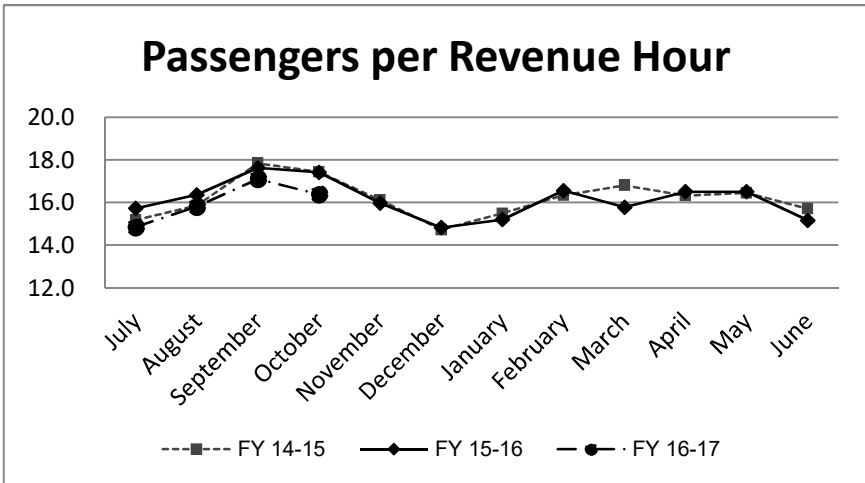
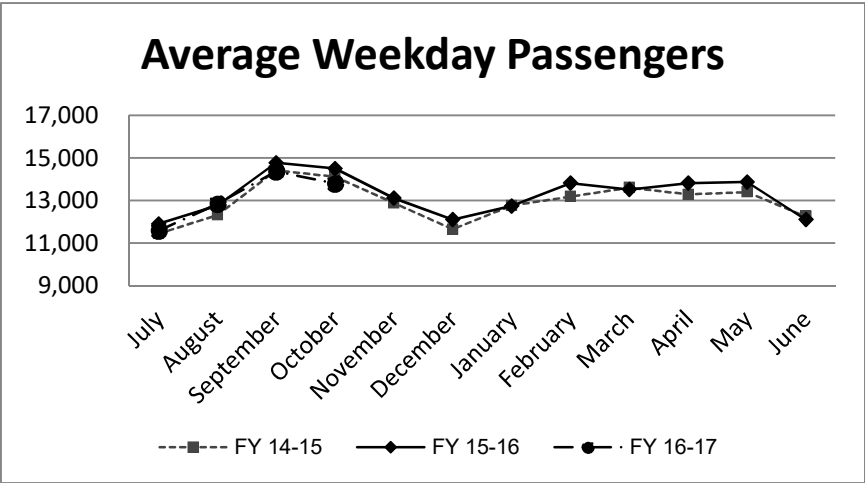
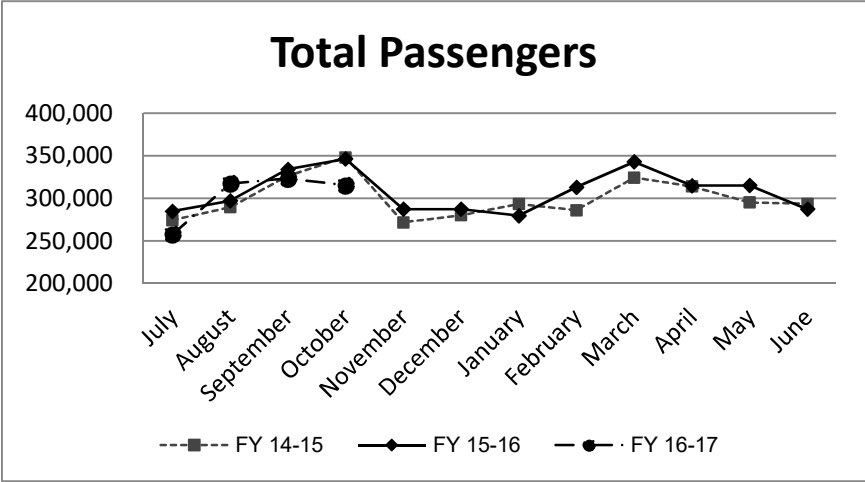
Average weekday ridership was lower in October (13,792 passengers) than September (14,358 passengers) and lower than October 2015 (14,496 passengers).

Passengers per hour in October was 16.4, which is lower than 17.1 in September and lower than September 2015 when passengers per hour was 17.4.

The percentage of missed trips in September was 0.17%, higher than the prior month (0.16%). The YTD average is 0.12% missed trips.

The number of miles between roadcalls was 28,462 miles in October, higher than the prior month in which there were 27,864 miles between roadcalls. The 12 month average is 37,452 miles between roadcalls.

Clipper became available to the public on November 1, 2015. Of a total 315,168 passengers in September, 213,546 passengers had the potential to use a Clipper card aboard County Connection since 101,622 either used an employee sponsored program or the midday free program. About 20.0% of the 213,546 potential Clipper card users paid using Clipper during this month.



**TRANSPORTATION and MAINTANCE  
Operation Data Summary**

<b>TRANSPORTATION</b>	<b>2015 October</b>	<b>2015 November</b>	<b>2015 December</b>	<b>2016 January</b>	<b>2016 February</b>	<b>2016 March</b>	<b>2016 April</b>	<b>2016 May</b>	<b>2016 June</b>	<b>2016 July</b>	<b>2016 August</b>	<b>2016 September</b>	<b>2016 October</b>	<b>12 Month TOTALS</b>
Number of Buses	121	121	121	121	121	121	121	121	121	121	121	121	121	121
Totals Hub Miles	298,627	270,457	289,472	276,517	281,448	308,293	277,867	282,096	279,828	250,513	290,918	278,639	284,619	3,370,667
<b>Work Days</b>	31	29	30	30	29	31	30	30	30	30	31	29	31	360
Revenue Hours	19,892	17,989	19,382	18,407	18,913	20,963	19,081	19,080	18,954	17,337	20,082	18,901	19,243	228,331
Operator Pay Hours	33,769	32,289	36,049	33,665	32,164	33,459	31,459	33,045	30,724	32,230	31,744	31,060	33,529	391,418
Number of Operators	168	174	173	170	175	171	176	165	168	166	170	163	159	169
<b>Unscheduled Absences</b>	<b>360</b>	<b>349</b>	<b>328</b>	<b>302</b>	<b>372</b>	<b>399</b>	<b>354</b>	<b>278</b>	<b>260</b>	<b>283</b>	<b>249</b>	<b>315</b>	<b>334</b>	<b>3,823</b>
FT Protection	79	93	34	41	50	56	52	37	23	37	29	53	42	547
Worker Comp.	106	96	115	92	113	115	93	82	71	62		115	98	1,052
Sick leave	175	160	179	169	209	228	209	159	166	184	220	147	194	2,224
<b>Collision Accidents</b>	6	6	7	4	6	4	7	7	7	2	8	6	3	67
Passenger Accidents	23	22	18	18	17	28	15	13	11	15	21	24	13	215
Total Chargeable Collisions	3	4	2	3	2	1	1	3	2	1	3	1	0	23
<b>Chargeable/100K Miles</b>	<b>1.00</b>	<b>1.47</b>	<b>0.69</b>	<b>1.08</b>	<b>0.71</b>	<b>0.32</b>	<b>0.35</b>	<b>1.06</b>	<b>0.71</b>	<b>0.39</b>	<b>1.03</b>	<b>0.35</b>	<b>0.00</b>	<b>0.68</b>
Number of Trips Scheduled	26,728	24,271	26,098	24,713	25,316	27,585	25,617	25,617	25,816	23,820	27,024	25,216	25,724	333,545
Number of Trips Missed	67	29	24	23	25	20	25	18	18	19	21	40	45	307
<b>Of Trips Scheduled - % Missed</b>	<b>0.25%</b>	<b>0.12%</b>	<b>0.09%</b>	<b>0.09%</b>	<b>0.10%</b>	<b>0.07%</b>	<b>0.10%</b>	<b>0.07%</b>	<b>0.07%</b>	<b>0.08%</b>	<b>0.08%</b>	<b>0.16%</b>	<b>0.17%</b>	<b>0.09%</b>
Of Trips Missed - Mechanical	22	13	13	6	20	11	9	13	15	10	12	18	12	152
On Time Performance %	83%	84%	85%	87%	86%	87%	87%	85%	87%	88%	85%	82%	84%	86%
<b>MAINTENANCE</b>														
A/C Operative - Avg. %	100%	100%	100%	100%	100%	100%	100%	100%	100%	100%	100%	100%	100%	100%
Lifts Operative - Ave %	100%	100%	100%	100%	100%	100%	100%	100%	100%	100%	100%	100%	100%	100%
PM Complete on Schedule	100%	100%	100%	100%	100%	100%	100%	100%	100%	100%	100%	100%	100%	100%
Total Road Calls	15	13	13	9	9	8	11	13	9	11	12	14	14	136
Road Calls for Mechanical	6	9	11	8	2	5	6	7	6	8	8	10	10	90
<b>Road Calls for Other</b>	<b>9</b>	<b>4</b>	<b>2</b>	<b>1</b>	<b>7</b>	<b>3</b>	<b>5</b>	<b>6</b>	<b>3</b>	<b>3</b>	<b>4</b>	<b>4</b>	<b>4</b>	<b>46</b>
<b>Miles Between Mechanical Road Calls</b>														
Bus Numbers														
200 - 299	27,799	22,363	20,728	12,766	31,777	13,658	N/A	N/A	N/A	N/A	N/A	N/A	N/A	
300 - 399	40,921	16,975	18,207	34,031	33,469	37,885	33,962	17,770	36,967	6,937	39,921	37,632	18,329	
400 - 499	16,703	27,877	32,089	30,229	31,018	30,646	25,744	27,994	30,505	28,423	31,336	13,499	15,957	
500 - 518	52,971	52,336	17,593	15,465	41,676	7,993	N/A	N/A	N/A	N/A	N/A	N/A	N/A	
900 - 939	34,645	24,579	27,556	49,085	99,815	38,259	24,175	23,577	45,368	40,737	15,626	22,576	29,101	
1300-1309	27,502	24,339	24,796	25,593	27,046	27,284	22,245	23,462	6,845	18,769	19,887	10,570	22,158	
1400-1406	12,092	11,278	12,446	14,760	15,957	6,892	13,486	12,032	12,980	11,178	12,895	11,654	9,714	
1500-1532				1,809	690	62,265	85,732	88,761	88,160	75,985	93,124	90,915	32,291	
Fleet Avg.	49,771	30,051	26,316	34,724	140,724	61,659	46,311	40,299	46,638	31,314	36,365	27,864	28,462	37,452
Maintenance Pay Hours	3,223	3,831	4,210	4,549	4,353	4,612	4,565	4,718	4,080	3,976	4,465	4,195	3,194	50,748
No. Maint. Employees	25	26	27	26	26	26	27	27	26	25	25	26	26	26
<b>Maint. Emps/100K Miles</b>	<b>8</b>	<b>10</b>	<b>9</b>	<b>9</b>	<b>9</b>	<b>8</b>	<b>10</b>	<b>10</b>	<b>9</b>	<b>10</b>	<b>9</b>	<b>9</b>	<b>9</b>	<b>9</b>
Unscheduled Absences	7	2	3	1	3	3	2	4	5	2	0	3	4	3

**MONTHLY BOARDINGS**  
**Operations Data Summary**

Fixed Route Boardings		Passengers by Revenue Hrs/Miles			Service Days		Fiscal YTD Comparison Passenger Boardings	
October 2016 - Fixed Route Boardings	315,110	Revenue Hours -	October 2016	19,243	Weekdays - Oct16	21	Fiscal 2017 YTD	1,213,266
			October 2015	19,892	Oct15	22		
Special Event - BART Bus Bridge	58	Revenue Miles -	October 2016	208,622	Saturdays - Oct16	5	Fiscal 2016 YTD	1,262,141
			October 2015	216,918	Oct15	5		
					Sundays - Oct16	5		
					Oct15	4		
<b>October 2016 Total Boardings</b>	<b>315,168</b>	<b>Passengers per Mile</b>		<b>1.5</b>	<b>Total Days - 2016</b>	<b>31</b>	<b>YTD Trend</b>	<b>(3.9%)</b>
<b>October 2015 Total Boardings</b>	<b>346,220</b>	<b>Passengers per Hour</b>		<b>16.4</b>	<b>2015</b>	<b>31</b>	<b>Monthly Trend</b>	<b>(9.0%)</b>

October 2016 Fixed Route Passenger Total						October 2016	October 2016
Route	Destination Information	Weekday	Saturday	Sunday	Total	Weekday Average	Passengers per Revenue Hour
1 (1M)	Rossmoor / Shadelands	8,012	-	-	8,012	382	12.0
2	Rudgear / Walnut Creek	289	-	-	289	14	3.5
3	Martinez Community Shuttle	1,962	-	-	1,962	93	6.4
4	Walnut Creek Downtown Shuttle	17,448	2,936	1,905	22,289	831	23.7
5	Creekside / Walnut Creek	11,861	-	-	11,861	565	30.3
6	Lafayette / Moraga / Orinda	10,802	671	400	11,874	514	14.9
7	Shadelands / Pleasant Hill / Walnut Creek	9,332	-	-	9,332	444	20.9
9	DVC / Walnut Creek	11,967	-	-	11,967	570	13.5
10	Concord / Clayton Rd	23,574	-	-	23,574	1,123	23.4
11	Treat Blvd / Oak Grove	6,583	-	-	6,583	313	16.1
14	Monument Blvd	12,411	-	-	12,411	591	14.9
15	Treat Boulevard	11,056	-	-	11,056	526	17.0
16	Alhambra Ave / Monument Blvd	16,416	-	-	16,416	782	15.1
17	Olivera/Solano / Salvio / North Concord	5,307	-	-	5,307	253	13.6
18	Amtrak / Merello / Pleasant Hill	9,769	-	-	9,769	465	14.9
19	Amtrak / Pacheco Blvd / Concord	3,328	-	-	3,328	158	11.5
20	DVC / Concord	25,808	-	-	25,808	1,229	24.7
21	Walnut Creek / San Ramon Transit Center	12,523	-	-	12,523	596	11.8
25	Lafayette / Walnut Creek	1,579	-	-	1,579	75	7.7
28	North Concord / Martinez	6,408	-	-	6,408	305	9.9
35	Dougherty Valley	13,748	-	-	13,748	655	19.6
36	San Ramon / Dublin	5,403	-	-	5,403	257	9.2
91X	Concord Commuter Express	1,386	-	-	1,386	66	12.6
92X	Ace Shuttle Express	4,467	-	-	4,467	213	19.0
93X	Kirker Pass Express	4,370	-	-	4,370	208	14.6
95X	San Ramon / Danville Express	3,694	-	-	3,694	176	17.5
96X	Bishop Ranch Express	11,900	-	-	11,900	567	16.1
97X	Bishop Ranch Express	2,279	-	-	2,279	109	11.0
98X	Martinez Express	7,817	-	-	7,817	372	13.8
250 *	Gael Rail Service	72	78	70	220	9	2.2
260 *	Cal State East Bay / Concord Bart	517	-	-	517	30	3.3
301	Rossmoor / John Muir Medical Center	-	347	296	643		7.1
310	Concord Bart / Clayton Rd / Kirker Pass	-	2,364	1,771	4,135		24.2
311	Concord / Oak Grove / Treat Blvd / WC	-	1,216	804	2,020		13.1
314	Clayton Rd / Monument Blvd / PH	-	3,260	2,352	5,613		20.1
315	Concord / Willow Pass / Landana	-	354	191	544		8.5
316	Alhambra / Merello / Pleasant Hill	-	1,584	1,149	2,733		13.3
320	DVC / Concord	-	1,039	718	1,758		13.8
321	San Ramon / Walnut Creek	-	1,099	868	1,967		9.3
Alamo Creek *	Alamo Creek / BART Walnut Creek	363	-	-	363	17	2.2
600's	Select Service	27,187	-	-	27,187	1,295	25.6
<b>TOTALS</b>		<b>289,638</b>	<b>14,946</b>	<b>10,525</b>	<b>315,110</b>	<b>13,792</b>	<b>16.4</b>

\* Data from LINK Operators      \*\* Seasonal Routes

## Operations Data Summary

### SEPTEMBER 2016 PRODUCTIVITY

(sorted by Pass / Rev Hr - descending order)

Route	Destination Information	Total	Wkday Avg	Passenger / Rev Hr
5	Creekside / Walnut Creek	11,861	565	30.3
600's	Select Service	27,187	1,295	25.6
20	DVC / Concord	25,808	1,229	24.7
310	Concord Bart / Clayton Rd / Kirker Pass	4,135	-	24.2
4	Walnut Creek Downtown Shuttle	22,289	831	23.7
10	Concord / Clayton Rd	23,574	1,123	23.4
7	Shadelands / Pleasant Hill / Walnut Creek	9,332	444	20.9
314	Clayton Rd / Monument Blvd / Pleasant Hill	5,613	-	20.1
35	Dougherty Valley	13,748	655	19.6
92X	Ace Shuttle Express	4,467	213	19.0
95X	San Ramon / Danville Express	3,694	176	17.5
15	Treat Boulevard	11,056	526	17.0
96X	Bishop Ranch Express	11,900	567	16.1
11	Treat Blvd / Oak Grove	6,583	313	16.1
16	Alhambra Ave / Monument Blvd	16,416	782	15.1
6	Lafayette / Moraga / Orinda / Orinda Village	11,874	514	14.9
14	Monument Blvd	12,411	591	14.9
18	Amtrak / Merello / Pleasant Hill	9,769	465	14.9
93X	Kirker Pass Express	4,370	208	14.6
320	DVC / Concord	1,758	-	13.8
98X	Martinez Express	7,817	372	13.8
17	Olivera/Solano / Salvio / North Concord	5,307	253	13.6
9	DVC / Walnut Creek	11,967	570	13.5
316	Alhambra / Merello / Pleasant Hill	2,733	-	13.3
311	Concord / Oak Grove / Treat Blvd / Walnut Creek	2,020	-	13.1
91X	Concord Commuter Express	1,386	66	12.6
1 (IM)	Rossmoor / Shadelands	8,012	382	12.0
21	Walnut Creek / San Ramon Transit Center	12,523	596	11.8
19	Amtrak / Pacheco Blvd / Concord	3,328	158	11.5
97X	Bishop Ranch Express	2,279	109	11.0
28	North Concord / Martinez	6,408	305	9.9
321	San Ramon / Walnut Creek	1,967	-	9.3
36	San Ramon / Dublin	5,403	257	9.2
315	Concord / Willow Pass / Landana	544	-	8.5
25	Lafayette / Walnut Creek	1,579	75	7.7
301	Rossmoor / John Muir Medical Center	643	-	7.1
3	Martinez Community Shuttle	1,962	93	6.4
2	Rudgear / Walnut Creek	289	14	3.5
260 *	Cal State East Bay / Concord Bart	517	30	3.3
250 *	Gael Rail Service	220	9	2.2
Alamo *	Alamo Creek / BART Walnut Creek	363	17	2.2

**NOTE:** \* Data from LINK Operators      \*\* Seasonal Routes

Operations Data Summary

AVERAGE WEEKDAY BOARDINGS TREND

Route	Destination Information	Oct-15	Nov-15	Dec-15	Jan-16	Feb-16	Mar-16	Apr-16	May-16	Jun-16	Jul-16	Aug-16	Sep-16	Oct-16
		22 Days	20 Days	22 Days	20 Days	21 Days	23 Days	21 Days	21 Days	22 Days	20 Days	23 Days	21 Days	21 Days
1 (1M)	Rossmoor / Shadelands	380	331	332	340	385	390	401	391	364	369	360	386	382
2	Rudgear / Walnut Creek	17	23	18	16	18	18	18	15	14	15	18	16	14
3	Martinez Community Shuttle	90	84	85	88	101	89	80	79	79	80	95	94	93
4	Walnut Creek Downtown Shuttle	814	795	826	769	820	800	805	819	840	881	880	862	831
4H **	Walnut Creek Extended Holiday Shuttle	-	2	21	-	-	-	-	-	-	-	-	-	-
5	Creekside / Walnut Creek	525	512	446	500	516	518	508	544	507	509	529	588	565
6	Lafayette / Moraga / Orinda	541	482	393	493	504	504	481	465	343	319	370	506	514
7	Shadelands / Pleasant Hill / Walnut Creek	363	330	282	334	341	371	390	394	366	316	367	406	444
9	DVC / Walnut Creek	635	582	527	529	604	557	559	595	536	540	577	599	570
10	Concord / Clayton Rd	1,265	1,159	1,109	1,096	1,207	1,170	1,204	1,170	1,087	1,069	1,095	1,222	1,123
11	Treat Blvd / Oak Grove	351	306	282	284	311	305	322	339	300	282	334	337	313
14	Monument Blvd	713	639	593	613	649	636	651	646	605	590	597	608	591
15	Treat Boulevard	614	526	492	545	580	496	530	566	480	519	507	563	526
16	Alhambra Ave / Monument Blvd	853	776	754	749	833	811	835	886	805	761	767	835	782
17	Olivera/Solano / Salvio / North Concord	309	279	260	248	262	260	275	254	254	258	260	248	253
18	Amtrak / Merello / Pleasant Hill	522	455	408	400	454	445	463	440	397	403	435	499	465
19	Amtrak / Pacheco Blvd / Concord	170	153	151	143	162	163	172	178	165	152	155	171	158
20	DVC / Concord	1,305	1,187	995	926	1,238	1,150	1,194	1,135	1,000	1,060	1,160	1,285	1,229
21	Walnut Creek / San Ramon Transit Center	643	618	572	594	612	610	618	627	578	544	570	619	596
25	Lafayette / Walnut Creek	63	62	66	69	86	69	77	65	54	62	60	76	75
28	North Concord / Martinez	344	317	289	279	307	333	327	325	281	295	321	338	305
35	Dougherty Valley	623	564	508	537	585	598	592	586	559	523	591	654	655
36	San Ramon / Dublin	295	251	254	264	285	267	269	266	254	227	239	260	257
91X	Concord Commuter Express	73	64	55	64	58	62	62	60	60	59	62	68	66
92X	Ace Shuttle Express	215	206	175	211	210	206	215	219	220	223	213	236	213
93X	Kirker Pass Express	190	176	175	185	194	202	198	190	186	189	199	208	208
95X	San Ramon / Danville Express	197	180	170	179	188	180	170	171	164	174	176	182	176
96X	Bishop Ranch Express	560	509	502	557	565	571	599	579	585	573	578	563	567
97X	Bishop Ranch Express	105	103	90	100	87	103	106	109	112	102	98	102	109
98X	Martinez Express	456	413	399	387	420	414	443	424	385	392	380	401	372
250 *	St Mary's College Gael Rail Shuttle	7	5	3	7	6	7	5	6	-	-	1	6	9
260 *	Cal State East Bay / Concord Bart	27	25	15	17	17	14	15	13	9	8	6	33	30
ALAMO *	Alamo Creek / BART Walnut Creek	20	21	20	20	19	25	20	25	23	22	19	19	17
600's	Select Service	1,222	976	845	1,202	1,190	1,180	1,217	1,297	491	55	819	1,397	1,295
<b>TOTALS</b>		<b>14,496</b>	<b>13,105</b>	<b>12,099</b>	<b>12,735</b>	<b>13,809</b>	<b>13,514</b>	<b>13,812</b>	<b>13,869</b>	<b>12,099</b>	<b>11,571</b>	<b>12,837</b>	<b>14,358</b>	<b>13,792</b>

NOTE: \* Data from LINK Operators      \*\* Seasonal Routes

## Operations Data Summary

### AVERAGE WEEKEND BOARDINGS TREND

SATURDAY		Oct-15	Nov-15	Dec-15	Jan-16	Feb-16	Mar-16	Apr-16	May-16	Jun-16	Jul-16	Aug-16	Sep-16	Oct-16
Route	Destination Information	5 Days	4 Days	4 Days	5 Days	4 Days	4 Days	5 Days	4 Days	4 Days	5 Days	4 Days	4 Days	5 Days
4	Walnut Creek Downtown Shuttle	559	566	591	455	555	535	522	469	530	495	554	589	587
4H **	Walnut Creek Extended Holiday Shuttle	-	9	73	-	-	-	-	-	-	-	-	-	-
6	Lafayette / Moraga / Orinda	171	149	90	127	151	116	145	102	80	89	96	147	134
250 *	St Mary's College Gael Rail Shuttle	25	20	4	22	22	4	16	5	-	-	4	22	16
301	Rossmoor / John Muir Medical Center	75	60	58	51	61	58	70	70	73	77	62	87	69
310	Concord Bart / Clayton Rd / Kirker Pass	605	558	529	504	539	503	494	495	520	457	460	459	473
311	Concord / Oak Grove / Treat Blvd / WC	268	246	265	216	251	210	227	237	233	244	254	240	243
314	Clayton Rd / Monument Blvd / PH	708	725	707	572	695	589	645	621	642	612	683	661	652
315	Concord / Willow Pass / Landana	77	71	60	54	87	60	72	65	54	85	62	63	71
316	Alhambra / Merello / Pleasant Hill	406	369	330	291	343	385	359	358	350	374	360	342	317
320	DVC / Concord	237	232	202	184	230	183	189	210	235	198	235	235	208
321	San Ramon / Walnut Creek	286	286	252	245	268	242	250	225	243	247	250	219	220
<b>TOTALS</b>		<b>3,418</b>	<b>3,291</b>	<b>3,162</b>	<b>2,718</b>	<b>3,201</b>	<b>2,884</b>	<b>2,989</b>	<b>2,857</b>	<b>2,960</b>	<b>2,879</b>	<b>3,019</b>	<b>3,065</b>	<b>2,989</b>

SUNDAY		Oct-15	Nov-15	Dec-15	Jan-16	Feb-16	Mar-16	Apr-16	May-16	Jun-16	Jul-16	Aug-16	Sep-16	Oct-16
Route	Destination Information	4 Days	5 Days	4 Days	5 Days	4 Days	4 Days	4 Days	5 Days	4 Days	5 Days	4 Days	4 Days	5 Days
4	Walnut Creek Downtown Shuttle	433	384	379	422	493	348	449	449	370	427	475	427	381
6	Lafayette / Moraga / Orinda	111	118	59	119	125	72	92	101	88	66	116	94	80
250 *	St Mary's College Gael Rail Shuttle	12	15	4	11	14	4	9	7	-	-	5	13	14
301	Rossmoor / John Muir Medical Center	56	45	40	25	38	33	64	59	76	58	67	58	59
310	Concord Bart / Clayton Rd / Kirker Pass	432	445	398	406	440	386	474	441	406	418	409	400	354
311	Concord / Oak Grove / Treat Blvd / WC	206	184	154	177	208	174	178	195	173	179	214	195	161
314	Clayton Rd / Monument Blvd / PH	501	495	466	462	539	412	484	510	505	466	503	514	470
315	Concord / Willow Pass / Landana	59	52	42	46	47	28	56	43	46	56	40	51	38
316	Alhambra / Merello / Pleasant Hill	317	237	239	233	281	261	310	271	281	273	293	249	230
320	DVC / Concord	186	187	131	152	158	123	142	167	159	157	162	161	144
321	San Ramon / Walnut Creek	242	226	172	197	198	194	200	189	190	194	192	178	174
<b>TOTALS</b>		<b>2,554</b>	<b>2,387</b>	<b>2,085</b>	<b>2,250</b>	<b>2,540</b>	<b>2,035</b>	<b>2,458</b>	<b>2,431</b>	<b>2,293</b>	<b>2,295</b>	<b>2,477</b>	<b>2,340</b>	<b>2,105</b>

NOTE: \* Data from LINK Operators      \*\* Seasonal Routes

## Route Description Summary

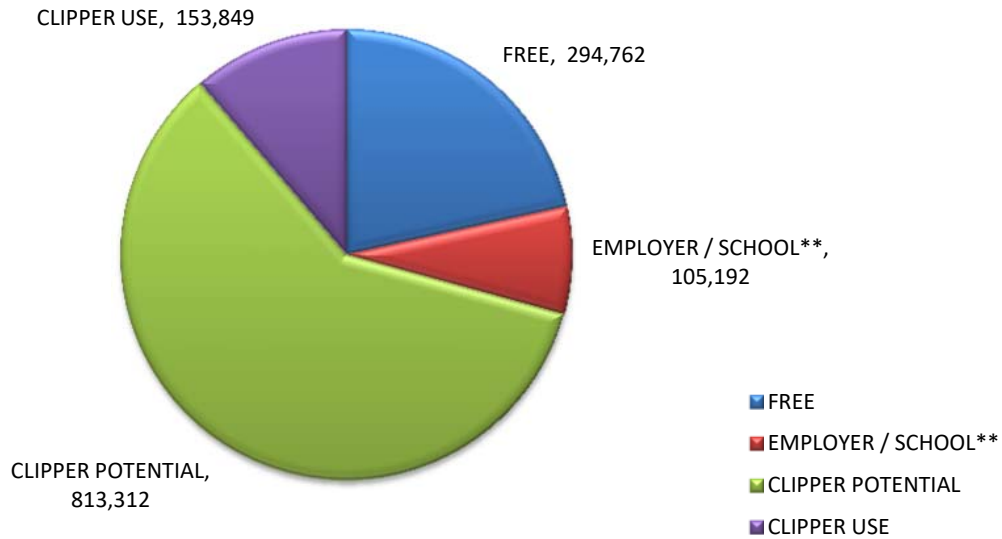
Route #	Description
1 (IM)	Rossmoor Shopping Center, Tice Valley Blvd, Boulevard Wy, Oakland Blvd, Trinity Ave , BART Walnut Creek, Ygnacio Valley, Montego, John Muir Medical Center, N Wiget Ln, Shadelands Office Park (Added Svc: <b>IM</b> = BART Walnut Creek, Ygnacio Valley, Montego, John Muir Medical Center, Marchbanks )
2	Rudgear Rd, Stewart Ave, Trotter Wy, Dapplegray Rd, Palmer Rd, Mountain View Blvd, San Miguel Dr, N & S California Blvd, BART Walnut Creek
3	Amtrak, Marina Vista Ave, Berrelessa St, Alhambra Ave, D St, Estudillo St, Vista Way, Pine St, Center Ave, Morello Ave, Arnold Dr, Howe Rd, Terrace Way, Shell Ave, Green St, Court St.
4	BART Walnut Creek, N California Blvd, Locust St, Mt Diablo Blvd, Broadway Plaza, S Main St, Pringle Ave
4H	Walnut Creek Extended Holiday Service (November 27 thru December 31)
5	BART Walnut Creek, Rivieria Ave, Parkside Dr, N Civic Dr, N Broadway, Lincoln Ave, Mt Pisgah St, S Main St, Creekside Dr
6	BART Orinda, Orinda Village, Orinda Wy, Moraga Wy, Moraga Rd, St Marys Rd, St Mary's College, Mt Diablo Blvd, BART Lafayette
7	BART Pleasant Hill, Treat Blvd, Bancroft Rd, Ygnacio Valley Rd, Shadelands Office Park, Marchbanks, BART Walnut Creek, Riviera Ave, Buena Vista, Geary Rd
9	DVC, Contra Costa Blvd, Ellinwood Wy, JFK University, Gregory Ln, Cleaveland Rd, Boyd Rd, W Hookston Rd, Patterson Blvd, Oak Park Blvd, Coggins Dr, BART Pleasant Hill, N Main St, N California Blvd, BART Walnut Creek
10	BART Concord, Clayton Rd, Center St, Marsh Creek Rd
11	BART Concord, Port Chicago Highway, Salvio St, Mira Vista Terrace, Fry Wy, Clayton Rd, Market St, Meadow Ln, Oak Grove Rd, Treat Blvd, BART Pleasant Hill
14	BART Concord, Oak St, Laguna St, Detroit Ave, Monument Blvd, Mohr Ln, David Ave, Bancroft Rd, Treat Blvd, BART Pleasant Hill
15	BART Concord, Port Chicago Highway, Salvio St, Parkside Dr, Willow Pass Rd, Landana Dr, West St, Clayton Rd, Treat Blvd, BART Pleasant Hill, Oak Rd, N Civic Dr, Ygnacio Valley Rd, BART Walnut Creek
16	BART Concord, Oak St, Galindo St, Monument Blvd, Crescent Plaza, Cleaveland Rd, Gregory Ln, Pleasant Hill Rd, Alhambra Ave, Berrellesa St, Escobar St, Court St, Martinez Amtrak
17	BART Concord, Grant St, East St, Solano Wy, Olivera Rd, Port Chicago Highway, BART North Concord
18	BART Pleasant Hill, Oak Rd, Buskirk Ave, Crescent Plaza, Gregory Ln, Pleasant Hill Rd, Taylor Blvd, Morello Ave, Viking Dr, Contra Costa Blvd, DVC, Old Quarry Rd, Pacheco Blvd, Muir Rd, Arnold Dr, Morello, Pacheco Blvd, Martinez Amtrak
19	BART Concord, Galindo St, Concord Ave, Bisso Ln, Stanwell Dr, John Glenn Dr, Galaxy Wy, Diamond Blvd, Contra Costa Blvd, Pacheco Blvd, Martinez Amtrak
20	BART Concord, Grant St, Concord Blvd, Clayton Rd, Gateway Blvd, Willow Pass Rd, Sun Valley Blvd, Golf Club Rd, DVC
21	BART Walnut Creek, N & S California Blvd, Newell Ave, S Main St, Danville Blvd, Railroad Ave, San Ramon Valley Blvd, Danville Park & Ride, Camino Ramon, Fostoria Wy, San Ramon Transit Center
25	BART Lafayette, Mt Diablo Blvd, Highway 24, Highway 680, BART Walnut Creek
28	BART North Concord, Port Chicago Highway, Bates Ave, Commercial Cir, Pike Ln, Arnold Industrial Wy, Marsh Dr, Contra Costa Blvd, Chilpancinco Pkwy, Old Quarry Rd, DVC, Highway 680, Highway 4, Center Ave, VA Clinic, Howe Rd, Pacheco Blvd, Martinez Amtrak
35	BART Dublin, Dublin Blvd, Dougherty Rd, Bollinger Canyon Rd, E Branch Pkwy, Windemere Pkwy, Sunset Dr, Bishop Dr, Executive Pkwy, San Ramon Transit Center
36	BART Dublin, Dublin Blvd, Village Pkwy, Alcosta Blvd, Fircrest Ln, San Ramon Valley Blvd, Tareyton Ave, Bollinger Canyon Rd, Crow Canyon Rd, Executive Pkwy, San Ramon Transit Center
91X	BART Concord, Galindo St, Concord Ave, John Glenn Dr, Galaxy Wy, Chevron, Diamond Blvd, Willow Pass Rd, Gateway Blvd, Clayton Rd, Oak St
92X	Shadelands Office Park, Ygnacio Valley Rd, Highway 680, Danville Park & Ride, Crow Canyon Rd, Bishop Ranch 15, San Ramon Transit Center, Camino Ramon, ATT, Sunset Dr, Chevron, Ace Train Station Pleasanton
93X	BART Walnut Creek, Ygnacio Valley Rd, Shadelands Office Park, Oak Grove Rd, Kirker Pass Rode, Railroad Ave, Buchanan Rd, Somersville Rd, Fairview Dr, Delta Fair Blvd, Highway 4, Hillcrest Park & Ride
95X	BART Walnut Creek, Highway 680, Crow Canyon Pl, Fostoria Wy, Camino Ramon, San Ramon Transit Center
96X	BART Walnut Creek, Highway 680, Chevron, Bishop Ranch 1, Bishop Ranch 3, Bishop Ranch 6, San Ramon Transit Center, Bishop Ranch 15, Annabel Ln, Bishop Ranch 8, Bishop Dr, Sunset Dr
97X	BART Dublin, Highway 680, Highway 580, Chevron, Bishop Ranch 1, Bishop Ranch 3, Bishop Ranch 6, San Ramon Transit Center, Bishop Ranch 15, Annabel Ln, Bishop Ranch 8, Bishop Dr, Sunset Dr
98X	BART Walnut Creek, N Main St, Highway 680, Sun Valley Blvd, Contra Costa Blvd, Concord Ave, Diamond Blvd., Highway 680, Highway 4, Alhambra Ave, Berrellesa St, Escobar St, Court St, Martinez Amtrak



## Route Description Summary

Route #	Description
250	St Mary's College, St Marys Rd, Moraga Rd, Mt Diablo Blvd, BART Lafayette
260	Cal State, East Bay, Concord Bart
301	Rossmoor Shopping Center, Tice Valley Blvd, Boulevard Wy, Oakland Blvd, Trinity Ave , BART Walnut Creek, Ygnacio Valley, Montego, John Muir Medical Center
310	Concord Bart, Clayton Rd, Kirker Pass
311	BART Concord, Port Chicago Highway, Salvio St, Mira Vista Terrace, Fry Wy, Clayton Rd, Market St, Meadow Ln, Oak Grove Rd, Treat Blvd, BART Pleasant Hill
314	Ayers Rd, Concord Blvd, Kirker Pass Rd, Clayton Rd, BART Concord, Oak St, Laguna St, Detroit Ave, Monument Blvd, Mohr Ln, David Ave, Crescent Plaza, Cleaveland Rd, Gregory Ln, Contra Costa Blvd, DVC
315	BART Concord, Port Chicago Highway, Salvio St, Parkside Dr, Willow Pass Rd, Landana Dr, West St, Clayton Rd
316	BART Pleasant Hill, Oak Rd, Buskirk Ave, Crescent Plaza, Gregory Ln, Contra Costa Blvd, Golf Club Rd, DVC, Old Quarry Rd, Pacheco Blvd, Muir Rd, Arnold Dr, Pacheco Blvd, Morrelo Ave, Martinez Amtrak, Berrellesa St, Alhambra Ave
320	BART Concord, Grant St, Concord Blvd, Clayton Rd, Gateway Blvd, Willow Pass Rd, Diamond Blvd, Concord Ave, Chilpancingo Pkwy, Old Quarry Rd, DVC
321	BART Walnut Creek, N & S California Blvd, Newell Ave, S Main St, Danville Blvd, Railroad Ave, San Ramon Valley Blvd, Camino Ramon, Fostoria Wy, San Ramon Transit Center- Shops at BR.
601	N Civic Dr, Parkside Dr, Riveria Ave, BART Walnut Creek, Trinity Ave, Oakland Blvd, Boulevard Wy, Tice Valley Blvd, Meadow Rd, Castle Hill Rd, Danville Blvd, Hillgrade Ave,, Crest Ave, Rossmoor Shopping Center
602	Walnut Blvd, Oro Valley Cir, Mountain View Blvd, Rudgear Rd, Stewart Ave, Trotter Wy, Dapplegray Rd, Palmer Rd, Mountain View Blvd, San Miguel Dr, N & S California Blvd, BART Walnut Creek
603	Camino Pablo, Moraga Rd, St Marys Rd, St Mary's College, Mt Diablo Blvd, BART Lafayette
605	N Civic Dr, N Broadway, Lincoln Ave, Mt Pischah St, Newell Ave, Lilac Dr, S Main St, Creekside Dr
606	BART Orinda, Orinda Wy, Miner Rd, Honey Hill Rd, Via Las Cruces, Saint Stephens Dr, Orinda Woods Dr, Moraga Wy, Ivy Dr, Moraga Rd, St Marys Rd, St Mary's College, Mt Diablo Blvd, BART Lafayette
608	VA Clinic, Center Ave, Pacheco Blvd, Contra Costa Blvd, Chilpancingo Pkwy, Old Quarry Rd, DVC
611	BART Concord, Port Chicago Highway, Salvio St, Mira Vista Terrace, Fry Wy, Clayton Rd, Market St, Meadow Ln, Oak Grove Rd, Treat Blvd, Bancroft Rd, Minert Rd
612	BART Concord, Clayton Rd, Ayers Rd, Concord Blvd, Kirker Pass Rd, Washington Blvd, Pennsylvania Blvd, Pine Hollow Rd, El Camino Dr, Michigan Blvd
613	Minert Rd, Oak Grove Rd, Monument Blvd, Detroit Ave, Laguna St, Oak St, BART Concord
614	BART Concord, Clayton Rd, Michigan Blvd, Pennsylvania Blvd, Pine Hollow Rd, El Camino Dr
615	Concord Blvd, Landana Dr., Willow Pass Rd., Parkside Dr., Salvio St., East St., clayton Rd., Oakland Ave., Mount Diablo St., BART Concord
616	Treat Blvd, Bancroft Rd, Minert Rd, Oak Grove Rd, Monument Blvd, San Miguel Rd, Galindo St, Oak St, BART Concord
619	Minert Rd, Oak Grove Rd, Monument Blvd, Mohr Ln, David Ave, Bancroft Rd, Treat Blvd, BART Pleasant Hill
622	Pine Valley Rd, Broadmoor Dr, Montevideo Dr, Alcosta Blvd, Crow Canyon Rd, Tassajara Ranch Rd, Camino Tassajara
623	Danville Blvd, Stone Valley Rd, Green Valley Rd, Diablo Rd, Hartz Ave, San Ramon Valley Blvd, Sycamore Valley Rd, Camino Tassajara, Tassajara Ranch Rd, Crow Canyon Rd, Anabel Ln
625	Rossmoor Shopping Center, Tice Valley Blvd, Olympic Blvd, Pleasant Hill Rd, Acalanes Ave, Stanley Blvd, Mt Diablo Blvd, BART Lafayette, Happy Valley Rd, Upper Happy Valley Rd, El Nido Ranch Rd, Hidden Valley Rd, Acalanes Rd
626	St Mary's College, St Marys Rd, Rohrer Dr, Moraga Rd, Mt Diablo Blvd, BART Lafayette, Happy Valley Rd, Upper Happy Valley Rd, El Nido Ranch Rd, Hidden Valley Rd, Acalanes Rd
627	BART North Concord, Port Chicago Highway, Bates Ave, Mason Cir
635	Bollinger Canyon Rd, Dougherty Rd, Crow Canyon Rd, Tassajara Ranch Rd, Camino Tassajara, Lusitano St, Charbray St
636	San Ramon Transit Center, Executive Pkwy, Crow Canyon Rd, Bollinger Canyon Rd, San Ramon Valley Blvd, Broadmoor Dr, Alcosta Blvd, Fircrest Ln, Village Pkwy, Dublin Blvd, BART Dublin
649	DVC, Galaxy Way / Meridian Park Blvd , BART Concord
<b>Alamo Creek Shuttle</b>	Alamo Creek, Monterosso, Ponderosa Colony, BART Walnut Creek

## FY 16-17 YTD Clipper Trend



### CLIPPER TREND\*

Month	TOTAL RIDERSHIP	FREE	EMPLOYER / SCHOOL**	CLIPPER POTENTIAL	CLIPPER USE	% OF POTENTIAL
Jul-16	257,659	67,831	23,153	166,675	31,429	18.9%
Aug-16	317,222	76,980	27,693	212,550	39,003	18.4%
Sep-16	323,217	75,770	26,905	220,542	40,702	18.5%
Oct-16	315,168	74,181	27,440	213,546	42,715	20.0%
Nov-16	-	-	-	-	-	-
Dec-16	-	-	-	-	-	-
Jan-17	-	-	-	-	-	-
Feb-17	-	-	-	-	-	-
Mar-17	-	-	-	-	-	-
Apr-17	-	-	-	-	-	-
May-17	-	-	-	-	-	-
Jun-17	-	-	-	-	-	-
<b>Grand Total</b>	<b>1,213,266</b>	<b>294,762</b>	<b>105,192</b>	<b>813,312</b>	<b>153,849</b>	<b>19%</b>

\*Clipper implemented 11/01/2015

\*\* Revise in Summer months to exclude SYP

<b>FREE</b>	Free / Mid-Day Free
<b>EMPLOYER / SCHOOL</b>	92X-Ace Train / Bishop Ranch / Chevron, Galaxy, Airport, UFCW Trust (91X) / St Marys / JFKU / COCO / Promo - SYP & CSEB (Rte 260)