

### Agenda Item 7.a

**TO:** O&S Committee

**DATE:** January 22, 2013

**FROM:** Anne Muzzini  
Director of Planning & Marketing

**SUBJ:** Fixed Route Reports

### Fixed Route Operating Reports for December 2016

#### 1. Monthly Boarding's Data

The following represent the numbers that are most important to staff in evaluating the performance of the fixed route system.

<u>Title</u>	<b>FY16-17</b>		<u>Annual Goal</u>
	<u>Current Month</u>	<u>YTD Avg</u>	
Total Passengers	244,731		
Average Weekday	11,654	12,871	
Pass/Rev Hour	14.9	15.8	Standard Goal > 17.0
Missed Trips	0.09%	0.14%	Standard Goal < 0.25%
Miles between Road Calls	34,325	40,524	Standard Goal > 18,000

\* Based on current standards from updated SRTP

#### Analysis

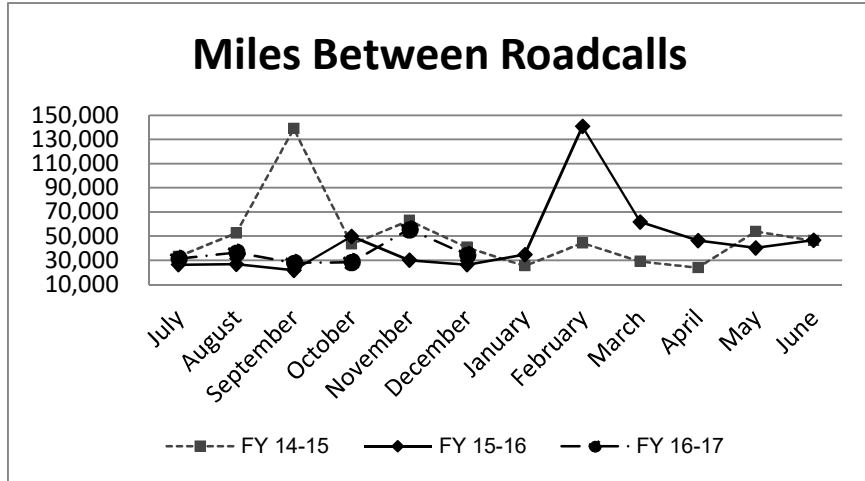
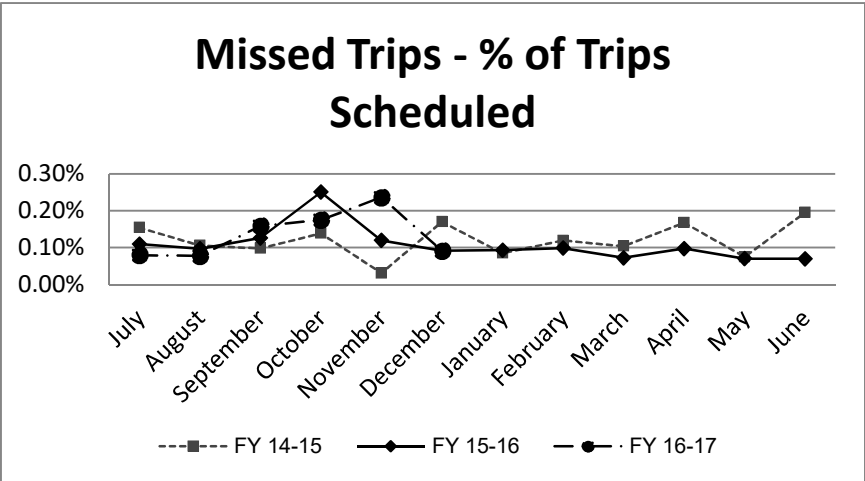
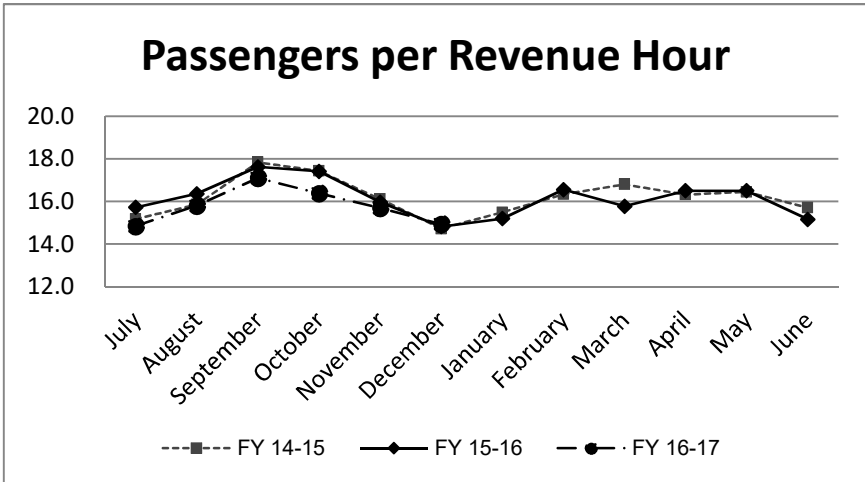
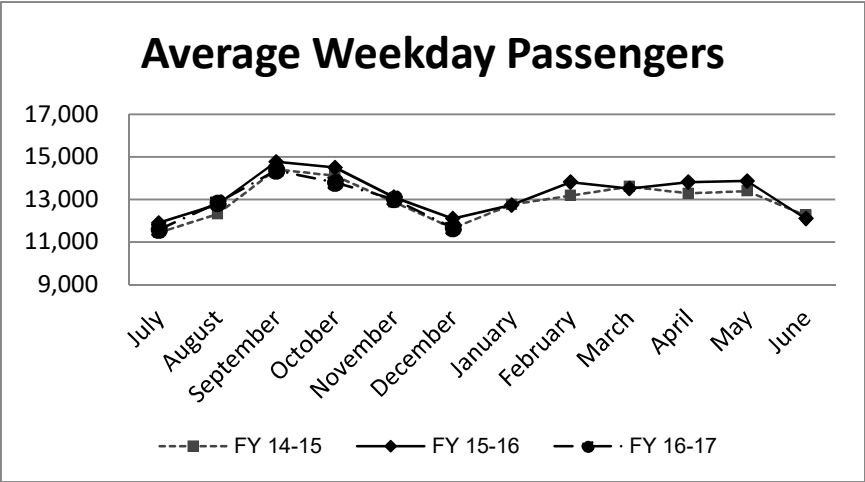
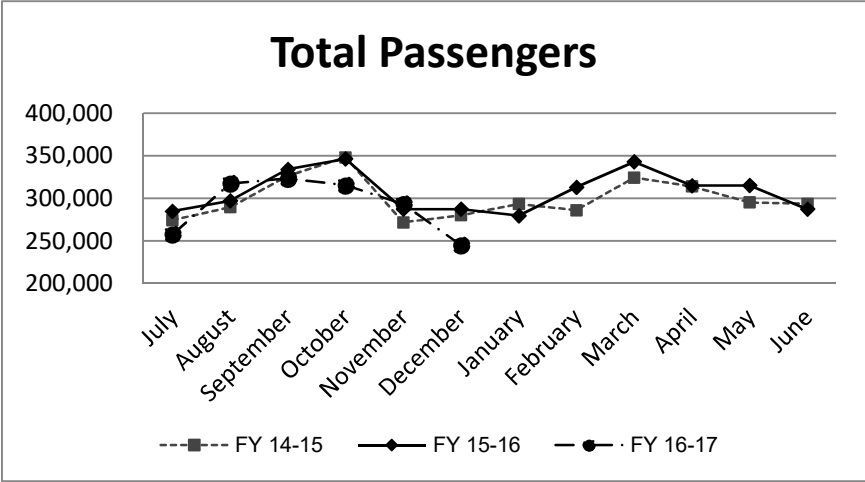
Average weekday ridership was lower in December (11,654 passengers) than November (13,017 passengers) and lower than December 2015 (12,099 passengers).

Passengers per hour in December was 14.9, which is lower than 15.7 in November and slightly higher than December 2015 when passengers per hour was 14.8.

The percentage of missed trips in December was 0.09%, lower than the prior month (0.24%). The YTD average is 0.14% missed trips.

The number of miles between roadcalls was 34,325 miles in December, lower than the prior month in which there were 55,633 miles between roadcalls. The 12 month average is 40,524 miles between roadcalls.

Clipper became available to the public on November 1, 2015. Of a total 267,672 passengers in December, 176,887 passengers had the potential to use a Clipper card aboard County Connection since 90,785 either used an employee sponsored program or the midday free program. About 20.2% of the 267,672 potential Clipper card users paid using Clipper during this month.



**TRANSPORTATION and MAINTANCE  
Operation Data Summary**

TRANSPORTATION	2015	2016	2016	2016	2016	2016	2016	2016	2016	2016	2016	2016	2016	12 Month TOTALS
	December	January	February	March	April	May	June	July	August	September	October	November	December	
Number of Buses	121	121	121	121	121	121	121	121	121	121	121	125	125	122
Totals Hub Miles	289,472	276,517	281,448	308,293	277,867	282,096	279,828	250,513	290,918	278,639	284,619	278,166	274,599	3,363,503
<b>Work Days</b>	30	30	29	31	30	30	30	30	31	29	31	29	30	360
Revenue Hours	19,382	18,407	18,913	20,963	19,081	19,080	18,954	17,337	20,082	18,901	19,243	18,699	17,925	227,585
Operator Pay Hours	36,049	33,665	32,164	33,459	31,459	33,045	30,724	32,230	31,744	31,060	33,529	32,752	33,306	389,138
Number of Operators	173	170	175	171	176	165	168	166	170	163	159	167	167	168
<b>Unscheduled Absences</b>	<b>328</b>	<b>302</b>	<b>372</b>	<b>399</b>	<b>354</b>	<b>278</b>	<b>260</b>	<b>283</b>	<b>249</b>	<b>315</b>	<b>334</b>	<b>416</b>	<b>312</b>	<b>3,874</b>
FT Protection	34	41	50	56	52	37	23	37	29	53	42	56	63	539
Worker Comp.	115	92	113	115	93	82	71	62		115	98	116	87	1,044
Sick leave	179	169	209	228	209	159	166	184	220	147	194	244	162	2,291
<b>Collision Accidents</b>	7	4	6	4	7	7	7	2	8	6	3	6	6	66
Passenger Accidents	18	18	17	28	15	13	11	15	21	24	13	14	16	205
Total Chargeable Collisions	2	3	2	1	1	3	2	1	3	1	0	5	3	25
<b>Chargeable/100K Miles</b>	<b>0.69</b>	<b>1.08</b>	<b>0.71</b>	<b>0.32</b>	<b>0.35</b>	<b>1.06</b>	<b>0.71</b>	<b>0.39</b>	<b>1.03</b>	<b>0.35</b>	<b>0.00</b>	<b>1.79</b>	<b>1.09</b>	<b>0.74</b>
Number of Trips Scheduled	26,098	24,713	25,316	27,585	25,617	25,617	25,816	23,820	27,024	25,216	25,724	24,989	25,185	306,622
Number of Trips Missed	24	23	25	20	25	18	18	19	21	40	45	59	23	336
<b>Of Trips Scheduled - % Missed</b>	<b>0.09%</b>	<b>0.09%</b>	<b>0.10%</b>	<b>0.07%</b>	<b>0.10%</b>	<b>0.07%</b>	<b>0.07%</b>	<b>0.08%</b>	<b>0.08%</b>	<b>0.16%</b>	<b>0.17%</b>	<b>0.24%</b>	<b>0.09%</b>	<b>0.11%</b>
Of Trips Missed - Mechanical	13	6	20	11	9	13	15	10	12	18	12	5	17	148
On Time Performance %	85%	87%	86%	87%	87%	85%	87%	88%	85%	82%	84%	84%	N/A	86%
<b>MAINTENANCE</b>														
A/C Operative - Avg. %	100%	100%	100%	100%	100%	100%	100%	100%	100%	100%	100%	100%	100%	100%
Lifts Operative - Ave %	100%	100%	100%	100%	100%	100%	100%	100%	100%	100%	100%	100%	100%	100%
PM Complete on Schedule	100%	100%	100%	100%	100%	100%	100%	100%	100%	100%	100%	100%	100%	100%
Total Road Calls	13	9	9	8	11	13	9	11	12	14	14	9	12	131
Road Calls for Mechanical	11	8	2	5	6	7	6	8	8	10	10	5	8	83
<b>Road Calls for Other</b>	<b>2</b>	<b>1</b>	<b>7</b>	<b>3</b>	<b>5</b>	<b>6</b>	<b>3</b>	<b>3</b>	<b>4</b>	<b>4</b>	<b>4</b>	<b>4</b>	<b>4</b>	<b>48</b>
<b>Miles Between Mechanical Road Calls</b>														
Bus Numbers														
200 - 299	20,728	12,766	31,777	13,658	N/A	N/A	N/A	N/A	N/A	N/A	N/A	N/A	N/A	N/A
300 - 399	18,207	34,031	33,469	37,885	33,962	17,770	36,967	6,937	39,921	37,632	18,329	18,865	19,314	
400 - 499	32,089	30,229	31,018	30,646	25,744	27,994	30,505	28,423	31,336	13,499	15,957	26,364	26,934	
500 - 518	17,593	15,465	41,676	7,993	N/A	N/A	N/A	N/A	N/A	N/A	N/A	N/A	N/A	
900 - 939	27,556	49,085	99,815	38,259	24,175	23,577	45,368	40,737	15,626	22,576	29,101	86,295	30,064	
1300-1309	24,796	25,593	27,046	27,284	22,245	23,462	6,845	18,769	19,887	10,570	22,158	21,371	17,751	
1400-1406	12,446	14,760	15,957	6,892	13,486	12,032	12,980	11,178	12,895	11,654	9,714	9,811	11,134	
1500-1532	N/A	1,809	690	62,265	85,732	88,761	88,160	75,985	93,124	90,915	32,291	94,333	44,980	
1600-1603 (Electric)	N/A	N/A	N/A	N/A	N/A	N/A	N/A	N/A	N/A	N/A	N/A	2,263	0	
Fleet Avg.	26,316	34,724	140,724	61,659	46,311	40,299	46,638	31,314	36,365	27,864	28,462	55,633	34,325	40,524
Maintenance Pay Hours	4,210	4,549	4,353	4,612	4,565	4,718	4,080	3,976	4,465	4,195	3,194	4,100	4,024	50,832
No. Maint. Employees	27	26	26	26	27	27	26	25	25	26	26	25	26	26
<b>Maint. Emps/100K Miles</b>	<b>9</b>	<b>9</b>	<b>9</b>	<b>8</b>	<b>10</b>	<b>10</b>	<b>9</b>	<b>10</b>	<b>9</b>	<b>9</b>	<b>9</b>	<b>9</b>	<b>9</b>	<b>9</b>
Unscheduled Absences	3	1	3	3	2	4	5	2	0	3	4	6	3	3

Note: Some statistics may not be available (N/A) at this time. These will be brought current in future reports.

**MONTHLY BOARDINGS  
Operations Data Summary**

Fixed Route Boardings		Passengers by Revenue Hrs/Miles		Service Days		Fiscal YTD Comparison Passenger Boardings	
<b>December 2016 - Fixed Route Boardings</b>	267,638	Revenue Hours - December 2016	17,925	Weekdays - Dec16	21	Fiscal 2017 YTD	1,774,176
		December 2015	19,382	Dec15	22		
Special Event - Walnut Creek Marathon	34	Revenue Miles - December 2016	203,208	Saturdays - Dec16	5	Fiscal 2016 YTD	1,836,578
		December 2015	211,338	Dec15	4		
				Sundays - Dec16	4		
				Dec15	4		
<b>December 2016 Total Boardings</b>	<b>267,672</b>	<b>Passengers per Mile</b>	<b>1.3</b>	<b>Total Days - 2016</b>	<b>30</b>	<b>YTD Trend</b>	<b>(3.4%)</b>
<b>December 2015 Total Boardings</b>	<b>287,245</b>	<b>Passengers per Hour</b>	<b>14.9</b>	<b>2015</b>	<b>30</b>	<b>Monthly Trend</b>	<b>(6.8%)</b>

December 2016 Fixed Route Passenger Total						December 2016	December 2016
Route	Destination Information	Weekday	Saturday	Sunday	Total	Weekday Average	Passengers per Revenue Hour
1 (IM)	Rossmoor / Shadelands	7,306			7,306	348	10.9
2	Rudgear / Walnut Creek	274			274	13	3.9
3	Martinez Community Shuttle	1,938			1,938	92	6.4
4	Walnut Creek Downtown Shuttle	18,541	2,990	1,956	23,486	883	25.6
4H **	Walnut Creek Extended Holiday Service	584	323		907	28	7.1
5	Creekside / Walnut Creek	10,173			10,173	484	26.0
6	Lafayette / Moraga / Orinda	7,891	397	315	8,603	376	11.1
7	Shadelands / Pleasant Hill / Walnut Creek	7,706			7,706	367	17.8
9	DVC / Walnut Creek	10,507			10,507	500	14.3
10	Concord / Clayton Rd	20,637			20,637	983	20.5
11	Treat Blvd / Oak Grove	6,083			6,083	290	15.6
14	Monument Blvd	10,826			10,826	516	13.0
15	Treat Boulevard	9,339			9,339	445	14.3
16	Alhambra Ave / Monument Blvd	14,998			14,998	714	13.8
17	Olivera/Solano / Salvio / North Concord	4,934			4,934	235	12.8
18	Amtrak / Merello / Pleasant Hill	7,979			7,979	380	12.2
19	Amtrak / Pacheco Blvd / Concord	3,006			3,006	143	10.4
20	DVC / Concord	19,158			19,158	912	19.6
21	Walnut Creek / San Ramon Transit Center	11,372			11,372	542	11.1
25	Lafayette / Walnut Creek	1,167			1,167	56	6.0
28	North Concord / Martinez	5,873			5,873	280	9.3
35	Dougherty Valley	11,201			11,201	533	16.0
36	San Ramon / Dublin	4,604			4,604	219	8.2
91X	Concord Commuter Express	1,111			1,111	53	10.8
92X	Ace Shuttle Express	3,557			3,557	169	16.3
93X	Kirker Pass Express	3,416			3,416	163	11.8
95X	San Ramon / Danville Express	3,095			3,095	147	15.2
96X	Bishop Ranch Express	10,152			10,152	483	14.6
97X	Bishop Ranch Express	1,759			1,759	84	9.4
98X	Martinez Express	6,268			6,268	298	14.1
250 *	Gael Rail Service	16	13	2	31	2	0.4
260 *	Cal State East Bay / Concord Bart	120			120	20	1.4
301	Rossmoor / John Muir Medical Center		222	231	453		5.1
310	Concord Bart / Clayton Rd / Kirker Pass		2,021	1,752	3,773		24.8
311	Concord / Oak Grove / Treat Blvd / WC		873	657	1,531		11.0
314	Clayton Rd / Monument Blvd / PH		2,788	2,070	4,858		19.4
315	Concord / Willow Pass / Landana		259	156	415		7.2
316	Alhambra / Merello / Pleasant Hill		1,398	984	2,382		13.2
320	DVC / Concord		1,000	604	1,604		13.5
321	San Ramon / Walnut Creek		1,068	829	1,897		10.4
Alamo Creek *	Alamo Creek / BART Walnut Creek	328			328	16	1.9
600's	Select Service	18,812			18,812	896	42.6
<b>TOTALS</b>		<b>244,731</b>	<b>13,352</b>	<b>9,555</b>	<b>267,638</b>	<b>11,654</b>	<b>14.9</b>

\* Data from LINK Operators      \*\* Seasonal Routes

## Operations Data Summary

### DECEMBER 2016 PRODUCTIVITY

(sorted by Pass / Rev Hr - decending order)

Route	Destination Information	Total	Wkday Avg	Passenger / Rev Hr
600's	Select Service	18,812	896	42.6
5	Creekside / Walnut Creek	10,173	484	26.0
4	Walnut Creek Downtown Shuttle	23,486	883	25.6
310	Concord Bart / Clayton Rd / Kirker Pass	3,773	-	24.8
10	Concord / Clayton Rd	20,637	983	20.5
20	DVC / Concord	19,158	912	19.6
314	Clayton Rd / Monument Blvd / Pleasant Hill	4,858	-	19.4
7	Shadelands / Pleasant Hill / Walnut Creek	7,706	367	17.8
92X	Ace Shuttle Express	3,557	169	16.3
35	Dougherty Valley	11,201	533	16.0
11	Treat Blvd / Oak Grove	6,083	290	15.6
95X	San Ramon / Danville Express	3,095	147	15.2
96X	Bishop Ranch Express	10,152	483	14.6
9	DVC / Walnut Creek	10,507	500	14.3
15	Treat Boulevard	9,339	445	14.3
98X	Martinez Express	6,268	298	14.1
16	Alhambra Ave / Monument Blvd	14,998	714	13.8
320	DVC / Concord	1,604	-	13.5
316	Alhambra / Merello / Pleasant Hill	2,382	-	13.2
14	Monument Blvd	10,826	516	13.0
17	Olivera/Solano / Salvio / North Concord	4,934	235	12.8
18	Amtrak / Merello / Pleasant Hill	7,979	380	12.2
93X	Kirker Pass Express	3,416	163	11.8
21	Walnut Creek / San Ramon Transit Center	11,372	542	11.1
6	Lafayette / Moraga / Orinda / Orinda Village	8,603	376	11.1
311	Concord / Oak Grove / Treat Blvd / Walnut Creek	1,531	-	11.0
1 (IM)	Rossmoor / Shadelands	7,306	348	10.9
91X	Concord Commuter Express	1,111	53	10.8
321	San Ramon / Walnut Creek	1,897	-	10.4
19	Amtrak / Pacheco Blvd / Concord	3,006	143	10.4
97X	Bishop Ranch Express	1,759	84	9.4
28	North Concord / Martinez	5,873	280	9.3
36	San Ramon / Dublin	4,604	219	8.2
315	Concord / Willow Pass / Landana	415	-	7.2
4H **	Walnut Creek Extended Holiday Service	907	28	7.1
3	Martinez Community Shuttle	1,938	92	6.4
25	Lafayette / Walnut Creek	1,167	56	6.0
301	Rossmoor / John Muir Medical Center	453	-	5.1
2	Rudgear / Walnut Creek	274	13	3.9
Alamo *	Alamo Creek / BART Walnut Creek	328	16	1.9
260 *	Cal State East Bay / Concord Bart	120	20	1.4
250 *	Gael Rail Service	31	2	0.4

NOTE: \* Data from LINK Operators      \*\* Seasonal Routes

**Operations Data Summary**

**AVERAGE WEEKDAY BOARDINGS TREND**

Route	Destination Information	Dec-15	Jan-16	Feb-16	Mar-16	Apr-16	May-16	Jun-16	Jul-16	Aug-16	Sep-16	Oct-16	Nov-16	Dec-16
		22 Days	20 Days	21 Days	23 Days	21 Days	21 Days	22 Days	20 Days	23 Days	21 Days	21 Days	21 Days	21 Days
1 (1M)	Rossmoor / Shadelands	332	340	385	390	401	391	364	369	360	386	382	388	348
2	Rudgear / Walnut Creek	18	16	18	18	18	15	14	15	18	16	14	15	13
3	Martinez Community Shuttle	85	88	101	89	80	79	79	80	95	94	93	83	92
4	Walnut Creek Downtown Shuttle	826	769	820	800	805	819	840	881	880	862	831	829	883
4H **	Walnut Creek Extended Holiday Shuttle	21	-	-	-	-	-	-	-	-	-	-	4	28
5	Creekside / Walnut Creek	446	500	516	518	508	544	507	509	529	588	565	547	484
6	Lafayette / Moraga / Orinda	393	493	504	504	481	465	343	319	370	506	514	479	376
7	Shadelands / Pleasant Hill / Walnut Creek	282	334	341	371	390	394	366	316	367	406	444	410	367
9	DVC / Walnut Creek	527	529	604	557	559	595	536	540	577	599	570	536	500
10	Concord / Clayton Rd	1,109	1,096	1,207	1,170	1,204	1,170	1,087	1,069	1,095	1,222	1,123	1,116	983
11	Treat Blvd / Oak Grove	282	284	311	305	322	339	300	282	334	337	313	305	290
14	Monument Blvd	593	613	649	636	651	646	605	590	597	608	591	572	516
15	Treat Boulevard	492	545	580	496	530	566	480	519	507	563	526	517	445
16	Alhambra Ave / Monument Blvd	754	749	833	811	835	886	805	761	767	835	782	772	714
17	Olivera/Solano / Salvio / North Concord	260	248	262	260	275	254	254	258	260	248	253	247	235
18	Amtrak / Merello / Pleasant Hill	408	400	454	445	463	440	397	403	435	499	465	445	380
19	Amtrak / Pacheco Blvd / Concord	151	143	162	163	172	178	165	152	155	171	158	157	143
20	DVC / Concord	995	926	1,238	1,150	1,194	1,135	1,000	1,060	1,160	1,285	1,229	1,171	912
21	Walnut Creek / San Ramon Transit Center	572	594	612	610	618	627	578	544	570	619	596	573	542
25	Lafayette / Walnut Creek	66	69	86	69	77	65	54	62	60	76	75	71	56
28	North Concord / Martinez	289	279	307	333	327	325	281	295	321	338	305	292	280
35	Dougherty Valley	508	537	585	598	592	586	559	523	591	654	655	593	533
36	San Ramon / Dublin	254	264	285	267	269	266	254	227	239	260	257	243	219
91X	Concord Commuter Express	55	64	58	62	62	60	60	59	62	68	66	58	53
92X	Ace Shuttle Express	175	211	210	206	215	219	220	223	213	236	213	206	169
93X	Kirker Pass Express	175	185	194	202	198	190	186	189	199	208	208	184	163
95X	San Ramon / Danville Express	170	179	188	180	170	171	164	174	176	182	176	166	147
96X	Bishop Ranch Express	502	557	565	571	599	579	585	573	578	563	567	536	483
97X	Bishop Ranch Express	90	100	87	103	106	109	112	102	98	102	109	91	84
98X	Martinez Express	399	387	420	414	443	424	385	392	380	401	372	357	298
250 *	St Mary's College Gael Rail Shuttle	3	7	6	7	5	6	-	-	1	6	9	3	2
260 *	Cal State East Bay / Concord Bart	15	17	17	14	15	13	9	8	6	33	30	30	20
ALAMO *	Alamo Creek / BART Walnut Creek	20	20	19	25	20	25	23	22	19	19	17	17	16
600's	Select Service	845	1,202	1,190	1,180	1,217	1,297	491	55	819	1,397	1,295	1,011	896
<b>TOTALS</b>		<b>12,099</b>	<b>12,735</b>	<b>13,809</b>	<b>13,514</b>	<b>13,812</b>	<b>13,869</b>	<b>12,099</b>	<b>11,571</b>	<b>12,837</b>	<b>14,358</b>	<b>13,792</b>	<b>13,017</b>	<b>11,654</b>

*NOTE:* \* Data from LINK Operators      \*\* Seasonal Routes

## Operations Data Summary

### AVERAGE WEEKEND BOARDINGS TREND

SATURDAY		Dec-15	Jan-16	Feb-16	Mar-16	Apr-16	May-16	Jun-16	Jul-16	Aug-16	Sep-16	Oct-16	Nov-16	Dec-16
Route	Destination Information	4 Days	5 Days	4 Days	4 Days	5 Days	4 Days	4 Days	5 Days	4 Days	4 Days	5 Days	4 Days	5 Days
4	Walnut Creek Downtown Shuttle	591	455	555	535	522	469	530	495	554	589	587	535	598
4H **	Walnut Creek Extended Holiday Shuttle	73	-	-	-	-	-	-	-	-	-	-	18	65
6	Lafayette / Moraga / Orinda	90	127	151	116	145	102	80	89	96	147	134	114	79
250 *	St Mary's College Gael Rail Shuttle	4	22	22	4	16	5	-	-	4	22	16	19	3
301	Rossmoor / John Muir Medical Center	58	51	61	58	70	70	73	77	62	87	69	63	44
310	Concord Bart / Clayton Rd / Kirker Pass	529	504	539	503	494	495	520	457	460	459	473	427	404
311	Concord / Oak Grove / Treat Blvd / WC	265	216	251	210	227	237	233	244	254	240	243	202	175
314	Clayton Rd / Monument Blvd / PH	707	572	695	589	645	621	642	612	683	661	652	583	558
315	Concord / Willow Pass / Landana	60	54	87	60	72	65	54	85	62	63	71	61	52
316	Alhambra / Merello / Pleasant Hill	330	291	343	385	359	358	350	374	360	342	317	287	280
320	DVC / Concord	202	184	230	183	189	210	235	198	235	235	208	209	200
321	San Ramon / Walnut Creek	252	245	268	242	250	225	243	247	250	219	220	205	214
<b>TOTALS</b>		<b>3,162</b>	<b>2,718</b>	<b>3,201</b>	<b>2,884</b>	<b>2,989</b>	<b>2,857</b>	<b>2,960</b>	<b>2,879</b>	<b>3,019</b>	<b>3,065</b>	<b>2,989</b>	<b>2,723</b>	<b>2,670</b>

SUNDAY		Dec-15	Jan-16	Feb-16	Mar-16	Apr-16	May-16	Jun-16	Jul-16	Aug-16	Sep-16	Oct-16	Nov-16	Dec-16
Route	Destination Information	4 Days	5 Days	4 Days	4 Days	4 Days	5 Days	4 Days	5 Days	4 Days	4 Days	5 Days	4 Days	4 Days
4	Walnut Creek Downtown Shuttle	379	422	493	348	449	449	370	427	475	427	381	445	489
6	Lafayette / Moraga / Orinda	59	119	125	72	92	101	88	66	116	94	80	99	79
250 *	St Mary's College Gael Rail Shuttle	4	11	14	4	9	7	-	-	5	13	14	9	1
301	Rossmoor / John Muir Medical Center	40	25	38	33	64	59	76	58	67	58	59	71	58
310	Concord Bart / Clayton Rd / Kirker Pass	398	406	440	386	474	441	406	418	409	400	354	384	438
311	Concord / Oak Grove / Treat Blvd / WC	154	177	208	174	178	195	173	179	214	195	161	176	164
314	Clayton Rd / Monument Blvd / PH	466	462	539	412	484	510	505	466	503	514	470	468	517
315	Concord / Willow Pass / Landana	42	46	47	28	56	43	46	56	40	51	38	46	39
316	Alhambra / Merello / Pleasant Hill	239	233	281	261	310	271	281	273	293	249	230	231	246
320	DVC / Concord	131	152	158	123	142	167	159	157	162	161	144	137	151
321	San Ramon / Walnut Creek	172	197	198	194	200	189	190	194	192	178	174	182	207
<b>TOTALS</b>		<b>2,085</b>	<b>2,250</b>	<b>2,540</b>	<b>2,035</b>	<b>2,458</b>	<b>2,431</b>	<b>2,293</b>	<b>2,295</b>	<b>2,477</b>	<b>2,340</b>	<b>2,105</b>	<b>2,249</b>	<b>2,389</b>

NOTE: \* Data from LINK Operators      \*\* Seasonal Routes

## Route Description Summary

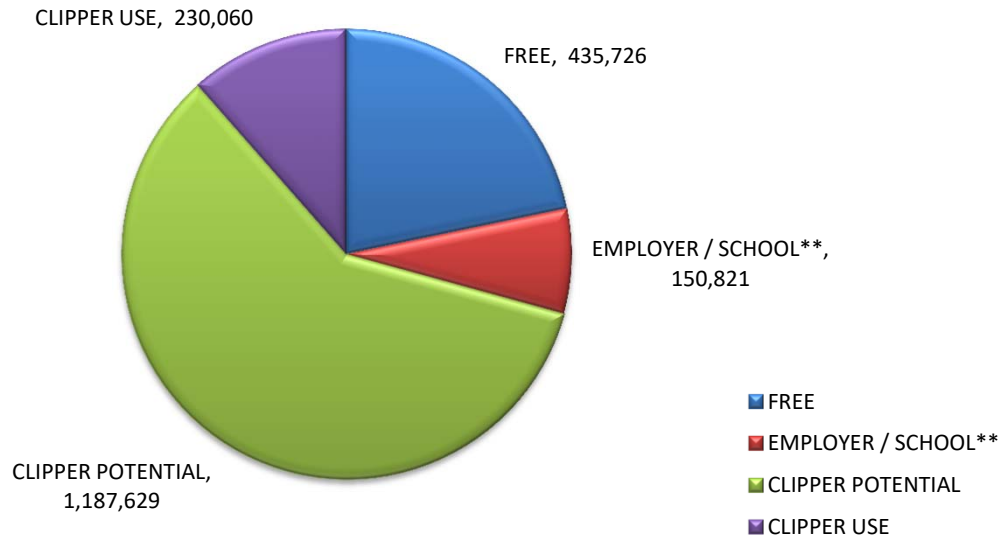
Route #	Description
1 (IM)	Rossmoor Shopping Center, Tice Valley Blvd, Boulevard Wy, Oakland Blvd, Trinity Ave , BART Walnut Creek, Ygnacio Valley, Montego, John Muir Medical Center, N Wiget Ln, Shadelands Office Park (Added Svc: <b>IM</b> = BART Walnut Creek, Ygnacio Valley, Montego, John Muir Medical Center, Marchbanks )
2	Rudgear Rd, Stewart Ave, Trotter Wy, Dapplegray Rd, Palmer Rd, Mountain View Blvd, San Miguel Dr, N & S California Blvd, BART Walnut Creek
3	Amtrak, Marina Vista Ave, Berrelessa St, Alhambra Ave, D St, Estudillo St, Vista Way, Pine St, Center Ave, Morello Ave, Arnold Dr, Howe Rd, Terrace Way, Shell Ave, Green St, Court St.
4	BART Walnut Creek, N California Blvd, Locust St, Mt Diablo Blvd, Broadway Plaza, S Main St, Pringle Ave
4H	Walnut Creek Extended Holiday Service (November 27 thru December 31)
5	BART Walnut Creek, Rivieria Ave, Parkside Dr, N Civic Dr, N Broadway, Lincoln Ave, Mt Pisgah St, S Main St, Creekside Dr
6	BART Orinda, Orinda Village, Orinda Wy, Moraga Wy, Moraga Rd, St Marys Rd, St Mary's College, Mt Diablo Blvd, BART Lafayette
7	BART Pleasant Hill, Treat Blvd, Bancroft Rd, Ygnacio Valley Rd, Shadelands Office Park, Marchbanks, BART Walnut Creek, Riviera Ave, Buena Vista, Geary Rd
9	DVC, Contra Costa Blvd, Ellinwood Wy, JFK University, Gregory Ln, Cleaveland Rd, Boyd Rd, W Hookston Rd, Patterson Blvd, Oak Park Blvd, Coggins Dr, BART Pleasant Hill, N Main St, N California Blvd, BART Walnut Creek
10	BART Concord, Clayton Rd, Center St, Marsh Creek Rd
11	BART Concord, Port Chicago Highway, Salvio St, Mira Vista Terrace, Fry Wy, Clayton Rd, Market St, Meadow Ln, Oak Grove Rd, Treat Blvd, BART Pleasant Hill
14	BART Concord, Oak St, Laguna St, Detroit Ave, Monument Blvd, Mohr Ln, David Ave, Bancroft Rd, Treat Blvd, BART Pleasant Hill
15	BART Concord, Port Chicago Highway, Salvio St, Parkside Dr, Willow Pass Rd, Landana Dr, West St, Clayton Rd, Treat Blvd, BART Pleasant Hill, Oak Rd, N Civic Dr, Ygnacio Valley Rd, BART Walnut Creek
16	BART Concord, Oak St, Galindo St, Monument Blvd, Crescent Plaza, Cleaveland Rd, Gregory Ln, Pleasant Hill Rd, Alhambra Ave, Berrellesa St, Escobar St, Court St, Martinez Amtrak
17	BART Concord, Grant St, East St, Solano Wy, Olivera Rd, Port Chicago Highway, BART North Concord
18	BART Pleasant Hill, Oak Rd, Buskirk Ave, Crescent Plaza, Gregory Ln, Pleasant Hill Rd, Taylor Blvd, Morello Ave, Viking Dr, Contra Costa Blvd, DVC, Old Quarry Rd, Pacheco Blvd, Muir Rd, Arnold Dr, Morello, Pacheco Blvd, Martinez Amtrak
19	BART Concord, Galindo St, Concord Ave, Bisso Ln, Stanwell Dr, John Glenn Dr, Galaxy Wy, Diamond Blvd, Contra Costa Blvd, Pacheco Blvd, Martinez Amtrak
20	BART Concord, Grant St, Concord Blvd, Clayton Rd, Gateway Blvd, Willow Pass Rd, Sun Valley Blvd, Golf Club Rd, DVC
21	BART Walnut Creek, N & S California Blvd, Newell Ave, S Main St, Danville Blvd, Railroad Ave, San Ramon Valley Blvd, Danville Park & Ride, Camino Ramon, Fostoria Wy, San Ramon Transit Center
25	BART Lafayette, Mt Diablo Blvd, Highway 24, Highway 680, BART Walnut Creek
28	BART North Concord, Port Chicago Highway, Bates Ave, Commercial Cir, Pike Ln, Arnold Industrial Wy, Marsh Dr, Contra Costa Blvd, Chilpancinco Pkwy, Old Quarry Rd, DVC, Highway 680, Highway 4, Center Ave, VA Clinic, Howe Rd, Pacheco Blvd, Martinez Amtrak
35	BART Dublin, Dublin Blvd, Dougherty Rd, Bollinger Canyon Rd, E Branch Pkwy, Windemere Pkwy, Sunset Dr, Bishop Dr, Executive Pkwy, San Ramon Transit Center
36	BART Dublin, Dublin Blvd, Village Pkwy, Alcosta Blvd, Fircrest Ln, San Ramon Valley Blvd, Tareyton Ave, Bollinger Canyon Rd, Crow Canyon Rd, Executive Pkwy, San Ramon Transit Center
91X	BART Concord, Galindo St, Concord Ave, John Glenn Dr, Galaxy Wy, Chevron, Diamond Blvd, Willow Pass Rd, Gateway Blvd, Clayton Rd, Oak St
92X	Shadelands Office Park, Ygnacio Valley Rd, Highway 680, Danville Park & Ride, Crow Canyon Rd, Bishop Ranch 15, San Ramon Transit Center, Camino Ramon, ATT, Sunset Dr, Chevron, Ace Train Station Pleasanton
93X	BART Walnut Creek, Ygnacio Valley Rd, Shadelands Office Park, Oak Grove Rd, Kirker Pass Rode, Railroad Ave, Buchanan Rd, Somersville Rd, Fairview Dr, Delta Fair Blvd, Highway 4, Hillcrest Park & Ride
95X	BART Walnut Creek, Highway 680, Crow Canyon Pl, Fostoria Wy, Camino Ramon, San Ramon Transit Center
96X	BART Walnut Creek, Highway 680, Chevron, Bishop Ranch 1, Bishop Ranch 3, Bishop Ranch 6, San Ramon Transit Center, Bishop Ranch 15, Annabel Ln, Bishop Ranch 8, Bishop Dr, Sunset Dr
97X	BART Dublin, Highway 680, Highway 580, Chevron, Bishop Ranch 1, Bishop Ranch 3, Bishop Ranch 6, San Ramon Transit Center, Bishop Ranch 15, Annabel Ln, Bishop Ranch 8, Bishop Dr, Sunset Dr
98X	BART Walnut Creek, N Main St, Highway 680, Sun Valley Blvd, Contra Costa Blvd, Concord Ave, Diamond Blvd., Highway 680, Highway 4, Alhambra Ave, Berrellesa St, Escobar St, Court St, Martinez Amtrak



## Route Description Summary

Route #	Description
250	St Mary's College, St Marys Rd, Moraga Rd, Mt Diablo Blvd, BART Lafayette
260	Cal State, East Bay, Concord Bart
301	Rossmoor Shopping Center, Tice Valley Blvd, Boulevard Wy, Oakland Blvd, Trinity Ave , BART Walnut Creek, Ygnacio Valley, Montego, John Muir Medical Center
310	Concord Bart, Clayton Rd, Kirker Pass
311	BART Concord, Port Chicago Highway, Salvio St, Mira Vista Terrace, Fry Wy, Clayton Rd, Market St, Meadow Ln, Oak Grove Rd, Treat Blvd, BART Pleasant Hill
314	Ayers Rd, Concord Blvd, Kirker Pass Rd, Clayton Rd, BART Concord, Oak St, Laguna St, Detroit Ave, Monument Blvd, Mohr Ln, David Ave, Crescent Plaza, Cleaveland Rd, Gregory Ln, Contra Costa Blvd, DVC
315	BART Concord, Port Chicago Highway, Salvio St, Parkside Dr, Willow Pass Rd, Landana Dr, West St, Clayton Rd
316	BART Pleasant Hill, Oak Rd, Buskirk Ave, Crescent Plaza, Gregory Ln, Contra Costa Blvd, Golf Club Rd, DVC, Old Quarry Rd, Pacheco Blvd, Muir Rd, Arnold Dr, Pacheco Blvd, Morrelo Ave, Martinez Amtrak, Berrellesa St, Alhambra Ave
320	BART Concord, Grant St, Concord Blvd, Clayton Rd, Gateway Blvd, Willow Pass Rd, Diamond Blvd, Concord Ave, Chilpancingo Pkwy, Old Quarry Rd, DVC
321	BART Walnut Creek, N & S California Blvd, Newell Ave, S Main St, Danville Blvd, Railroad Ave, San Ramon Valley Blvd, Camino Ramon, Fostoria Wy, San Ramon Transit Center- Shops at BR.
601	N Civic Dr, Parkside Dr, Riveria Ave, BART Walnut Creek, Trinity Ave, Oakland Blvd, Boulevard Wy, Tice Valley Blvd, Meadow Rd, Castle Hill Rd, Danville Blvd, Hillgrade Ave,, Crest Ave, Rossmoor Shopping Center
602	Walnut Blvd, Oro Valley Cir, Mountain View Blvd, Rudgear Rd, Stewart Ave, Trotter Wy, Dapplegray Rd, Palmer Rd, Mountain View Blvd, San Miguel Dr, N & S California Blvd, BART Walnut Creek
603	Camino Pablo, Moraga Rd, St Marys Rd, St Mary's College, Mt Diablo Blvd, BART Lafayette
605	N Civic Dr, N Broadway, Lincoln Ave, Mt Pischah St, Newell Ave, Lilac Dr, S Main St, Creekside Dr
606	BART Orinda, Orinda Wy, Miner Rd, Honey Hill Rd, Via Las Cruces, Saint Stephens Dr, Orinda Woods Dr, Moraga Wy, Ivy Dr, Moraga Rd, St Marys Rd, St Mary's College, Mt Diablo Blvd, BART Lafayette
608	VA Clinic, Center Ave, Pacheco Blvd, Contra Costa Blvd, Chilpancingo Pkwy, Old Quarry Rd, DVC
611	BART Concord, Port Chicago Highway, Salvio St, Mira Vista Terrace, Fry Wy, Clayton Rd, Market St, Meadow Ln, Oak Grove Rd, Treat Blvd, Bancroft Rd, Minert Rd
612	BART Concord, Clayton Rd, Ayers Rd, Concord Blvd, Kirker Pass Rd, Washington Blvd, Pennsylvania Blvd, Pine Hollow Rd, El Camino Dr, Michigan Blvd
613	Minert Rd, Oak Grove Rd, Monument Blvd, Detroit Ave, Laguna St, Oak St, BART Concord
614	BART Concord, Clayton Rd, Michigan Blvd, Pennsylvania Blvd, Pine Hollow Rd, El Camino Dr
615	Concord Blvd, Landana Dr., Willow Pass Rd., Parkside Dr., Salvio St., East St., clayton Rd., Oakland Ave., Mount Diablo St., BART Concord
616	Treat Blvd, Bancroft Rd, Minert Rd, Oak Grove Rd, Monument Blvd, San Miguel Rd, Galindo St, Oak St, BART Concord
619	Minert Rd, Oak Grove Rd, Monument Blvd, Mohr Ln, David Ave, Bancroft Rd, Treat Blvd, BART Pleasant Hill
622	Pine Valley Rd, Broadmoor Dr, Montevideo Dr, Alcosta Blvd, Crow Canyon Rd, Tassajara Ranch Rd, Camino Tassajara
623	Danville Blvd, Stone Valley Rd, Green Valley Rd, Diablo Rd, Hartz Ave, San Ramon Valley Blvd, Sycamore Valley Rd, Camino Tassajara, Tassajara Ranch Rd, Crow Canyon Rd, Anabel Ln
625	Rossmoor Shopping Center, Tice Valley Blvd, Olympic Blvd, Pleasant Hill Rd, Acalanes Ave, Stanley Blvd, Mt Diablo Blvd, BART Lafayette, Happy Valley Rd, Upper Happy Valley Rd, El Nido Ranch Rd, Hidden Valley Rd, Acalanes Rd
626	St Mary's College, St Marys Rd, Rohrer Dr, Moraga Rd, Mt Diablo Blvd, BART Lafayette, Happy Valley Rd, Upper Happy Valley Rd, El Nido Ranch Rd, Hidden Valley Rd, Acalanes Rd
627	BART North Concord, Port Chicago Highway, Bates Ave, Mason Cir
635	Bollinger Canyon Rd, Dougherty Rd, Crow Canyon Rd, Tassajara Ranch Rd, Camino Tassajara, Lusitano St, Charbray St
636	San Ramon Transit Center, Executive Pkwy, Crow Canyon Rd, Bollinger Canyon Rd, San Ramon Valley Blvd, Broadmoor Dr, Alcosta Blvd, Fircrest Ln, Village Pkwy, Dublin Blvd, BART Dublin
<b>Alamo Creek Shuttle</b>	Alamo Creek, Monterosso, Ponderosa Colony, BART Walnut Creek

## FY 16-17 YTD Clipper Trend



### CLIPPER TREND\*

Month	TOTAL RIDERSHIP	FREE	EMPLOYER / SCHOOL**	CLIPPER POTENTIAL	CLIPPER USE	% OF POTENTIAL
Jul-16	257,659	67,831	23,153	166,675	31,429	18.9%
Aug-16	317,222	76,980	27,693	212,550	39,003	18.4%
Sep-16	323,217	75,770	26,905	220,542	40,702	18.5%
Oct-16	315,168	74,181	27,440	213,546	42,715	20.0%
Nov-16	293,238	70,765	25,044	197,429	40,456	20.5%
Dec-16	267,672	70,200	20,585	176,887	35,755	20.2%
Jan-17	-	-	-	-	-	-
Feb-17	-	-	-	-	-	-
Mar-17	-	-	-	-	-	-
Apr-17	-	-	-	-	-	-
May-17	-	-	-	-	-	-
Jun-17	-	-	-	-	-	-
<b>Grand Total</b>	<b>1,774,176</b>	<b>435,726</b>	<b>150,821</b>	<b>1,187,629</b>	<b>230,060</b>	<b>19%</b>

\*Clipper implemented 11/01/2015

\*\* Revise in Summer months to exclude SYP

<b>FREE</b>	Free / Mid-Day Free
<b>EMPLOYER / SCHOOL</b>	92X-Ace Train / Bishop Ranch / Chevron, Galaxy, Airport, UFCW Trust (91X) / St Marys / JFKU / COCO / Promo - SYP & CSEB (Rte 260)