

Agenda Item 7.a

TO: O&S Committee

DATE: April 24, 2017

FROM: Anne Muzzini
Director of Planning & Marketing

SUBJ: Fixed Route Reports

Fixed Route Operating Reports for March 2017

1. Monthly Boarding's Data

The following represent the numbers that are most important to staff in evaluating the performance of the fixed route system.

<u>Title</u>	FY16-17		<u>Annual Goal</u>
	<u>Current Month</u>	<u>YTD Avg</u>	
Total Passengers	325,741		
Average Weekday	13,297	12,779	
Pass/Rev Hour	16.8	15.8	Standard Goal > 17.0
Missed Trips	0.17%	0.14%	Standard Goal < 0.25%
Miles between Road Calls	74,936	39,210	Standard Goal > 18,000

* Based on current standards from updated SRTP

Analysis

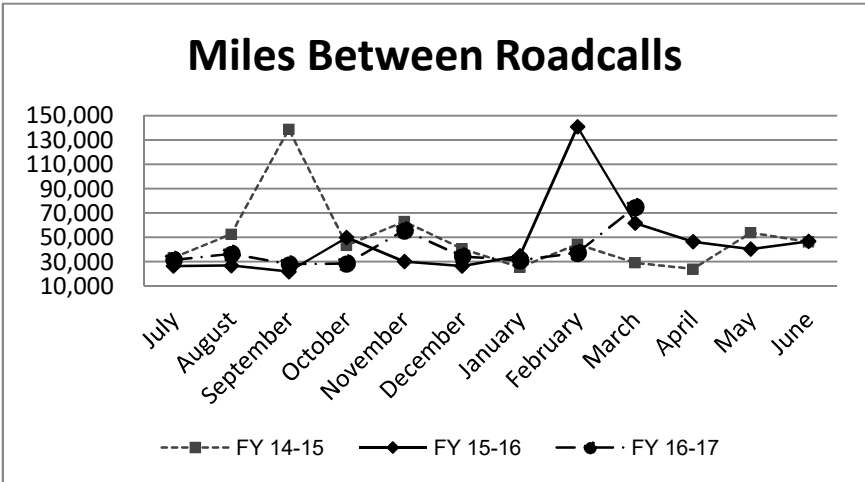
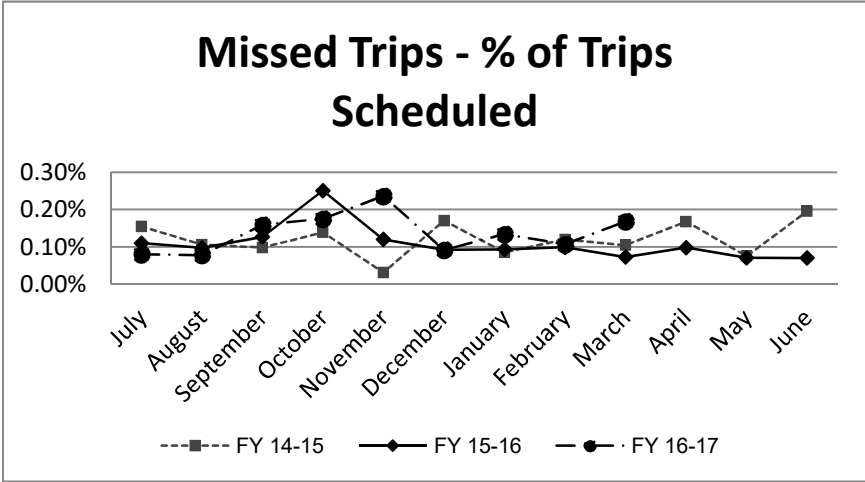
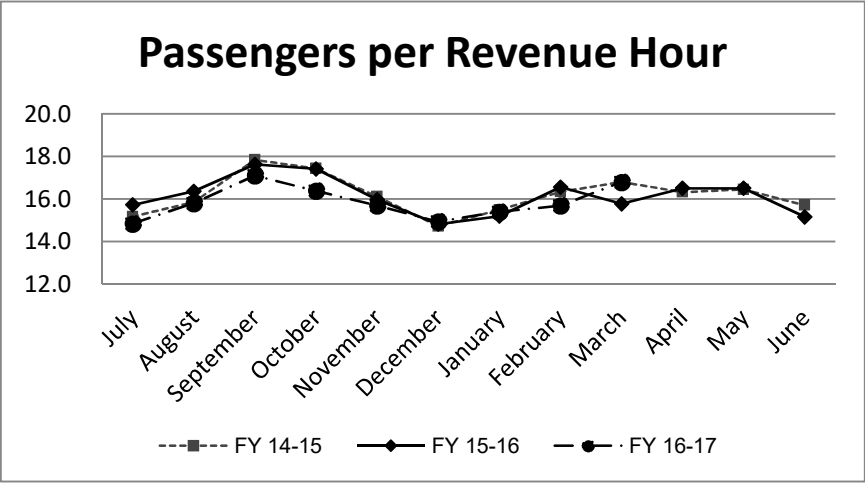
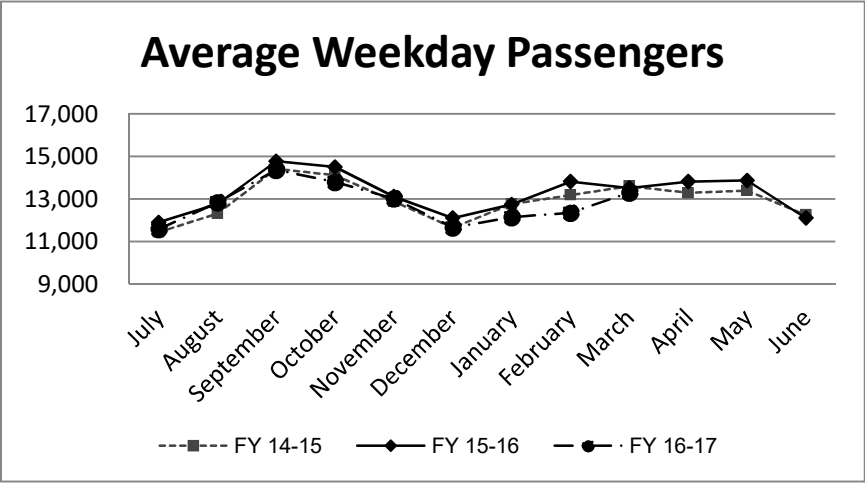
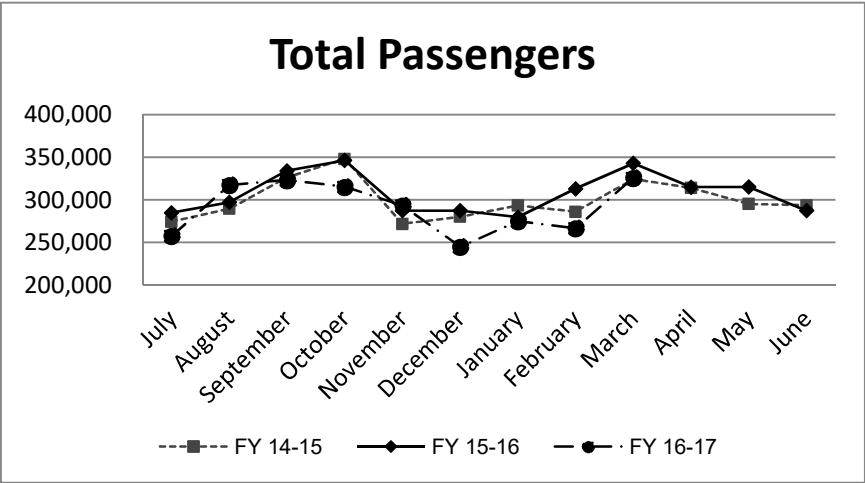
Average weekday ridership was higher in March (13,297 passengers) than February (12,346 passengers) and lower than March 2016 (13,514 passengers).

Passengers per hour in March was 16.8, which is higher than 15.7 in February and higher than March 2016 when passengers per hour was 15.8.

The percentage of missed trips in March was 0.17%, higher than the prior month (0.11%). The YTD average is 0.14% missed trips.

The number of miles between roadcalls was 74,936 miles in March, higher than the prior month in which there were 37,345 miles between roadcalls. The 12 month average is 39,210 miles between roadcalls.

Clipper became available to the public on November 1, 2015. Of a total 325,741 passengers in March, 239,184 passengers had the potential to use a Clipper card aboard County Connection since 86,557 either used an employee sponsored program or the midday free program. About 29.0% of the 325,741 potential Clipper card users paid using Clipper during this month.



**TRANSPORTATION and MAINTANCE
Operation Data Summary**

TRANSPORTATION	2016	2016	2016	2016	2016	2016	2016	2016	2016	2016	2017	2017	2017	12 Month TOTALS
	March	April	May	June	July	August	September	October	November	December	January	February	March	
Number of Buses	121	121	121	121	121	121	121	121	125	125	125	125	125	123
Totals Hub Miles	308,293	277,867	282,096	279,828	250,513	290,918	278,639	284,619	278,166	274,599	279,827	261,414	299,744	3,646,523
Work Days	31	30	30	30	30	31	29	31	29	30	30	28	31	390
Revenue Hours	20,963	19,081	19,080	18,954	17,337	20,082	18,901	19,243	18,699	17,925	17,859	17,000	19,397	244,522
Operator Pay Hours	33,459	31,459	33,045	30,724	32,230	31,744	31,060	33,529	32,752	33,306	34,479	29,206	32,857	419,851
Number of Operators	171	176	165	168	166	170	163	159	167	167	174	171	168	168
Unscheduled Absences	399	354	278	260	283	249	315	334	416	312	409	386	459	4,454
FT Protection	56	52	37	23	37	29	53	42	56	63	70	59	35	612
Worker Comp.	115	93	82	71	62		115	98	116	87	88	84	147	1,158
Sick leave	228	209	159	166	184	220	147	194	244	162	251	243	277	2,684
Collision Accidents	4	7	7	7	2	8	6	3	6	6	4	3	7	70
Passenger Accidents	28	15	13	11	15	21	24	13	14	16	18	22	11	221
Total Chargeable Collisions	1	1	3	2	1	3	1	0	5	3	1	1	2	24
Chargeable/100K Miles	0.32	0.35	1.06	0.71	0.39	1.03	0.35	0.00	1.79	1.09	0.35	0.38	0.66	0.65
Number of Trips Scheduled	27,585	25,617	25,617	25,816	23,820	27,024	25,216	25,724	24,984	25,185	25,405	26,298	27,401	335,692
Number of Trips Missed	20	25	18	18	19	21	40	45	59	23	34	28	46	396
Of Trips Scheduled - % Missed	0.07%	0.10%	0.07%	0.07%	0.08%	0.08%	0.16%	0.17%	0.24%	0.09%	0.13%	0.11%	0.17%	0.12%
Of Trips Missed - Mechanical	11	9	13	15	10	12	18	12	5	17	22	25	8	177
On Time Performance %	87%	87%	85%	87%	88%	85%	82%	84%	84%	85%	87%	86%	86%	86%
MAINTENANCE														
A/C Operative - Avg. %	100%	100%	100%	100%	100%	100%	100%	100%	100%	100%	100%	100%	100%	100%
Lifts Operative - Ave %	100%	100%	100%	100%	100%	100%	100%	100%	100%	100%	100%	100%	100%	100%
PM Complete on Schedule	100%	100%	100%	100%	100%	100%	100%	100%	100%	100%	100%	100%	100%	100%
Total Road Calls	8	11	13	9	11	12	14	14	9	12	15	13	10	151
Road Calls for Mechanical	5	6	7	6	8	8	10	10	5	8	9	7	4	93
Road Calls for Other	3	5	6	3	3	4	4	4	4	4	6	6	6	58
Miles Between Mechanical Road Calls														
Bus Numbers														
200 - 299	13,658	N/A	N/A	N/A	N/A	N/A	N/A	N/A	N/A	N/A	N/A	N/A	N/A	N/A
300 - 399	37,885	33,962	17,770	36,967	6,937	39,921	37,632	18,329	18,865	19,314	35,751	34,201	33,982	
400 - 499	30,646	25,744	27,994	30,505	28,423	31,336	13,499	15,957	26,364	26,934	28,698	25,474	30,403	
500 - 518	7,993	N/A	N/A	N/A	N/A	N/A	N/A	N/A	N/A	N/A	N/A	N/A	N/A	
900 - 939	38,259	24,175	23,577	45,368	40,737	15,626	22,576	29,101	86,295	30,064	32,622	30,178	50,017	
1300-1309	27,284	22,245	23,462	6,845	18,769	19,887	10,570	22,158	21,371	17,751	22,950	19,424	20,963	
1400-1406	6,892	13,486	12,032	12,980	11,178	12,895	11,654	9,714	9,811	11,134	10,403	11,945	12,924	
1500-1532	62,265	85,732	88,761	88,160	75,985	93,124	90,915	32,291	94,333	44,980	29,053	79,835	101,439	
1600-1603 (Electric)	N/A	N/A	N/A	N/A	N/A	N/A	N/A	N/A	N/A	N/A	N/A	N/A	N/A	
Fleet Avg.	61,659	46,311	40,299	46,638	31,314	36,365	27,864	28,462	55,633	34,325	31,092	37,345	74,936	39,210
Maintenance Pay Hours	4,612	4,565	4,718	4,080	3,976	4,465	4,195	3,194	4,100	4,024	4,331	3,734	3,993	53,990
No. Maint. Employees	26	27	27	26	25	25	26	26	25	26	25	25	23	26
Maint. Emps/100K Miles	8	10	10	9	10	9	9	9	9	9	9	10	8	9
Unscheduled Absences	3	2	4	5	2	0	3	4	6	3	4	3	5	3

Note: Some statistics may not be available (N/A) at this time. These will be brought current in future reports.

**MONTHLY BOARDINGS
Operations Data Summary**

IV. Staff Reports

Fixed Route Boardings		Passengers by Revenue Hrs/Miles			Service Days		Fiscal YTD Comparison Passenger Boardings	
March 2017 - Fixed Route Boardings	325,646	Revenue Hours -	March 2017	19,397	Weekdays - Mar17	23	Fiscal 2017 YTD	2,641,465
			March 2016	20,963	Mar16	23		
Special Event - BART Bus Bridge	95	Revenue Miles -	March 2017	223,111	Saturdays - Mar17	4	Fiscal 2016 YTD	2,772,111
			March 2016	229,411	Mar16	4		
					Sundays - Mar17	4		
					Mar16	4		
March 2017 Total Boardings	325,741	Passengers per Mile		1.5	Total Days - 2017	31	YTD Trend	(4.7%)
March 2016 Total Boardings	342,943	Passengers per Hour		16.8	2016	31	Monthly Trend	(5.0%)

March 2017 Fixed Route Passenger Total						March 2017	March 2017
Route	Destination Information	Weekday	Saturday	Sunday	Total	Weekday Average	Passengers per Revenue Hour
1 (1M)	Rossmoor / Shadelands	7,830			7,830	340	10.7
2	Rudgear / Walnut Creek	495			495	22	6.7
3	Martinez Community Shuttle	2,154			2,154	94	6.5
4	Walnut Creek Downtown Shuttle	20,467	2,298	1,695	24,460	890	25.2
5	Creekside / Walnut Creek	12,305			12,305	535	28.7
6	Lafayette / Moraga / Orinda	11,191	602	324	12,118	487	14.6
7	Shadelands / Pleasant Hill / Walnut Creek	10,032			10,032	436	20.5
9	DVC / Walnut Creek	12,294			12,294	535	15.9
10	Concord / Clayton Rd	25,794			25,794	1,121	23.4
11	Treat Blvd / Oak Grove	7,623			7,623	331	18.2
14	Monument Blvd	13,927			13,927	606	15.3
15	Treat Boulevard	11,514			11,514	501	16.7
16	Alhambra Ave / Monument Blvd	18,278			18,278	795	15.3
17	Olivera/Solano / Salvio / North Concord	5,998			5,998	261	14.1
18	Amtrak / Merello / Pleasant Hill	10,244			10,244	445	14.3
19	Amtrak / Pacheco Blvd / Concord	3,050			3,050	133	9.6
20	DVC / Concord	25,489			25,489	1,108	24.1
21	Walnut Creek / San Ramon Transit Center	12,904			12,904	561	11.6
25	Lafayette / Walnut Creek	1,587			1,587	69	7.5
28	North Concord / Martinez	7,324			7,324	318	10.5
35	Dougherty Valley	13,197			13,197	574	17.4
36	San Ramon / Dublin	5,893			5,893	256	9.6
91X	Concord Commuter Express	1,300			1,300	57	11.8
92X	Ace Shuttle Express	4,457			4,457	194	16.5
93X	Kirker Pass Express	4,280			4,280	186	12.3
95X	San Ramon / Danville Express	5,052			5,052	220	22.2
96X	Bishop Ranch Express	13,101			13,101	570	17.4
97X	Bishop Ranch Express	2,099			2,099	91	10.1
98X	Martinez Express	8,271			8,271	360	17.9
250 *	Gael Rail Service	38	74	73	185	4	2.0
260 *	Cal State East Bay / Concord Bart	310			310	22	2.3
301	Rossmoor / John Muir Medical Center		250	183	433		6.4
310	Concord Bart / Clayton Rd / Kirker Pass		1,749	1,448	3,197		23.4
311	Concord / Oak Grove / Treat Blvd / WC		828	653	1,481		12.0
314	Clayton Rd / Monument Blvd / PH		2,255	1,697	3,952		17.7
315	Concord / Willow Pass / Landana		265	161	426		8.2
316	Alhambra / Merello / Pleasant Hill		1,298	913	2,211		13.8
320	DVC / Concord		853	558	1,411		13.8
321	San Ramon / Walnut Creek		957	691	1,648		10.3
Alamo Creek *	Alamo Creek / BART Walnut Creek	459			459	20	2.5
600's	Select Service	26,861			26,861	1,168	37.3
TOTALS		305,820	11,430	8,397	325,646	13,297	16.8

* Data from LINK Operators ** Seasonal Routes

Operations Data Summary

MARCH 2017 PRODUCTIVITY

(sorted by Pass / Rev Hr - decending order)

Route	Destination Information	Total	Wkday Avg	Passenger / Rev Hr
600's	Select Service	26,861	1,168	37.3
5	Creekside / Walnut Creek	12,305	535	28.7
4	Walnut Creek Downtown Shuttle	24,460	890	25.2
20	DVC / Concord	25,489	1,108	24.1
310	Concord Bart / Clayton Rd / Kirker Pass	3,197	-	23.4
10	Concord / Clayton Rd	25,794	1,121	23.4
95X	San Ramon / Danville Express	5,052	220	22.2
7	Shadelands / Pleasant Hill / Walnut Creek	10,032	436	20.5
11	Treat Blvd / Oak Grove	7,623	331	18.2
98X	Martinez Express	8,271	360	17.9
314	Clayton Rd / Monument Blvd / Pleasant Hill	3,952	-	17.7
96X	Bishop Ranch Express	13,101	570	17.4
35	Dougherty Valley	13,197	574	17.4
15	Treat Boulevard	11,514	501	16.7
92X	Ace Shuttle Express	4,457	194	16.5
9	DVC / Walnut Creek	12,294	535	15.9
16	Alhambra Ave / Monument Blvd	18,278	795	15.3
14	Monument Blvd	13,927	606	15.3
6	Lafayette / Moraga / Orinda / Orinda Village	12,118	487	14.6
18	Amtrak / Merello / Pleasant Hill	10,244	445	14.3
17	Olivera/Solano / Salvio / North Concord	5,998	261	14.1
316	Alhambra / Merello / Pleasant Hill	2,211	-	13.8
320	DVC / Concord	1,411	-	13.8
93X	Kirker Pass Express	4,280	186	12.3
311	Concord / Oak Grove / Treat Blvd / Walnut Creek	1,481	-	12.0
91X	Concord Commuter Express	1,300	57	11.8
21	Walnut Creek / San Ramon Transit Center	12,904	561	11.6
1 (IM)	Rossmoor / Shadelands	7,830	340	10.7
28	North Concord / Martinez	7,324	318	10.5
321	San Ramon / Walnut Creek	1,648	-	10.3
97X	Bishop Ranch Express	2,099	91	10.1
19	Amtrak / Pacheco Blvd / Concord	3,050	133	9.6
36	San Ramon / Dublin	5,893	256	9.6
315	Concord / Willow Pass / Landana	426	-	8.2
25	Lafayette / Walnut Creek	1,587	69	7.5
2	Rudgear / Walnut Creek	495	22	6.7
3	Martinez Community Shuttle	2,154	94	6.5
301	Rossmoor / John Muir Medical Center	433	-	6.4
Alamo *	Alamo Creek / BART Walnut Creek	459	20	2.5
260 *	Cal State East Bay / Concord Bart	310	22	2.3
250 *	Gael Rail Service	185	4	2.0

NOTE: * Data from LINK Operators ** Seasonal Routes

Operations Data Summary

AVERAGE WEEKDAY BOARDINGS TREND

Route	Destination Information	Mar-16	Apr-16	May-16	Jun-16	Jul-16	Aug-16	Sep-16	Oct-16	Nov-16	Dec-16	Jan-17	Feb-17	Mar-17
		23 Days	21 Days	21 Days	22 Days	20 Days	23 Days	21 Days	21 Days	21 Days	21 Days	21 Days	21 Days	20 Days
1 (1M)	Rossmoor / Shadelands	390	401	391	364	369	360	386	382	388	348	358	369	340
2	Rudgear / Walnut Creek	18	18	15	14	15	18	16	14	15	13	18	19	22
3	Martinez Community Shuttle	89	80	79	79	80	95	94	93	83	92	79	85	94
4	Walnut Creek Downtown Shuttle	800	805	819	840	881	880	862	831	829	883	795	839	890
4H **	Walnut Creek Extended Holiday Shuttle	-	-	-	-	-	-	-	-	4	28			
5	Creekside / Walnut Creek	518	508	544	507	509	529	588	565	547	484	507	519	535
6	Lafayette / Moraga / Orinda	504	481	465	343	319	370	506	514	479	376	483	452	487
7	Shadelands / Pleasant Hill / Walnut Creek	371	390	394	366	316	367	406	444	410	367	390	422	436
9	DVC / Walnut Creek	557	559	595	536	540	577	599	570	536	500	476	503	535
10	Concord / Clayton Rd	1,170	1,204	1,170	1,087	1,069	1,095	1,222	1,123	1,116	983	967	1,022	1,121
11	Treat Blvd / Oak Grove	305	322	339	300	282	334	337	313	305	290	303	312	331
14	Monument Blvd	636	651	646	605	590	597	608	591	572	516	527	571	606
15	Treat Boulevard	496	530	566	480	519	507	563	526	517	445	453	479	501
16	Alhambra Ave / Monument Blvd	811	835	886	805	761	767	835	782	772	714	707	703	795
17	Olivera/Solano / Salvio / North Concord	260	275	254	254	258	260	248	253	247	235	228	241	261
18	Amtrak / Merello / Pleasant Hill	445	463	440	397	403	435	499	465	445	380	367	425	445
19	Amtrak / Pacheco Blvd / Concord	163	172	178	165	152	155	171	158	157	143	120	131	133
20	DVC / Concord	1,150	1,194	1,135	1,000	1,060	1,160	1,285	1,229	1,171	912	903	1,075	1,108
21	Walnut Creek / San Ramon Transit Center	610	618	627	578	544	570	619	596	573	542	537	538	561
25	Lafayette / Walnut Creek	69	77	65	54	62	60	76	75	71	56	60	61	69
28	North Concord / Martinez	333	327	325	281	295	321	338	305	292	280	256	295	318
35	Dougherty Valley	598	592	586	559	523	591	654	655	593	533	552	557	574
36	San Ramon / Dublin	267	269	266	254	227	239	260	257	243	219	218	228	256
91X	Concord Commuter Express	62	62	60	60	59	62	68	66	58	53	53	53	57
92X	Ace Shuttle Express	206	215	219	220	223	213	236	213	206	169	201	135	194
93X	Kirker Pass Express	202	198	190	186	189	199	208	208	184	163	178	182	186
95X	San Ramon / Danville Express	180	170	171	164	174	176	182	176	166	147	182	166	220
96X	Bishop Ranch Express	571	599	579	585	573	578	563	567	536	483	526	546	570
97X	Bishop Ranch Express	103	106	109	112	102	98	102	109	91	84	88	97	91
98X	Martinez Express	414	443	424	385	392	380	401	372	357	298	301	323	360
250 *	St Mary's College Gael Rail Shuttle	7	5	6	-	-	1	6	9	3	2	6	2	4
260 *	Cal State East Bay / Concord Bart	14	15	13	9	8	6	33	30	30	20	20	16	22
ALAMO *	Alamo Creek / BART Walnut Creek	25	20	25	23	22	19	19	17	17	16	18	17	20
600's	Select Service	1,180	1,217	1,297	491	55	819	1,397	1,295	1,011	896	1,272	969	1,168
TOTALS		13,514	13,812	13,869	12,099	11,571	12,837	14,358	13,792	13,017	11,654	12,140	12,346	13,297

NOTE: * Data from LINK Operators ** Seasonal Routes

Operations Data Summary

AVERAGE WEEKEND BOARDINGS TREND

SATURDAY		Mar-16	Apr-16	May-16	Jun-16	Jul-16	Aug-16	Sep-16	Oct-16	Nov-16	Dec-16	Jan-17	Feb-17	Mar-17
Route	Destination Information	4 Days	5 Days	4 Days	4 Days	5 Days	4 Days	4 Days	5 Days	4 Days	5 Days	4 Days	4 Days	4 Days
4	Walnut Creek Downtown Shuttle	535	522	469	530	495	554	589	587	535	598	532	593	574
4H **	Walnut Creek Extended Holiday Shuttle	-	-	-	-	-	-	-	-	18	65	-	-	-
6	Lafayette / Moraga / Orinda	116	145	102	80	89	96	147	134	114	79	109	126	151
250 *	St Mary's College Gael Rail Shuttle	4	16	5	-	-	4	22	16	19	3	21	24	19
301	Rossmoor / John Muir Medical Center	58	70	70	73	77	62	87	69	63	44	49	60	63
310	Concord Bart / Clayton Rd / Kirker Pass	503	494	495	520	457	460	459	473	427	404	420	422	437
311	Concord / Oak Grove / Treat Blvd / WC	210	227	237	233	244	254	240	243	202	175	187	211	207
314	Clayton Rd / Monument Blvd / PH	589	645	621	642	612	683	661	652	583	558	535	593	564
315	Concord / Willow Pass / Landana	60	72	65	54	85	62	63	71	61	52	50	77	66
316	Alhambra / Merello / Pleasant Hill	385	359	358	350	374	360	342	317	287	280	275	298	325
320	DVC / Concord	183	189	210	235	198	235	235	208	209	200	191	229	213
321	San Ramon / Walnut Creek	242	250	225	243	247	250	219	220	205	214	203	246	239
TOTALS		2,884	2,989	2,857	2,960	2,879	3,019	3,065	2,989	2,723	2,670	2,572	2,878	2,857

SUNDAY		Mar-16	Apr-16	May-16	Jun-16	Jul-16	Aug-16	Sep-16	Oct-16	Nov-16	Dec-16	Jan-17	Feb-17	Mar-17
Route	Destination Information	4 Days	4 Days	5 Days	4 Days	5 Days	4 Days	4 Days	5 Days	4 Days	4 Days	5 Days	4 Days	4 Days
4	Walnut Creek Downtown Shuttle	348	449	449	370	427	475	427	381	445	489	400	376	424
6	Lafayette / Moraga / Orinda	72	92	101	88	66	116	94	80	99	79	92	99	81
250 *	St Mary's College Gael Rail Shuttle	4	9	7	-	-	5	13	14	9	1	11	14	18
301	Rossmoor / John Muir Medical Center	33	64	59	76	58	67	58	59	71	58	37	38	46
310	Concord Bart / Clayton Rd / Kirker Pass	386	474	441	406	418	409	400	354	384	438	296	348	362
311	Concord / Oak Grove / Treat Blvd / WC	174	178	195	173	179	214	195	161	176	164	168	151	163
314	Clayton Rd / Monument Blvd / PH	412	484	510	505	466	503	514	470	468	517	373	424	424
315	Concord / Willow Pass / Landana	28	56	43	46	56	40	51	38	46	39	36	53	40
316	Alhambra / Merello / Pleasant Hill	261	310	271	281	273	293	249	230	231	246	219	222	228
320	DVC / Concord	123	142	167	159	157	162	161	144	137	151	123	148	139
321	San Ramon / Walnut Creek	194	200	189	190	194	192	178	174	182	207	174	186	173
TOTALS		2,035	2,458	2,431	2,293	2,295	2,477	2,340	2,105	2,249	2,389	1,930	2,059	2,099

NOTE: * Data from LINK Operators ** Seasonal Routes

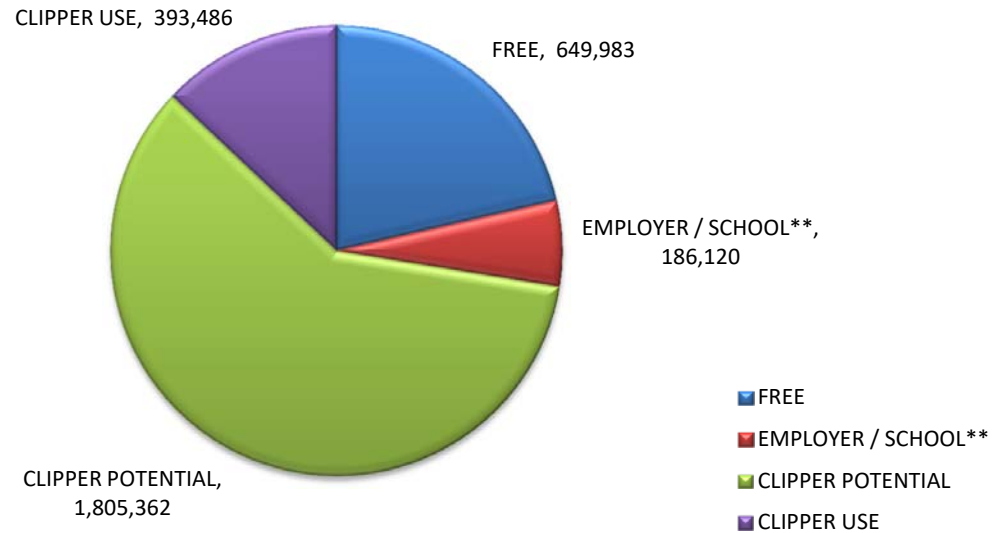
Route Description Summary

Route #	Description
1 (IM)	Rossmoor Shopping Center, Tice Valley Blvd, Boulevard Wy, Oakland Blvd, Trinity Ave , BART Walnut Creek, Ygnacio Valley, Montego, John Muir Medical Center, N Wiget Ln, Shadelands Office Park (Added Svc: IM = BART Walnut Creek, Ygnacio Valley, Montego, John Muir Medical Center, Marchbanks)
2	Rudgear Rd, Stewart Ave, Trotter Wy, Dapplegray Rd, Palmer Rd, Mountain View Blvd, San Miguel Dr, N & S California Blvd, BART Walnut Creek
3	Amtrak, Marina Vista Ave, Berrelessa St, Alhambra Ave, D St, Estudillo St, Vista Way, Pine St, Center Ave, Morello Ave, Arnold Dr, Howe Rd, Terrace Way, Shell Ave, Green St, Court St.
4	BART Walnut Creek, N California Blvd, Locust St, Mt Diablo Blvd, Broadway Plaza, S Main St, Pringle Ave
4H	Walnut Creek Extended Holiday Service (November 27 thru December 31)
5	BART Walnut Creek, Rivieria Ave, Parkside Dr, N Civic Dr, N Broadway, Lincoln Ave, Mt Pisgah St, S Main St, Creekside Dr
6	BART Orinda, Orinda Village, Orinda Wy, Moraga Wy, Moraga Rd, St Marys Rd, St Mary's College, Mt Diablo Blvd, BART Lafayette
7	BART Pleasant Hill, Treat Blvd, Bancroft Rd, Ygnacio Valley Rd, Shadelands Office Park, Marchbanks, BART Walnut Creek, Riviera Ave, Buena Vista, Geary Rd
9	DVC, Contra Costa Blvd, Ellinwood Wy, JFK University, Gregory Ln, Cleaveland Rd, Boyd Rd, W Hookston Rd, Patterson Blvd, Oak Park Blvd, Coggins Dr, BART Pleasant Hill, N Main St, N California Blvd, BART Walnut Creek
10	BART Concord, Clayton Rd, Center St, Marsh Creek Rd
11	BART Concord, Port Chicago Highway, Salvio St, Mira Vista Terrace, Fry Wy, Clayton Rd, Market St, Meadow Ln, Oak Grove Rd, Treat Blvd, BART Pleasant Hill
14	BART Concord, Oak St, Laguna St, Detroit Ave, Monument Blvd, Mohr Ln, David Ave, Bancroft Rd, Treat Blvd, BART Pleasant Hill
15	BART Concord, Port Chicago Highway, Salvio St, Parkside Dr, Willow Pass Rd, Landana Dr, West St, Clayton Rd, Treat Blvd, BART Pleasant Hill, Oak Rd, N Civic Dr, Ygnacio Valley Rd, BART Walnut Creek
16	BART Concord, Oak St, Galindo St, Monument Blvd, Crescent Plaza, Cleaveland Rd, Gregory Ln, Pleasant Hill Rd, Alhambra Ave, Berrellesa St, Escobar St, Court St, Martinez Amtrak
17	BART Concord, Grant St, East St, Solano Wy, Olivera Rd, Port Chicago Highway, BART North Concord
18	BART Pleasant Hill, Oak Rd, Buskirk Ave, Crescent Plaza, Gregory Ln, Pleasant Hill Rd, Taylor Blvd, Morello Ave, Viking Dr, Contra Costa Blvd, DVC, Old Quarry Rd, Pacheco Blvd, Muir Rd, Arnold Dr, Morello, Pacheco Blvd, Martinez Amtrak
19	BART Concord, Galindo St, Concord Ave, Bisso Ln, Stanwell Dr, John Glenn Dr, Galaxy Wy, Diamond Blvd, Contra Costa Blvd, Pacheco Blvd, Martinez Amtrak
20	BART Concord, Grant St, Concord Blvd, Clayton Rd, Gateway Blvd, Willow Pass Rd, Sun Valley Blvd, Golf Club Rd, DVC
21	BART Walnut Creek, N & S California Blvd, Newell Ave, S Main St, Danville Blvd, Railroad Ave, San Ramon Valley Blvd, Danville Park & Ride, Camino Ramon, Fostoria Wy, San Ramon Transit Center
25	BART Lafayette, Mt Diablo Blvd, Highway 24, Highway 680, BART Walnut Creek
28	BART North Concord, Port Chicago Highway, Bates Ave, Commercial Cir, Pike Ln, Arnold Industrial Wy, Marsh Dr, Contra Costa Blvd, Chilpancinco Pkwy, Old Quarry Rd, DVC, Highway 680, Highway 4, Center Ave, VA Clinic, Howe Rd, Pacheco Blvd, Martinez Amtrak
35	BART Dublin, Dublin Blvd, Dougherty Rd, Bollinger Canyon Rd, E Branch Pkwy, Windemere Pkwy, Sunset Dr, Bishop Dr, Executive Pkwy, San Ramon Transit Center
36	BART Dublin, Dublin Blvd, Village Pkwy, Alcosta Blvd, Fircrest Ln, San Ramon Valley Blvd, Tareyton Ave, Bollinger Canyon Rd, Crow Canyon Rd, Executive Pkwy, San Ramon Transit Center
91X	BART Concord, Galindo St, Concord Ave, John Glenn Dr, Galaxy Wy, Chevron, Diamond Blvd, Willow Pass Rd, Gateway Blvd, Clayton Rd, Oak St
92X	Shadelands Office Park, Ygnacio Valley Rd, Highway 680, Danville Park & Ride, Crow Canyon Rd, Bishop Ranch 15, San Ramon Transit Center, Camino Ramon, ATT, Sunset Dr, Chevron, Ace Train Station Pleasanton
93X	BART Walnut Creek, Ygnacio Valley Rd, Shadelands Office Park, Oak Grove Rd, Kirker Pass Rode, Railroad Ave, Buchanan Rd, Somersville Rd, Fairview Dr, Delta Fair Blvd, Highway 4, Hillcrest Park & Ride
95X	BART Walnut Creek, Highway 680, Crow Canyon Pl, Fostoria Wy, Camino Ramon, San Ramon Transit Center
96X	BART Walnut Creek, Highway 680, Chevron, Bishop Ranch 1, Bishop Ranch 3, Bishop Ranch 6, San Ramon Transit Center, Bishop Ranch 15, Annabel Ln, Bishop Ranch 8, Bishop Dr, Sunset Dr
97X	BART Dublin, Highway 680, Highway 580, Chevron, Bishop Ranch 1, Bishop Ranch 3, Bishop Ranch 6, San Ramon Transit Center, Bishop Ranch 15, Annabel Ln, Bishop Ranch 8, Bishop Dr, Sunset Dr
98X	BART Walnut Creek, N Main St, Highway 680, Sun Valley Blvd, Contra Costa Blvd, Concord Ave, Diamond Blvd., Highway 680, Highway 4, Alhambra Ave, Berrellesa St, Escobar St, Court St, Martinez Amtrak

Route Description Summary

Route #	Description
250	St Mary's College, St Marys Rd, Moraga Rd, Mt Diablo Blvd, BART Lafayette
260	Cal State, East Bay, Concord Bart
301	Rossmoor Shopping Center, Tice Valley Blvd, Boulevard Wy, Oakland Blvd, Trinity Ave , BART Walnut Creek, Ygnacio Valley, Montego, John Muir Medical Center
310	Concord Bart, Clayton Rd, Kirker Pass
311	BART Concord, Port Chicago Highway, Salvio St, Mira Vista Terrace, Fry Wy, Clayton Rd, Market St, Meadow Ln, Oak Grove Rd, Treat Blvd, BART Pleasant Hill
314	Ayers Rd, Concord Blvd, Kirker Pass Rd, Clayton Rd, BART Concord, Oak St, Laguna St, Detroit Ave, Monument Blvd, Mohr Ln, David Ave, Crescent Plaza, Cleaveland Rd, Gregory Ln, Contra Costa Blvd, DVC
315	BART Concord, Port Chicago Highway, Salvio St, Parkside Dr, Willow Pass Rd, Landana Dr, West St, Clayton Rd
316	BART Pleasant Hill, Oak Rd, Buskirk Ave, Crescent Plaza, Gregory Ln, Contra Costa Blvd, Golf Club Rd, DVC, Old Quarry Rd, Pacheco Blvd, Muir Rd, Arnold Dr, Pacheco Blvd, Morrelo Ave, Martinez Amtrak, Berrellesa St, Alhambra Ave
320	BART Concord, Grant St, Concord Blvd, Clayton Rd, Gateway Blvd, Willow Pass Rd, Diamond Blvd, Concord Ave, Chilpancingo Pkwy, Old Quarry Rd, DVC
321	BART Walnut Creek, N & S California Blvd, Newell Ave, S Main St, Danville Blvd, Railroad Ave, San Ramon Valley Blvd, Camino Ramon, Fostoria Wy, San Ramon Transit Center- Shops at BR.
601	N Civic Dr, Parkside Dr, Riveria Ave, BART Walnut Creek, Trinity Ave, Oakland Blvd, Boulevard Wy, Tice Valley Blvd, Meadow Rd, Castle Hill Rd, Danville Blvd, Hillgrade Ave,, Crest Ave, Rossmoor Shopping Center
602	Walnut Blvd, Oro Valley Cir, Mountain View Blvd, Rudgear Rd, Stewart Ave, Trotter Wy, Dapplegray Rd, Palmer Rd, Mountain View Blvd, San Miguel Dr, N & S California Blvd, BART Walnut Creek
603	Camino Pablo, Moraga Rd, St Marys Rd, St Mary's College, Mt Diablo Blvd, BART Lafayette
605	N Civic Dr, N Broadway, Lincoln Ave, Mt Pischah St, Newell Ave, Lilac Dr, S Main St, Creekside Dr
606	BART Orinda, Orinda Wy, Miner Rd, Honey Hill Rd, Via Las Cruces, Saint Stephens Dr, Orinda Woods Dr, Moraga Wy, Ivy Dr, Moraga Rd, St Marys Rd, St Mary's College, Mt Diablo Blvd, BART Lafayette
608	VA Clinic, Center Ave, Pacheco Blvd, Contra Costa Blvd, Chilpancingo Pkwy, Old Quarry Rd, DVC
611	BART Concord, Port Chicago Highway, Salvio St, Mira Vista Terrace, Fry Wy, Clayton Rd, Market St, Meadow Ln, Oak Grove Rd, Treat Blvd, Bancroft Rd, Minert Rd
612	BART Concord, Clayton Rd, Ayers Rd, Concord Blvd, Kirker Pass Rd, Washington Blvd, Pennsylvania Blvd, Pine Hollow Rd, El Camino Dr, Michigan Blvd
613	Minert Rd, Oak Grove Rd, Monument Blvd, Detroit Ave, Laguna St, Oak St, BART Concord
614	BART Concord, Clayton Rd, Michigan Blvd, Pennsylvania Blvd, Pine Hollow Rd, El Camino Dr
615	Concord Blvd, Landana Dr., Willow Pass Rd., Parkside Dr., Salvio St., East St., clayton Rd., Oakland Ave., Mount Diablo St., BART Concord
616	Treat Blvd, Bancroft Rd, Minert Rd, Oak Grove Rd, Monument Blvd, San Miguel Rd, Galindo St, Oak St, BART Concord
619	Minert Rd, Oak Grove Rd, Monument Blvd, Mohr Ln, David Ave, Bancroft Rd, Treat Blvd, BART Pleasant Hill
622	Pine Valley Rd, Broadmoor Dr, Montevideo Dr, Alcosta Blvd, Crow Canyon Rd, Tassajara Ranch Rd, Camino Tassajara
623	Danville Blvd, Stone Valley Rd, Green Valley Rd, Diablo Rd, Hartz Ave, San Ramon Valley Blvd, Sycamore Valley Rd, Camino Tassajara, Tassajara Ranch Rd, Crow Canyon Rd, Anabel Ln
625	Rossmoor Shopping Center, Tice Valley Blvd, Olympic Blvd, Pleasant Hill Rd, Acalanes Ave, Stanley Blvd, Mt Diablo Blvd, BART Lafayette, Happy Valley Rd, Upper Happy Valley Rd, El Nido Ranch Rd, Hidden Valley Rd, Acalanes Rd
626	St Mary's College, St Marys Rd, Rohrer Dr, Moraga Rd, Mt Diablo Blvd, BART Lafayette, Happy Valley Rd, Upper Happy Valley Rd, El Nido Ranch Rd, Hidden Valley Rd, Acalanes Rd
627	BART North Concord, Port Chicago Highway, Bates Ave, Mason Cir
635	Bollinger Canyon Rd, Dougherty Rd, Crow Canyon Rd, Tassajara Ranch Rd, Camino Tassajara, Lusitano St, Charbray St
636	San Ramon Transit Center, Executive Pkwy, Crow Canyon Rd, Bollinger Canyon Rd, San Ramon Valley Blvd, Broadmoor Dr, Alcosta Blvd, Fircrest Ln, Village Pkwy, Dublin Blvd, BART Dublin
Alamo Creek Shuttle	Alamo Creek, Monterosso, Ponderosa Colony, BART Walnut Creek

FY 16-17 YTD Clipper Trend



CLIPPER TREND*

Month	TOTAL RIDERSHIP	FREE	EMPLOYER / SCHOOL**	CLIPPER POTENTIAL	CLIPPER USE	% OF POTENTIAL
Jul-16	257,659	67,831	23,153	166,675	31,429	18.9%
Aug-16	317,222	76,980	27,693	212,550	39,003	18.4%
Sep-16	323,217	75,770	26,905	220,542	40,702	18.5%
Oct-16	315,168	74,181	27,440	213,546	42,715	20.0%
Nov-16	293,238	70,765	25,044	197,429	40,456	20.5%
Dec-16	267,672	70,200	20,585	176,887	35,755	20.2%
Jan-17	274,886	66,467	23,126	185,293	40,307	21.8%
Feb-17	266,662	67,441	5,965	193,256	53,756	27.8%
Mar-17	325,741	80,349	6,208	239,184	69,363	29.0%
Apr-17	-	-	-	-	-	-
May-17	-	-	-	-	-	-
Jun-17	-	-	-	-	-	-
Grand Total	2,641,465	649,983	186,120	1,805,362	393,486	22%

*Clipper implemented 11/01/2015

** Revise in Summer months to exclude SYP

FREE	Free / Mid-Day Free
EMPLOYER / SCHOOL	92X-Ace Train / Bishop Ranch / Airport Plaza, UFCW Trust (91X) / St Marys / JFKU / COCO / Promo - SYP & CSEB (Rte 260)