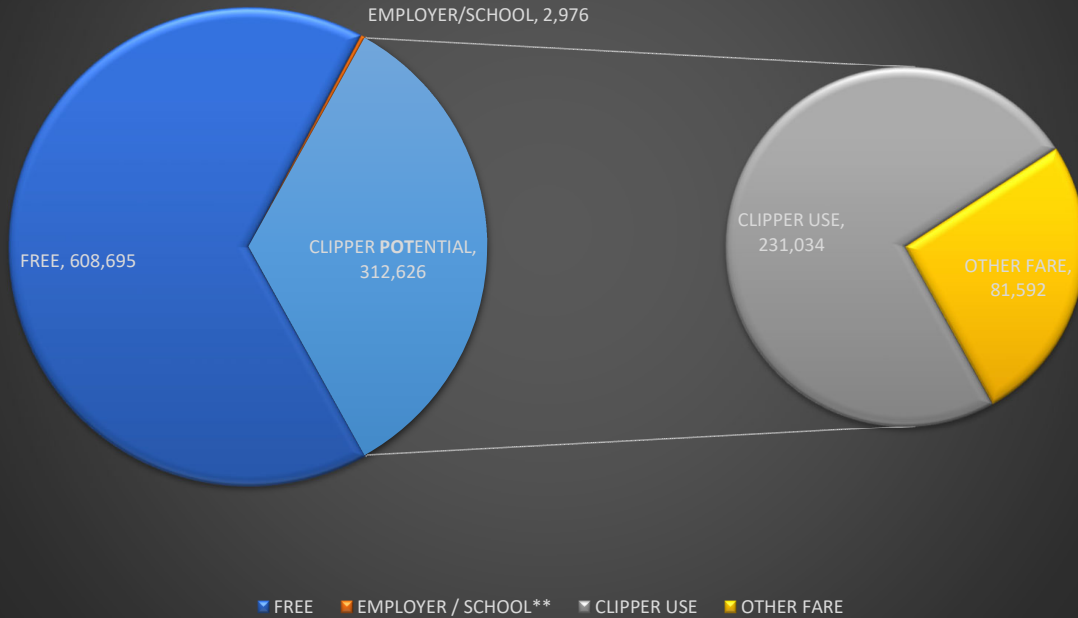


# CLIPPER TREND



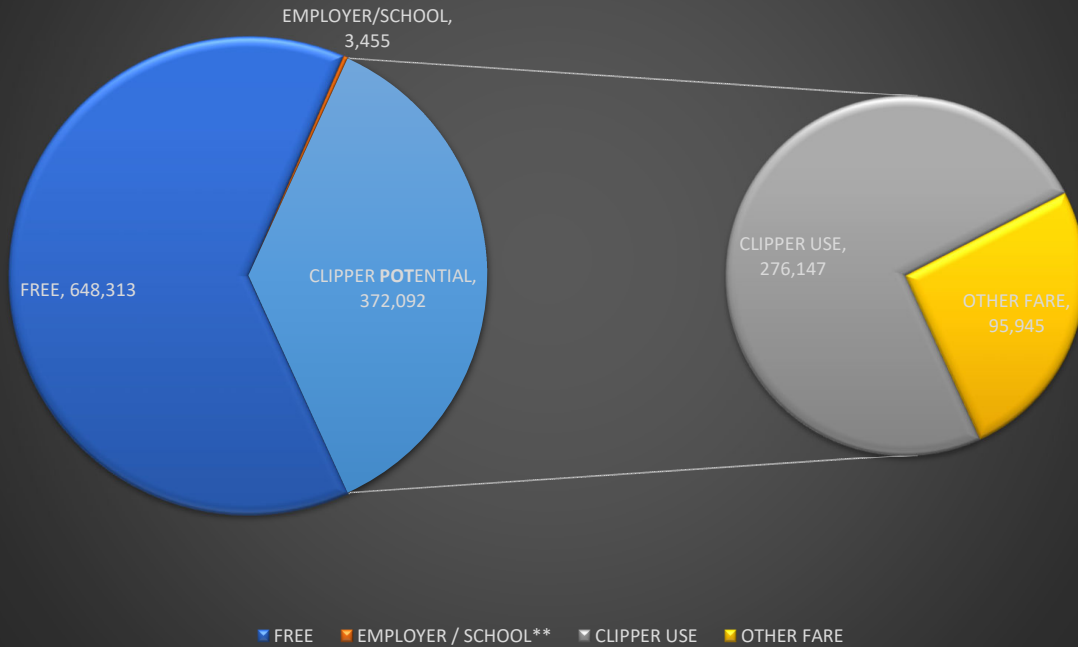
## CLIPPER TREND\*

Month	TOTAL RIDERSHIP	FREE	EMPLOYER / SCHOOL**	CLIPPER POTENTIAL	CLIPPER USE	OTHER FARE	% OF POTENTIAL
Jul-20	97,709	97,709	-	-	-	-	
Aug-20	95,826	95,826	-	-	-	-	
Sep-20	98,642	98,642	-	-	-	-	
Oct-20	113,327	113,327	-	-	-	-	
Nov-20	86,237	34,297	415	51,525	37,038	14,487	71.9%
Dec-20	80,762	31,775	60	48,927	36,602	12,325	74.8%
Jan-21	72,695	28,219	573	43,903	32,387	11,516	73.8%
Feb-21	78,109	30,702	453	46,955	34,689	12,265	73.9%
Mar-21	98,265	38,324	732	59,209	43,775	15,435	73.9%
Apr-21	102,724	39,875	743	62,107	46,543	15,564	74.9%
May-21	-	-	-	-	-	-	
Jun-21	-	-	-	-	-	-	
<b>Grand Total</b>	<b>924,296</b>	<b>608,695</b>	<b>2,976</b>	<b>312,626</b>	<b>231,034</b>	<b>81,592</b>	<b>73.9%</b>

<b>FREE</b>	Free / Mid-Day Free
-------------	---------------------

<b>EMPLOYER / SCHOOL</b>	92X-Ace Train / Airport Plaza, UFCW Trust (91X) / St Marys / JFKU / Promo (Summer Youth Pass) & CSEB (Rte 260)
--------------------------	--

# CLIPPER TREND



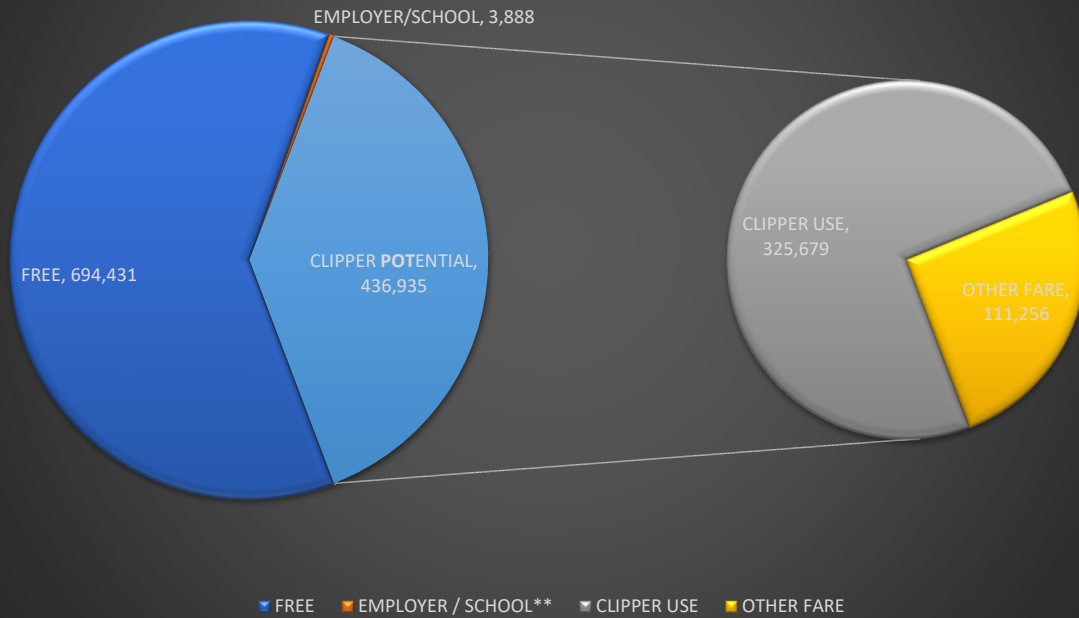
## CLIPPER TREND\*

Month	TOTAL RIDERSHIP	FREE	EMPLOYER / SCHOOL**	CLIPPER POTENTIAL	CLIPPER USE	OTHER FARE	% OF POTENTIAL
Jul-20	97,709	97,709	-	-	-	-	
Aug-20	95,826	95,826	-	-	-	-	
Sep-20	98,642	98,642	-	-	-	-	
Oct-20	113,327	113,327	-	-	-	-	
Nov-20	86,237	34,297	415	51,525	37,038	14,487	71.9%
Dec-20	80,762	31,775	60	48,927	36,602	12,325	74.8%
Jan-21	72,695	28,219	573	43,903	32,387	11,516	73.8%
Feb-21	78,109	30,702	453	46,955	34,689	12,265	73.9%
Mar-21	98,265	38,324	732	59,209	43,775	15,435	73.9%
Apr-21	102,724	39,875	743	62,107	46,543	15,564	74.9%
May-21	99,564	39,618	479	59,466	45,114	14,353	75.9%
Jun-21	-	-	-	-	-	-	
<b>Grand Total</b>	<b>1,023,860</b>	<b>648,313</b>	<b>3,455</b>	<b>372,092</b>	<b>276,147</b>	<b>95,945</b>	<b>74.2%</b>

<b>FREE</b>	Free / Mid-Day Free
-------------	---------------------

<b>EMPLOYER / SCHOOL</b>	92X-Ace Train / Airport Plaza, UFCW Trust (91X) / St Marys / JFKU / Promo (Summer Youth Pass) & CSEB (Rte 260)
--------------------------	--

# CLIPPER TREND



## CLIPPER TREND\*

Month	TOTAL RIDERSHIP	FREE	EMPLOYER / SCHOOL**	CLIPPER POTENTIAL	CLIPPER USE	OTHER FARE	% OF POTENTIAL
Jul-20	97,709	97,709	-	-	-	-	
Aug-20	95,826	95,826	-	-	-	-	
Sep-20	98,642	98,642	-	-	-	-	
Oct-20	113,327	113,327	-	-	-	-	
Nov-20	86,237	34,297	415	51,525	37,038	14,487	71.9%
Dec-20	80,762	31,775	60	48,927	36,602	12,325	74.8%
Jan-21	72,695	28,219	573	43,903	32,387	11,516	73.8%
Feb-21	78,109	30,702	453	46,955	34,689	12,265	73.9%
Mar-21	98,265	38,324	732	59,209	43,775	15,435	73.9%
Apr-21	102,724	39,875	743	62,107	46,543	15,564	74.9%
May-21	99,564	39,618	479	59,466	45,114	14,353	75.9%
Jun-21	111,393	46,118	433	64,843	49,531	15,311	76.4%
<b>Grand Total</b>	<b>1,135,254</b>	<b>694,431</b>	<b>3,888</b>	<b>436,935</b>	<b>325,679</b>	<b>111,256</b>	<b>74.5%</b>

<b>FREE</b>	Free / Mid-Day Free
-------------	---------------------

<b>EMPLOYER / SCHOOL</b>	92X-Ace Train / Airport Plaza, UFCW Trust (91X) / St Marys / JFKU / Promo (Summer Youth Pass) & CSEB (Rte 260)
--------------------------	--